

ST. NORBERT

COLLEGE



MEN'S BASKETBALL 2011-12

They Cover the Green Knights

Radio

WSNC-Radio

Tim Derozier, play-by-play
100 Grant St.
De Pere, WI 54115
920-403-3221

WDUZ-Radio

The Rookie, sports director
P.O. Box 310
Green Bay, WI 54305
920.468.4100
920.468.0250 - fax

WTAQ-Radio

Mark Daniels, sports director
P.O. Box 23333
Green Bay, WI 54305
920.435.3771
920.321.2300 - fax

WNFL-Radio

John Maino, sports director
P.O. Box 23333
Green Bay, WI 54305
920.435.3771
920.321.2300 - fax

Television

WBAY-TV (Ch. 2 - ABC)

Chris Roth, sports director
115 S. Jefferson
Green Bay, WI 54301
920.438.3265
920.432.1190 - fax

WFRV-TV (Ch. 5 - CBS)

Larry McCarren, sports director
P.O. Box 19055
Green Bay, WI 54307
920.430.3625
920.437.5769 - fax

WLUK-TV (Ch. 11 - Fox)

Drew Smith, sports director
P.O. Box 19011
Green Bay, WI 54307
920.490.1428
920.490.2500 - fax

WGBA-TV (Ch. 26 - NBC)

1391 North Rd.
Green Bay, WI 54313
920.490.2655
920.490.2500 - fax

Newspapers

Green Bay Press-Gazette

Weston Hodkiewicz, beat writer
Rich Palzewic, correspondent
P.O. Box 19430
Green Bay, WI 54307
920.431.8222
920.431.8379 - fax

Milwaukee Journal Sentinel

Mark Stewart, sports reporter
P.O. Box 661
Milwaukee, WI 53201
800.759.6397
414.224.2049 - fax

Wisconsin State Journal

sports desk
P.O. Box 8060
Madison, WI 53708
800.362.4221
608.252.6194 - fax

De Pere Journal

Todd McMahon, editor
P.O. Box 5066
De Pere, WI 54115
920.431.8210
920.431.8379 - fax

Marinette-Menominee Eagle-Herald

Jody Korch, sports editor
P.O. Box 77
Marinette, WI 54143
715.735.6611
715.735.7580 - fax

Marquette Mining Journal

Craig Remsburg, sports writer
249 W. Washington St.
Marquette, MI 49855
906.228.2500
906.228.2617 - fax

When Covering the Green Knights

Sports Information Office

The St. Norbert College Sports Information Office is located in Schuldes Sports Center, Room 123. Dan Lukes, Sports Information Director, may be reached at the following telephone numbers:

Office: 920.403.4077

Home: 920.983.0729

Fax: 920.403.3128

E-mail: dan.lukes@snc.edu

Press Credentials

Arrangements for press credentials should be made through the Sports Information Office by noon the day preceding the contest. All credentials will be left at will call.

Schuldes Sports Center

St. Norbert College home games are played at Schuldes Sports Center in De Pere. From Highway 41, take the Main St. exit for De Pere (CTH G) and head east. Turn left at Main Ave and continue to follow Main Ave. Turn left at Reid St. Take the 3rd right onto 3rd St. and Sport Center will be on the left.

Press Box

The press box features ample room for media personnel. Telephones can be provided for media on deadline.

Radio Broadcasts

Two areas are available in the press box and must be reserved two weeks prior to the contest. Stations will be limited to two credentials. All technical arrangements for phone lines must be made by the broadcasting station.

Interviews with Gary Grzesk

Head coach Gary Grzesk may be reached in his office at the rink (920.403.3137) at any time.

Player Interviews

Player interviews may be set up through the Sports Information Office, or after practice. The Green Knights practice at Cornerstone Community Center.

Table of Contents

Media Information and General Information	2-3
About St. Norbert College	4-5
Head Coach Gary Grzesk	6
2011-12 Roster and Schedule	7
Meet the Green Knights	8-11
2010-11 Statistics	12-15
Midwest Conference	16-17
Year-by-Year History	18
Tournament History	19
Record Book	20-23
All-Time Results	24-32
All-Time Series Records	33

Quick Facts

Location: De Pere, Wisconsin 54115

Founded: 1898

Enrollment: 2,168

Nickname: Green Knights

Colors: Dartmouth Green and Old Gold

Stadium: Schneider Stadium (cap. 2,454)

National Affiliation: NCAA III

Conference Affiliation: Midwest Conference

President: Thomas Kunkel

Athletics Director: Tim Bald

Sports Information Director: Dan Lukes

SID Phone: (920) 403-4077

SID FAX: (920) 403-3128

SID Home: (920) 983-0729

SID E-Mail: dan.lukes@snc.edu

Athletic Trainers: Russ Schmelzer,

Ryan Vandervest

Head Hockey Coach: Gary Grzesk

Alma Mater: UW-Green Bay, 1996

Record (Years): 84-39 (6th)

Office: (920) 403-3137

Assistant Coaches: Woody Wilson, Jeff Nordgaard,

Brian Roehrig, Kyle Brown, Corey Ciesielczyk

The mission of the St. Norbert College Department of Intercollegiate Athletics is to provide scholar-athletes with a quality experience that is intellectually, spiritually and personally challenging. The program promotes student growth in athletic skills, leadership, spirituality, teamwork, self-discipline and sportsmanship. This mission is supported by the philosophy and goals of NCAA Division III.

Staff Directory

Mailing address: Schuldes Sports Center
St. Norbert College
100 Grant St.
De Pere, WI 54115-2099

All telephone numbers are area code 920

STAFF

Athletics Director	
Tim Bald (Loras, 1980)	403-3031
Assistant Athletics Director	
Connie Tilley (UW-La Crosse, 1974)	403-3033
Sports Information Director	
Dan Lukes (UW-Oshkosh, 1998)	403-4077
Certified Athletic Trainers	
Russ Schmelzer (St. Norbert, 1981)	403-3179
Ryan Vandervest (UW-Oshkosh, 2002)	403-3179
Heather Erfurt (Lasell, 2008)	403-3179
Administrative Assistants	
Pat Duffy	403-3031
Jodi Schleis (Cardinal Stritch, 1999)	403-3921

COACHES

Baseball	
Tom Winske (Fort Hays State, 1988)	403-3545
Basketball, Men's	
Gary Grzesk (UW-Green Bay, 1996)	403-3137
Basketball, Women's	
Connie Tilley (UW-La Crosse, 1974)	403-3033
Cheer	
Cheryl Reed (Michigan Tech, 1986)	403-3031
Cross Country, Men's and Women's	
Track and Field, Men's and Women's	
Don Augustine (Westminster-Pa., 2001)	403-3456
Dance	
Ashley Clark (St. Norbert, 2007)	403-3031
Football	
Jim Purtill (Miami-Ohio, 1978)	403-3172
Golf, Men's	
Tripp Maher (St. Norbert, 1980)	403-3031
Golf, Women's	
David Minten (St. Norbert, 1965)	403-3031
Ice Hockey, Men's	
Tim Coghlin (UW-Stevens Point, 1989)	403-3034
Ice Hockey, Women's	
Rob Morgan (Alberta, 1992)	403-3138
Soccer, Men's	
Andy Steger (UW-Green Bay, 1993)	403-3031
Soccer, Women's	
Dennis Detrie (UW-Green Bay, 2002)	403-3031
Softball and Equipment Manager	
JoAnn Krueger	403-4080
Tennis, Men's	
Matt Keesey (UW-Green Bay, 2010)	403-3031
Tennis, Women's	
Paul and Carrie Miller	403-3031
Volleyball, Women's	
Bethani Thibodeau (St. Norbert, 1998)	403-3138



Thomas Kunkel
President



Jeff Frick
Dean of the College • VP - Academic Affairs



Rev. Jay Fostner, O.Praem.
VP - Mission and Student Affairs



Jeff Ritter
MWC Faculty Rep.



Tim Bald
Athletics Director

St. Norbert



A degree of difference

At St. Norbert College, we help you become a critical thinker, an excellent writer and an able communicator within an environment that encourages student-faculty collaborative research. You might be surprised by the graduate level work done by our undergraduates—even as freshmen—setting them ahead of their peers when heading to graduate school or the workforce.

We challenge your viewpoint and encourage your exploration of ideas that may be new or different from your own. You'll be in a community where students from around the world come together in exploration of local and global perspectives.

Our faculty are active researchers and creators, making contributions to their fields. They're also compassionate individuals who care not only about their students' grades, but about their students' growth, making time for one-on-one conversations with students on a consistent basis. Student success is their top priority.

We offer more than 40 programs of study, including several pre-professional programs, or you can design your own major unique to your aspirations. Our 14:1 student to faculty ratio ensures that you'll receive the personal attention you seek, allowing you to explore and evaluate the countless opportunities available to you. Study abroad at 75 program sites on six continents, or experience service opportunities locally, nationally and internationally. We pair you with an advisor who helps ensure you're on track with classes and that you'll graduate in four years.




Excellent value exceptional reputation

With more than 95 percent of our students receiving financial aid, and an average recipient's aid package of nearly \$26,000, students and their parents needn't let the price tag stifle their interest in St. Norbert College. We offer a wide variety of academic and leadership-based scholarships, paid internships and student employment opportunities.

Our four-year graduation guarantee for most majors gives St. Norbert College one of the top graduation rates in the Midwest. Through effective use of January term and summer sessions, students can even graduate in fewer than four years. Finishing up sooner than the typical five or six years means fewer years of loans, and an earlier start to earning a salary. In fact, more than 92 percent of our graduates are employed or attending graduate school when first surveyed one year after graduation. And our national rankings support the fact that you'll get a high quality education. That makes St. Norbert a great value!

St. Norbert College is ranked among the nation's top liberal arts colleges according to the 2011 edition of U.S. News & World Report's "America's Best Colleges."





Athletics Facilities

Schuldes Sports Center: home of the Green Knights basketball and volleyball teams with a seating capacity of 2,000. Also features racquetball courts, training room, a newly remodeled weight room and a refurbished basketball floor.

Mel Nicks Sports Complex: home of the Green Knights baseball and softball teams where the baseball team ranked second in Division III in home attendance in 1997 and 2000.

Cornerstone Community Ice Center: The state-of-the-art facility is home to the St. Norbert hockey team. The rink opened in March 2000 and features seating for nearly 2,000 fans.

Green Knights Achieve Academic and Athletic Success

In addition to the success of our teams, many of our individual athletes have earned distinction on and off the field. Not only has St. Norbert had national champions and all-conference performers, but several Academic All-Americans and Academic All-Conference selections as well.

Academic Success

- St. Norbert had 117 athletes earn Academic All-Conference honors in 2011.
- 49 athletes have earned Academic All-American accolades, the most by a Midwest Conference school.

Athletic Success

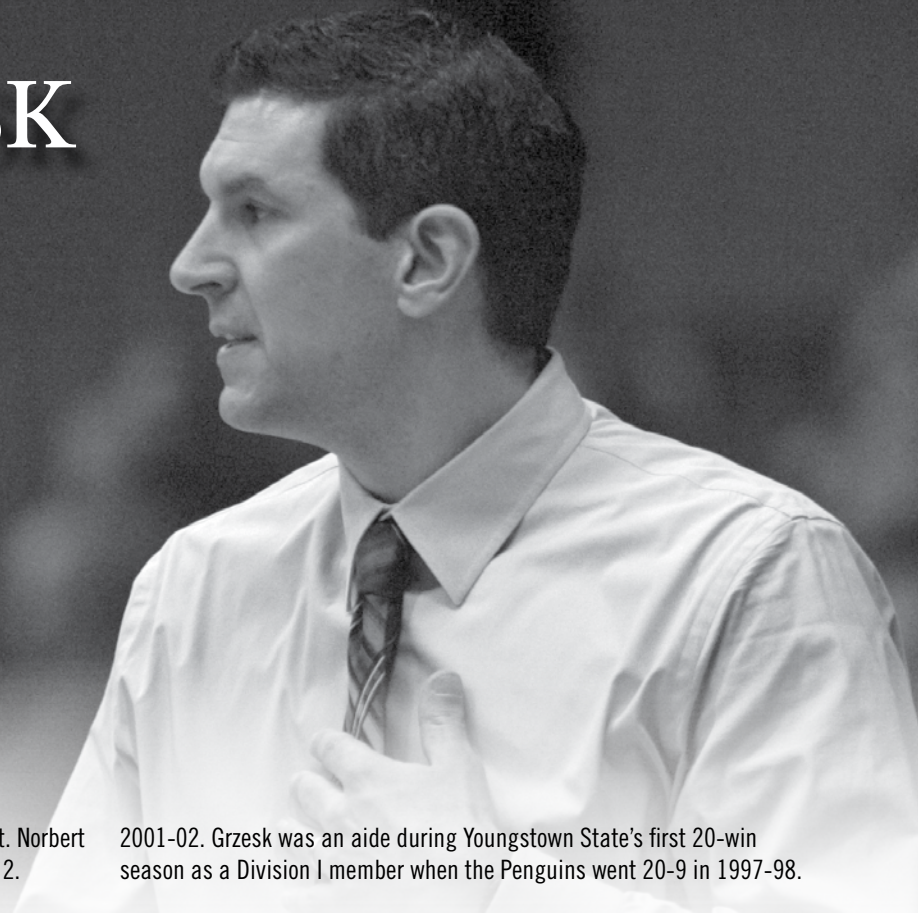
- St. Norbert enjoyed one of its best overall years during the 2010-11 school year. The Green Knights compiled a 179-112-6 overall record, including a strong 103-39-4 mark in conference action.
- During 2010-11, 17 of St. Norbert's 20 athletic teams placed in the top half of the conference.
- The St. Norbert College hockey team won the 2008 and 2011 NCAA Division III national championship.
- Since 2001, St. Norbert has claimed four individual NCAA Division III national champions in track and field.
- St. Norbert has won 79 Midwest Conference championships since joining the league in 1983.
- St. Norbert has won 12 Northern Collegiate Hockey Association titles and nine NCHA Peters Cup championships since joining the league in 1994.



A great place to call home

Live here, learn here. St. Norbert College is a riverfront residential campus where students are actively involved in academic exploration, service, athletics, study abroad, leadership and social organizations. The only institution of higher education in the world sponsored by the Norbertines, St. Norbert provides students with a long-standing tradition of excellence in education, while encouraging them to respond to the needs of local and global communities. Students flourish within the academically challenging environment and frequently note the sense of community and world-wide opportunities. They love the campus so much, students often refer to St. Norbert as their "home."

HEAD COACH GARY GRZESK



Gary Grzesk will be in his sixth season as St. Norbert College's men's basketball coach in 2011-12.

St. Norbert is 84-39 in five years under Grzesk's supervision. The Green Knights went 20-6 during the 2010-11 season, and were ranked as high as No. 6 in the D3hoops.com Top 25. St. Norbert's 20-win season marked the first time in school history the Green Knights posted back-to-back 20-win seasons.

In 2009-10, Grzesk piloted the Green Knights to a 23-4 record, setting a school record for wins. St. Norbert advanced to the second round of the NCAA Division III Tournament, its first national post-season win in 26 years. The Green Knights won the Midwest Conference regular-season and tournament titles, and were ranked as high as No. 9 in the D3hoops.com Top 25.

The 2008-09 season was also a highly successful season for the Green Knights, who finished 18-6 overall and 12-4 in the Midwest Conference. St. Norbert rose to as high as No. 11 in the D3hoops.com Top 25 and also topped No. 1-ranked UW-Platteville in the championship game of the Nicolet Bank Holiday Classic, the first win over a No. 1 foe for any sport in St. Norbert history.

In three seasons at Lakeland from 2004 to 2006, Grzesk compiled a 51-31 record. The Muskies won the Lake Michigan Conference championship in 2006 and also captured the LMC Tournament title in 2004. Lakeland also appeared in the 2004 NCAA Division III Tournament.

Grzesk spent the 2002-03 season as an assistant at UW-Green Bay, his alma mater. Prior to returning to Green Bay, Grzesk was an assistant at Youngstown State (Ohio) University for six seasons from 1996-97 to

2001-02. Grzesk was an aide during Youngstown State's first 20-win season as a Division I member when the Penguins went 20-9 in 1997-98.

A 1996 graduate of UW-Green Bay, Grzesk was a four-year letterwinner for the Phoenix. He earned the team's Defensive Player of the Year award four times, helping Green Bay to three NCAA Tournament appearances. Grzesk is perhaps best known for guarding NBA lottery pick Jason Kidd in a 61-57 NCAA Tournament first-round win over California in 1994. Grzesk, who started in 107 of the 120 collegiate games he played in, was Green Bay's captain his junior and senior seasons. He concluded his career with 450 points and 496 assists. The Phoenix was 74-19 in Grzesk's final three seasons.

Grzesk, a Wauwatosa native, is married to Liz Hauger, herself a former college basketball coach at Youngstown State and UW-Green Bay. The couple has a son, Garrett, and a daughter, Gracie.

Grzesk at St. Norbert

Year	Overall	Pct.	MWC	Pct.	Finish
2006-07	9-13	.409	8-8	.500	6th
2007-08	14-10	.583	10-6	.625	T3rd
2008-09	18-6	.750	12-4	.750	T3rd
2009-10	23-4	.852	14-2	.875	1st
2010-11	20-6	.769	14-4	.778	1st
Totals	84-39	.683	48-24	.667	

NCAA Division III Tournament Appearances: 2010, 2011

MWC Regular-Season Titles: 2010, 2011

MWC Tournament Titles: 2010, 2011

MWC Tournament Appearances: 2008, 2009, 2010, 2011

NCAA Division III Midwest Region Coach of the Year: 2010

MWC Coach of the Year: 2010

2011-12 ST. NORBERT ROSTER

No.	Name	Yr.	Pos.	Hgt.	Wgt.	Hometown (High School)
3	Tom Wrengren	Fr.	G	6-2	165	Downers Grove, Ill. (North)
5	Andy Fox *	So.	G	6-1	170	Hartland (Arrowhead)
10	Brandon Gries *	So.	G	6-1	185	Kiel
11	Kyle Johnsen ***	Sr.	G	6-2	210	Greendale
12	Austin Elliott	Fr.	G	6-3	165	Danbury (Webster)
13	Tyler Pauley *	So.	G	5-11	160	Osceola
14	Mike Scholl	Fr.	G	6-4	175	Naperville, Ill. (St. Francis)
20	Jeremy Paprocki	Jr.	G	6-2	190	Green Bay (Ashwaubenon)
21	Trent Monckton **	Jr.	F	6-4	180	Glenview, Ill. (Glenbrook South)
22	Jack Whalen **	Jr.	G	6-2	185	Chicago, Ill. (Northridge Prep)
30	Andrew Schwoerer	Fr.	F	6-4	205	Valders
34	Paul Appleton **	Jr.	G/F	6-5	205	Kimberly
44	Cody Stelmach **	Jr.	F	6-3	195	Denmark
45	Garrett Thorn *	So.	C	6-6	235	Rhineland (Three Lakes)
51	Mitchell Cloghessy **	Jr.	F	6-7	245	Gardiner, Mont.
53	Steven Hofacker	Fr.	C	6-8	230	Eau Claire (Regis)

Head Coach: Gary Grzesk

Assistant Coaches: Woody Wilson, Jeff Nordgaard, Brian Roehrig, Kyle Brown, Corey Ciesielczyk

2011-12 SCHEDULE

Tue., Nov. 15	UW-Oshkosh	7 p.m.	Tue., Jan. 10	Ripon College *	7:30 p.m.
Sat., Nov. 19	at Augustana College	7:30 p.m.	Fri., Jan. 13	Illinois College *	7 p.m.
Tue., Nov. 22	Milwaukee School of Engineering	7 p.m.	Sat., Jan. 14	Knox College *	4 p.m.
Fri., Dec. 2	at Grinnell College *	7 p.m.	Fri., Jan. 20	at Lake Forest College *	7 p.m.
Sat., Dec. 3	at Monmouth College *	4 p.m.	Sat., Jan. 21	at Illinois College *	4 p.m.
Wed., Dec. 7	Beloit College *	7 p.m.	Wed., Jan. 25	Lawrence Univ. *	7:30 p.m.
Sat., Dec. 10	at Knox College *	3 p.m.	Sat., Jan. 28	at Ripon College *	4 p.m.
Sat., Dec. 17	Lake Forest College *	3 p.m.	Fri., Feb. 3	Monmouth College *	7 p.m.
Thu-Fri, Dec. 29-30	Nicolet National Bank Holiday Tournament		Sat., Feb. 4	Grinnell College *	3 p.m.
	Schuldes Sports Center - De Pere, Wis.		Wed., Feb. 8	at Beloit College *	5 p.m.
12/29 - UW-La Crosse vs. Kalamazoo College		5 p.m.	Sat., Feb. 11	Carroll Univ. *	4 p.m.
12/29 - vs. Northland College		7 p.m.	Sat., Feb. 18	at Lawrence Univ. *	2 p.m.
12/30 - vs. Consolation Game		5 p.m.	Home games are BOLD		
12/30 - vs. Championship Game		7 p.m.	* Midwest Conference Game		
Sat., Jan. 7	at Carroll Univ. *	4 p.m.			

MEET THE GREEN KNIGHTS



Paul Appleton - #34

Jr. - G/F - 6-5 - 205
Kimberly, Wis.

Career: Two varsity letters. Has played in 53 games with 10 starts, scoring 221 points (4.2 per game) with 94 rebounds (1.8 per game). Has made 80 of 192 (41.7 percent) field goals, 33 of 110 (30.0 percent) 3-pointers and 28 of 37 (75.7 percent) free throws. **2011:** Played in 26 games with one start, and averaged 4.3 points and 1.6 rebounds per game. Scored 16 points with two rebounds and three assists in 112-85 win over Grinnell. Netted 15 points with four rebounds and two assists in 87-73 win over Illinois College. Finished with 12 points, three rebounds and one assist in 67-55 win over Marian. Finished with seven points, one rebound and one assist in 70-49 loss to UW-Stevens Point in NCAA Division III Tournament. **2010:** Played in 26 games, starting nine, and averaged 4.0 points and 1.9 rebounds per game. Scored 16 points with one rebound and two assists in his first collegiate game, a 112-73 win over Silver Lake. Had 10 points with four rebounds and one assist in 109-72 win over Grinnell. Finished with 10 points, two rebounds and one assist in 56-45 win over Knox. Totaled 10 points, one rebound and one assist in

69-52 win at Milwaukee School of Engineering. **Before SNC:** At Kimberly High School, lettered twice each in basketball and football and once in track. Football team won pair of WIAA Division 2 and Fox Valley Association championships. First-team All-FVA and second-team all-area in basketball as senior. Team most valuable player in basketball as junior and senior. Team captain in basketball as senior. **Personal:** Majoring in education. National Honor Society member. Badger Boys State participant. Father played football at Carthage. Enjoys video games and guitar. Birthdate is 11/2/90.

Year	GP	GS	Min	Avg	FG	Total			3-PTS			FT	FTA	Pct	Rebounds				PF	FO	Ast	TO	Blk	Stl	Pts	Avg
						FGA	Pct	FG	FGA	Pct	Off				Def	Tot	Avg									
2009-10	27	9	396	14.7	44	104	.423	15	52	.288	6	9	.667	12	40	52	1.9	33	0	12	19	1	11	109	4.0	
2010-11	26	1	338	13.0	36	88	.409	18	48	.375	22	28	.786	13	29	42	1.6	30	0	18	19	1	6	112	4.3	
TOTAL	53	10	734	13.8	80	192	.417	33	100	.330	28	37	.757	25	69	94	1.8	63	0	30	38	2	17	221	4.2	



Mitchell Cloghessy - #51

Jr. - F - 6-7 - 245
Gardiner, Mont.

Career: Two varsity letters. Has played in 19 games, scoring 24 points (1.3 per game) with 10 rebounds (0.5 per game). Has made 11 of 17 (64.7 percent) field goals and 2 of 5 (40.0 percent) free throws. **2011:** Played in 11 games and averaged 1.4 points and 0.5 rebounds per game. Scored four points with two rebounds in 74-48 win over Elmhurst. Finished with three points and one rebound in 67-55 win over Marian. Collected two points and one rebound in 62-42 win over Monmouth. **2010:** Played in eight games and averaged 1.1 points and 0.5 rebounds per game. Scored four points in 112-73 win over Silver Lake. Had two points and one rebound in 76-58 win over Carroll. Tallied two points in 73-46 win over Beloit. Grabbed two rebounds in 78-52 win over Monmouth. **Before SNC:** At Gardiner High School, lettered four years in basketball, three years in cross country and two years in track. Basketball team was state runner-up as freshman, and cross country team won state title as sophomore. Three-time all-state and all-conference selection in basketball. **Personal:** Majoring in biology. National Honor

Society member. Birthdate is 2/27/91.

Year	GP	GS	Min	Avg	FG	Total			3-PTS			FT	FTA	Pct	Rebounds				PF	FO	Ast	TO	Blk	Stl	Pts	Avg
						FGA	Pct	FG	FGA	Pct	Off				Def	Tot	Avg									
2009-10	8	0	25	3.1	4	8	.500	0	0	.000	1	2	.500	1	3	4	0.5	1	0	0	0	0	0	2	9	1.1
2010-11	11	0	30	2.7	7	9	.778	0	0	.000	1	3	.333	3	3	6	0.5	1	0	0	0	0	0	0	15	1.4
TOTAL	19	0	55	2.9	11	17	.647	0	0	.000	2	5	.400	4	6	10	0.5	2	0	0	0	0	2	24	1.3	



Andy Fox - #5

So. - G - 6-1 - 170
Hartland, Wis.

Career: One varsity letter. Has played in 26 games with six starts, scoring 82 points (3.2 per game) with 46 rebounds (1.8 per game) and 37 assists (1.4 per game). Has made 29 of 78 (37.2 percent) field goals, 4 of 19 (21.1 percent) 3-pointers and 20 of 31 (64.5 percent) free throws. **2011:** Played in 26 games with six starts, averaging 3.2 points, 1.8 rebounds and 1.4 assists per game. Netted 13 points with six rebounds and three assists in 112-85 win over Grinnell. Collected nine points with three rebounds and two assists in 57-55 win over Carroll. Had eight points, two rebounds and two assists in 65-42 win over Knox. Scored eight points with one rebound in 57-56 loss to Augustana. **Before SNC:** At Arrowhead High School, lettered three times each in basketball and soccer. Starting guard and captain on Arrowhead's WIAA Division 1 state championship team as senior. Second-team All-Classic 8 Conference selection as senior and honorable mention choice as junior in basketball. Two-time first-team All-Classic 8 Conference honoree in soccer, and was honorable mention all-state in that sport as a senior.

Personal: Majoring in business administration. Enjoys golf and soccer. Birthdate is 7/18/91.

Year	GP	GS	Min	Avg	FG	Total			3-PTS			FT	FTA	Pct	Rebounds				PF	FO	Ast	TO	Blk	Stl	Pts	Avg
						FGA	Pct	FG	FGA	Pct	Off				Def	Tot	Avg									
2010-11	26	6	346	13.3	29	78	.372	4	19	.211	20	31	.645	3	43	46	1.8	41	1	37	24	2	10	82	3.2	
TOTAL	26	6	346	13.3	29	78	.372	4	19	.211	20	31	.645	3	43	46	1.8	41	1	37	24	2	10	82	3.2	

MEET THE GREEN KNIGHTS



Brandon Gries - #10

So. - G - 6-1 - 185
Kiel, Wis.

Career: One varsity letter. Has played in 26 games, scoring 107 points (4.1 per game) with 45 rebounds (1.7 per game). Has made 32 of 89 (36.0 percent) field goals, 9 of 41 (22.0 percent) 3-pointers and 34 of 45 (75.6 percent) free throws. **2011:** Played in 26 games, averaging 4.1 points and 1.7 rebounds per game. Scored 14 points with four rebounds and four assists in 112-85 win over Grinnell. Dished out five assists to go along with nine points and three rebounds in 57-55 win over Carroll. Scored nine points with one rebound in first collegiate game, a 67-55 win over Marian. Scored seven points with one rebound and two assists in 91-82 win over Illinois College. Finished with eight points, two rebounds and one assist in 89-67 win over Grinnell. **Before SNC:** At Kiel High School, lettered four times each in basketball and golf, three times in football and once in baseball. Led Kiel to WIAA Division 2 State Tournament as senior, its first state appearance since 1974. Three-time first-team All-Eastern Wisconsin Conference choice in basketball and golf. All-State as senior and participated in WBCA All-Star Game. Two-time

individual qualifier for WIAA State Golf Tournament. **Personal:** Majoring in biology. Badger Boys State participant. Brother, Tony, played basketball at Marquette on its 2003 Final Four team. Enjoys hunting, fishing, golfing and playing cards. Birthdate is 5/25/92.

Year	GP	GS	Min	Avg	FG	Total		3-PTS			FT	FTA	Pct	Rebounds				PF	FO	Ast	TO	Blk	Stl	Pts	Avg
						FGA	Pct	FG	FGA	Pct				Off	Def	Tot	Avg								
2010-11	26	0	338	13.0	32	89	.360	9	41	.220	34	45	.756	6	39	45	1.7	35	1	32	29	3	13	107	4.1
TOTAL	26	0	338	13.0	32	89	.360	9	41	.220	34	45	.756	6	39	45	1.7	35	1	32	29	3	13	107	4.1



Kyle Johnsen - #11

Sr. - G - 6-2 - 210
Greendale, Wis.

Career: Three varsity letters. Has played in 44 games, scoring 60 points (1.4 per game) with 52 rebounds (1.2 per game). Has made 12 of 39 (30.8 percent) field goals, 1 of 15 (6.7 percent) 3-pointers and 35 of 45 (77.8 percent) free throws. **2011:** Played in 16 games, scoring an average of 1.1 points with 1.0 rebounds per game. Scored seven points with three rebounds and four assists in 112-85 win over Grinnell. Compiled six points with two rebounds and one assist in 79-65 loss to Grinnell. Had four points with five rebounds and two assists in 89-67 win over Grinnell. **2010:** Granted a medical hardship waiver after appearing in two games. Averaged 4.0 points and 2.0 rebounds per game. Scored eight points with four rebounds and one assist in 112-73 win over Silver Lake. **2009:** Appeared in 18 games and averaged 1.6 points and 1.4 rebounds per game. Scored 10 points with 10 rebounds and three assists in 107-96 win over Grinnell. Netted six points with five rebounds 95-85 loss to Grinnell. Had three points and four assists in 84-63 win over Beloit. **2008:** Played in eight games and averaged 0.8 points and 0.9

rebounds per game. Grabbed six rebounds with three assists and one point in 100-87 loss to Grinnell. Dished out three assists with one rebound and one point in 123-106 win over Grinnell. **Before SNC:** At Greendale High School, earned 11 letters in football, basketball and baseball. All-conference selection in all three sports. Football team won two conference championship and baseball team claimed one. **Personal:** Majoring in business administration. Brother, Ryan, played basketball at UW-Oshkosh. Enjoys family. Birthdate is 5/16/88.

Year	GP	GS	Min	Avg	FG	Total		3-PTS			FT	FTA	Pct	Rebounds				PF	FO	Ast	TO	Blk	Stl	Pts	Avg
						FGA	Pct	FG	FGA	Pct				Off	Def	Tot	Avg								
2007-08	8	0	52	6.5	0	2	.000	0	0	.000	6	8	.750	0	7	7	0.9	6	0	9	5	0	3	6	0.8
2008-09	18	0	141	7.8	8	24	.333	1	8	.125	12	18	.667	7	18	25	1.4	10	0	14	17	0	0	29	1.6
2009-10	2	0	13	6.5	0	0	.000	0	0	.000	8	9	.889	0	4	4	2.0	2	0	1	1	1	0	8	4.0
2010-11	16	0	93	5.8	4	13	.308	0	7	.000	9	10	.900	4	12	16	1.0	9	0	11	12	0	1	17	1.1
TOTAL	44	0	299	6.8	12	39	.308	1	15	.067	35	45	.778	11	41	52	1.2	27	0	35	35	1	4	60	1.4



Trent Monckton - #21

Jr. - F - 6-4 - 180
Glenview, Ill.

Career: Two varsity letters. Has played in 18 games, scoring 15 points (0.8 per game) with five rebounds (0.3 per game). Has made 5 of 16 (31.3 percent) field goals, 0 of 3 (0.0 percent) 3-pointers and 5 of 10 (50.0 percent) free throws. **2011:** Played in nine games, averaging 0.7 points and 0.2 rebounds per game. Scored two points with one rebound in 75-52 win over Ripon. Had two points in 66-55 win over Lawrence and in 70-49 loss to UW-Stevens Point in NCAA Division III Tournament. **2010:** Played in nine games, averaging 1.0 points and 0.3 rebounds per game. Scored two points with two rebounds in 78-52 win over Monmouth. Had two points each in 73-46 win over Beloit, in 76-58 win over Carroll and in 66-48 win over Lawrence. Dished out two assists in 112-73 win over Silver Lake. **Before SNC:** At Glenbrook South High School, lettered twice each in basketball and football. Two-time all-conference selection in football. Basketball team captain as senior. Football team most valuable player as senior. **Personal:** Major is undecided. Father played basketball at William and Mary, brother played basketball at Penn and sister played soccer at Carthage. Enjoys music, sports and family. Birthdate is 7/10/91.

Year	GP	GS	Min	Avg	FG	Total		3-PTS			FT	FTA	Pct	Rebounds				PF	FO	Ast	TO	Blk	Stl	Pts	Avg
						FGA	Pct	FG	FGA	Pct				Off	Def	Tot	Avg								
2009-10	9	0	33	3.7	3	11	.273	0	2	.000	3	6	.500	1	2	3	0.3	7	0	2	4	0	1	9	1.0
2010-11	9	0	16	1.8	2	5	.400	0	1	.000	2	4	.500	1	1	2	0.2	1	0	1	2	0	0	6	0.7
TOTAL	18	0	49	2.7	5	16	.313	0	3	.000	5	10	.500	2	3	5	0.3	8	0	3	6	0	1	15	0.8

MEET THE GREEN KNIGHTS



Tyler Pauley - #13

So. - G - 5-11 - 160
Osceola, Wis.

Career: One varsity letter. Has played in one game with no points. **2011:** Played in one game, appearing in 65-42 win over Knox. **Before SNC:** At Osceola High School, lettered four times in basketball, three times in baseball and twice in football. Twice an All-Middle Border Conference selection in basketball, and was named the league's player of the year as a senior. Team won Middle Border Conference basketball title as a junior. **Personal:** Majoring in business administration. Enjoys hunting and fishing. Birthdate is 8/10/91.

Year	GP	GS	Min	Avg	FG	Total			3-PTS			FT	FTA	Pct	Rebounds				PF	FO	Ast	TO	Blk	Stl	Pts	Avg	
						FGA	Pct	FG	FGA	Pct	Off				Def	Tot	Avg										
2010-11	1	0	1	1.0	0	0	.000	0	0	.000	0	0	.000	0	0	0	0.0	0	0	0	0	0	0	0	0	0	0.0
TOTAL	1	0	1	1.0	0	0	.000	0	0	.000	0	0	.000	0	0	0	0.0	0	0	0	0	0	0	0	0	0.0	



Cody Stelmach - #44

Jr. - F - 6-3 - 195
Denmark, Wis.

Career: Two varsity letters. Has played in 25 games, scoring 14 points (0.6 per game) with nine rebounds (0.4 per game). Has made 5 of 15 (33.3 percent) field goals and 4 of 4 (100 percent) free throws. **2011:** Played in 15 games, scoring 0.7 points with 0.2 rebounds per game. Had five games scoring two points - in 112-85 win over Grinnell, in 65-42 win over Knox, in 65-47 win over Lake Forest, in 83-64 win over Ripon and in 75-52 win over Ripon. **2010:** Played in 10 games, averaging 0.4 points and 0.6 rebounds per game. Scored two points with two rebounds in 73-46 win over Beloit. Had two rebounds in 78-52 win over Monmouth. **Before SNC:** At Denmark High School, lettered twice each in basketball, football and baseball. Second-team All-Bay Conference in basketball as senior and was honorable mention all-area. Football team won Bay Conference title in 2008, and was a first-team All-Bay and second-team all-area selection. Team captain in all three sports. **Personal:** Majoring in mathematics. Enjoys all sports. Birthdate is 4/2/90.

Year	GP	GS	Min	Avg	FG	Total			3-PTS			FT	FTA	Pct	Rebounds				PF	FO	Ast	TO	Blk	Stl	Pts	Avg	
						FGA	Pct	FG	FGA	Pct	Off				Def	Tot	Avg										
2009-10	10	0	31	3.1	1	9	.111	0	0	.000	2	2	1.000	1	5	6	0.6	1	0	1	1	0	0	0	0	4	0.4
2010-11	15	0	28	1.9	4	6	.667	0	0	.000	2	2	1.000	1	2	3	0.2	1	0	1	0	0	2	10	0.7		
TOTAL	25	0	59	2.4	5	15	.333	0	0	.000	4	4	1.000	2	7	9	0.4	2	0	2	1	0	2	14	0.6		



Garrett Thorn - #45

So. - F/C - 6-6 - 235
Rhineland, Wis.

Career: One varsity letter. Has played in 26 games, scoring 92 points (3.5 per game) with 75 rebounds (2.9 per game). Has made 32 of 52 (61.5 percent) field goals and 28 of 49 (57.1 percent) free throws. **2011:** Played in 26 games and made six starts. Scored 3.5 points with 2.9 rebounds per game. Scored 13 points with two rebounds and two assists in 91-82 win over Illinois College. Netted 10 points with rebounds and one assist in 65-47 win over Lake Forest. Registered 10 points with five rebounds and one assist in 69-58 win over Lakeland. Scored 10 points with eight rebounds and one assist in 89-67 win over Grinnell. **Before SNC:** At Three Lakes High School, earned a total of 11 letters in basketball, football and baseball. Northern Lakes Conference player of the year in basketball. Basketball team won Northern Lakes Conference title three times. Honorable mention all-state selection in basketball and football. **Personal:** Majoring in education. Salutatorian of high school class. Enjoys guitar, saxophone and piano. Birthdate is 8/21/91.

Year	GP	GS	Min	Avg	FG	Total			3-PTS			FT	FTA	Pct	Rebounds				PF	FO	Ast	TO	Blk	Stl	Pts	Avg
						FGA	Pct	FG	FGA	Pct	Off				Def	Tot	Avg									
2010-11	26	6	362	13.9	32	52	.615	0	0	.000	28	49	.571	20	55	75	2.9	31	0	11	32	5	8	92	3.5	
TOTAL	26	6	362	13.9	32	52	.615	0	0	.000	28	49	.571	20	55	75	2.9	31	0	11	32	5	8	92	3.5	

MEET THE GREEN KNIGHTS



Jack Whalen - #22

Jr. - G - 6-2 - 185
Glenview, Ill.

Career: Two varsity letters. Has played 27 games, scoring 27 points (1.0 per game) with 11 rebounds (0.4 per game). Has made 12 of 30 (40.0 percent) field goals, 1 of 4 (25.0 percent) 3-pointers and 2 of 4 (50.0 percent) free throws. **2011:** Played in 15 games, scoring 0.5 points with 0.2 rebounds per game. Scored two points in a game four times - in 67-55 win over Marian, in 74-48 win over Elmhurst, in 65-47 win over Lake Forest and in 69-58 win over Lakeland. Had two rebounds and two assists in 73-52 win over Lawrence. **2010:** Appeared in 12 games, averaging 1.6 points and 0.7 rebounds per game. Pumped in 13 points with four rebounds and one assist in 109-72 win over Grinnell. Finished with three points and three rebounds in 56-45 win over Knox. **Before SNC:** At Northridge Prep, lettered four years in basketball. Two-time second-team all-state selection. Two-time first-team all-conference selection and also a second-team honoree once. Named to IBCA North All-Star team. Conference Player of the Year as a senior and finished with over 1,000 career points. **Personal:** Majoring in communications. Enjoys friends and

music. Birthdate is 9/26/90.

Year	GP	GS	Min	Avg	FG	Total		3-PTS			FT	FTA	Pct	Rebounds				PF	FO	Ast	TO	Blk	Stl	Pts	Avg
						FGA	Pct	FG	FGA	Pct				Off	Def	Tot	Avg								
2009-10	12	0	65	5.4	8	21	.381	1	4	.250	2	4	.500	1	7	8	0.7	1	0	3	5	1	2	19	1.6
2010-11	15	0	36	2.4	4	9	.444	0	0	.000	0	0	.000	1	2	3	0.2	4	0	5	2	0	1	8	0.5
TOTAL	27	0	101	3.7	12	30	.400	1	4	.250	2	4	.500	2	9	11	0.4	5	0	8	7	1	3	27	1.0


NEWCOMERS



Austin Elliott - #12

Fr. - G - 6-3 - 165
Danbury, Wis.

Before SNC: At Webster High School, lettered three times each in basketball and baseball and once in track. Three-time all-conference selection. Participated in Wisconsin-Minnesota Border Battle all-star game. Twice named all-area most valuable player. **Personal:** Major is undecided. Father played basketball at UW-River Falls. Enjoys sports, jet skiing, video games, friends and SportsCenter. Birthdate is 5/29/93.



Steven Hofacker - #53

Fr. - C - 6-8 - 230
Eau Claire, Wis.

Before SNC: At Eau Claire Regis High School, participated in basketball, tennis and soccer. First-team all-conference selection, second-team all-area honoree and honorable mention all-state pick as senior. Selected for WBCA Division 4 All-Star Game. Basketball team was state-runner up as a junior and state qualifier as a freshman, and also won conference titles as senior and freshman. Qualified for state tennis tournament

last three years. All-area honorable mention as a soccer goalie as senior. Team captain in all three sports as senior. **Personal:** Major is undecided. Enjoys chess, fishing, biking and pottery. Birthdate is 3/4/93.




Jeremy Paprocki - #20

Jr. - G - 6-2 - 190
Green Bay, Wis.

Before SNC: Played two seasons at two-year Parkland College, scoring 522 points in 54 games for an average of 9.7 points per game. Was an honorable mention All-Mid West Athletic Conference choice in 2010. Prepped at Ashwaubenon High School, where he was a two-time All-Fox River Valley Conference selection and helped the Jaguars to the WIAA Division 1 state tournament as a sophomore. **Personal:** Majoring in business

administration. Birthdate is 8/5/89.




Andrew Schwoerer - #30

Fr. - F - 6-4 - 205
Valders, Wis.

Before SNC: At Valders High School, lettered three times each in basketball and baseball and twice in football. Named first-team All-Olympian Conference as junior and senior and was honorable mention all-conference pick as sophomore. Owns the Valders career scoring record with 1,348 points and was the team most valuable player as a junior and senior. Twice selected honorable mention all-state and first-team All-Manitowoc County. Second-

team all-conference pick in baseball as junior. Valders High School male student athlete of the year as senior. **Personal:** Major is undecided. Enjoys sports, reading and music. Birthdate is 4/30/93.



Mike Scholl - #14

Fr. - G - 6-4 - 175
Naperville, Ill.

Before SNC: At St. Francis High School, played basketball and volleyball. All-conference selection and was honorable mention all-area pick. Team most valuable player in basketball. Played on conference basketball champion. **Personal:** Majoring in business administration. Birthdate is 8/4/92.



Tom Wengren - #3

Fr. - G - 6-2 - 165
Downers Grove, Ill.

Before SNC: At Downers Grove North High School, participated in basketball and baseball. Member of Student Athletic Council. Earned Academic Letter. **Personal:** Majoring in business administration. Enjoys sports, video games and friends. Birthdate is 11/20/92.

2010-11 STATISTICS

Game Results

DATE	TIME	OPPONENT		SCORE	ATTEND	HIGH POINTS	HIGH REBOUNDS
11/15/10	7 p.m.	at Marian University	W	67-55	495	(12)Paul Appleton	(5)Chris Peterson
11/18/10	7 p.m.	at UW-Oshkosh	W	59-44	690	(22)David Wipperfurth	(3)Steve Papke (3)Paul Appleton (3)Chris Peterson
11/23/10	7 p.m.	ELMHURST COLLEGE	W	74-48	544	(21)David Wipperfurth	(6)John Taylor
12/3/10	7 p.m.	* GRINNELL COLLEGE	W	112-85	1008	(20)David Wipperfurth	(6)Andy Fox
12/4/10	4 p.m.	* MONMOUTH COLLEGE	W	66-52	476	(15)David Wipperfurth	(8)Chris Peterson
12/8/10	7 p.m.	* at Beloit College	L	50-62	350	(13)John Taylor	(7)Chris Peterson (7)Steve Papke
12/11/10	3 p.m.	* KNOX COLLEGE	W	65-42	306	(14)Chris Peterson	(12)Steve Papke
12/18/10	3 p.m.	* at Lake Forest College	W	65-47	387	(12)David Wipperfurth (12)John Taylor	(9)Garrett Thorn
12/29/10	7 p.m.	# LAKELAND COLLEGE	W	69-58	1031	(12)John Taylor	(5)Rob Durrett (5)John Taylor
12/30/10	7 p.m.	# AUGUSTANA COLLEGE	L	56-57	962	(13)David Wipperfurth	(5)Garrett Thorn (3)David Wipperfurth (3)Paul Mallers
1/8/11	4 p.m.	* CARROLL UNIV.	W	57-55	942	(11)David Wipperfurth	(1)Steve Papke
1/11/11	7:15 p.m.	* at Ripon College	L	60-70	395	(21)John Taylor	(6)Steve Papke
1/14/11	7 p.m.	* at Illinois College	W	87-73	220	(18)Chris Peterson	(6)Chris Peterson
1/15/11	4 p.m.	* at Knox College	W	68-59	300	(17)Steve Papke	(4)Steve Papke (4)David Wipperfurth (4)Paul Mallers
1/21/11	7:30 p.m.	* LAKE FOREST COLLEGE	W	60-46	646	(19)David Wipperfurth	(1)Steve Papke
1/22/11	3 p.m.	* ILLINOIS COLLEGE	Wo2	91-82	722	(21)John Taylor	(8)Steve Papke
1/26/11	7 p.m.	* at Lawrence University	W	73-52	798	(17)Steve Papke	(8)Chris Peterson
1/29/11	4 p.m.	* RIPON COLLEGE	W	83-64	1261	(29)John Taylor	(5)Paul Mallers (5)Garrett Thorn (6)Chris Peterson
2/4/11	7 p.m.	* at Monmouth College	W	62-42	200	(18)David Wipperfurth	(6)Chris Peterson
2/5/11	5 p.m.	* at Grinnell College	L	65-79	826	(18)David Wipperfurth	(7)Chris Peterson
2/9/11	7 p.m.	* BELOIT COLLEGE	L	52-57	514	(14)Steve Papke (14)Chris Peterson	(6)Chris Peterson
2/12/11	4 p.m.	* at Carroll University	W	60-46	710	(21)David Wipperfurth	(12)Paul Mallers
2/19/11	4 p.m.	* LAWRENCE UNIVERSITY	W	66-55	1162	(18)John Taylor	(7)Chris Peterson (7)David Wipperfurth (7)Steve Papke
2/25/11	8 p.m.	\$ RIPON COLLEGE	W	75-52	1474	(25)David Wipperfurth	(7)Rob Durrett (7)David Wipperfurth
2/26/11	6 p.m.	\$ GRINNELL COLLEGE	W	89-67	1031	(21)Steve Papke	(7)David Wipperfurth (1)Steve Papke
3/4/11	5:30 p.m.	^ vs UW-Stevens Point	L	49-70	1591	(12)David Wipperfurth	(9)Steve Papke

* - Midwest Conference game
 # - Nicolet National Bank Holiday Tournament (De Pere, Wis.)
 \$ - Midwest Conference Tournament (De Pere, Wis.)
 ^ - NCAA Division III Midwest Regional (Mequon, Wis.)



2010-11 STATISTICS

Team Game-by-Game Comparison

Opponent	1st	2nd	Score	Mar	Total FG	FG Pct	3-Pointers	3FG Pct	Free Throws	FT Pct	Rebounds	Mar	Assist	TOver	Block	Steal	Fouls
Marian University	28/26	39/29	67-55	+12	23-46/18-48	.500/.375	6-14/8-19	.429/.421	15-24/11-16	.625/.688	29/31	(2)	15/11	19/24	1/2	12/4	18/23
UW-Oshkosh	39/30	20/14	59-44	+15	20-37/14-44	.541/.318	5-12/7-25	.417/.280	14-20/9-14	.700/.643	29/22	+7	14/10	14/11	2/5	6/3	21/18
ELMHURST COLLEGE	35/23	39/25	74-48	+26	26-51/19-48	.510/.396	6-18/3-11	.333/.273	16-21/7-8	.762/.875	32/27	+5	18/8	7/15	2/2	6/3	10/19
GRINNELL COLLEGE	67/40	45/45	112-85	+27	42-63/31-85	.667/.365	1-3/11-50	.333/.220	27-33/12-15	.818/.800	47/33	+14	30/8	20/16	2/4	7/12	21/29
MONMOUTH COLLEGE	36/16	30/36	66-52	+14	25-56/18-44	.446/.409	6-20/6-13	.300/.462	10-16/10-19	.625/.526	34/34	-	11/8	9/19	1/3	8/6	19/19
Beloit College	19/24	31/38	50-62	(12)	18-52/17-42	.346/.405	6-19/4-10	.316/.400	8-18/24-31	.444/.774	37/30	+7	9/12	9/9	0/3	1/4	27/15
KNOX COLLEGE	26/17	39/25	65-42	+23	24-59/15-51	.407/.294	7-21/5-19	.333/.263	10-18/7-8	.556/.875	34/40	(6)	13/6	5/18	3/1	8/0	12/19
Lake Forest College	29/22	36/25	65-47	+18	25-48/15-46	.521/.326	4-12/5-17	.333/.294	11-17/12-15	.647/.800	31/29	+2	12/7	11/17	2/1	10/4	14/14
LAKELAND COLLEGE	35/22	34/36	69-58	+11	21-51/17-54	.412/.315	7-21/7-20	.333/.350	20-28/17-22	.714/.773	42/35	+7	15/9	11/9	5/3	1/4	20/23
AUGUSTANA COLLEGE	26/29	30/28	56-57	(1)	18-47/23-44	.383/.523	9-15/5-13	.600/.385	11-14/6-6	.786/1.000	22/29	(7)	12/11	14/19	1/3	8/4	14/17
CARROLL UNIV.	30/31	27/24	57-55	+2	19-47/16-41	.404/.390	6-24/3-8	.250/.375	13-19/20-23	.684/.870	34/24	+10	12/8	14/12	2/0	5/7	14/19
Ripon College	25/31	35/39	60-70	(10)	23-64/23-51	.359/.451	10-37/1-13	.270/.077	4-8/23-25	.500/.920	33/34	(1)	13/10	9/7	1/3	4/3	20/12
Illinois College	39/39	48/34	87-73	+14	32-60/27-50	.533/.540	17-29/12-29	.586/.414	6-9/7-9	.667/.778	34/19	+15	26/20	11/10	0/1	6/5	13/13
Knox College	26/16	42/43	68-59	+9	21-46/21-48	.457/.438	1-13/4-16	.077/.250	25-39/13-19	.641/.684	26/31	(5)	8/10	9/21	0/1	13/1	22/28
LAKE FOREST COLLEGE	36/24	24/22	60-46	+14	24-53/17-43	.453/.395	7-22/8-20	.318/.400	5-9/4-6	.556/.667	42/17	+25	13/11	8/6	0/2	5/3	7/10
ILLINOIS COLLEGE	33/29	30/34	91-82	+9	28-59/27-63	.475/.429	10-23/12-31	.435/.387	25-30/16-26	.833/.615	42/30	+12	17/19	15/11	4/1	6/9	22/25
Lawrence University	37/25	36/27	73-52	+21	28-60/20-50	.467/.400	6-13/6-22	.462/.273	11-16/6-14	.688/.429	44/24	+20	13/9	6/6	3/2	5/2	14/16
RIPON COLLEGE	45/21	38/43	83-64	+19	27-53/21-49	.509/.429	11-21/2-13	.524/.154	18-19/20-25	.947/.800	31/27	+4	21/8	13/17	1/3	9/7	19/16
Monmouth College	29/17	33/25	62-42	+20	24-52/16-41	.462/.390	5-18/4-16	.278/.250	9-16/6-10	.563/.600	35/24	+11	14/9	11/15	2/3	8/5	12/15
Grinnell College	28/40	37/39	65-79	(14)	23-51/27-72	.451/.375	2-7/12-41	.286/.293	17-22/13-24	.773/.542	45/41	+4	18/11	28/13	1/4	4/8	24/21
BELOIT COLLEGE	23/28	29/29	52-57	(5)	19-55/23-48	.345/.479	1-9/7-15	.111/.467	13-17/4-10	.765/.400	31/35	(4)	3/10	9/16	2/0	7/5	14/18
Carroll University	32/24	28/22	60-46	+14	22-52/17-46	.423/.370	7-19/5-22	.368/.227	9-16/7-15	.563/.467	36/34	+2	14/12	6/13	1/0	3/1	18/18
LAWRENCE UNIVERSITY	29/29	37/26	66-55	+11	23-55/18-47	.418/.383	6-16/10-23	.375/.435	14-19/9-14	.737/.643	39/29	+10	11/11	11/16	2/1	5/3	14/16
RIPON COLLEGE	40/24	35/28	75-52	+23	26-56/21-62	.464/.339	6-22/0-9	.273/.000	17-19/10-17	.895/.588	43/34	+9	18/7	11/9	4/5	4/6	22/19
GRINNELL COLLEGE	36/31	53/36	89-67	+22	28-54/21-84	.519/.250	0-1/13-62	.000/.210	33-50/12-18	.660/.667	59/41	+18	15/7	25/17	2/3	5/12	23/38
UW-Stevens Point	26/40	23/30	49-70	(21)	17-55/25-46	.309/.543	4-15/11-21	.267/.524	11-15/9-11	.733/.818	32/30	+2	8/10	13/14	3/2	6/5	15/15

2010-11 STATISTICS

Individual Statistics

##	Player	GP	GS	Min	Avg	TOTAL			3-PTS			REBOUNDS														
						FG	FGA	Pct	3FG	FGA	Pct	FT	FTA	Pct	Off	Def	Tot	Avg	PF	FO	A	TO	Bk	Stl	Pts	Avg
04	David Wipperfurth	26	26	713	27.4	129	307	.420	47	127	.370	79	97	.814	21	66	87	3.3	50	1	39	34	4	24	384	14.8
03	John Taylor	26	26	794	30.5	91	212	.429	45	99	.455	31	38	.816	9	79	88	3.4	39	0	114	30	0	32	258	9.9
24	Chris Peterson	26	20	587	22.6	79	166	.476	18	60	.300	66	83	.795	51	71	122	4.7	43	0	33	35	4	13	242	9.3
14	Steve Papke	26	26	609	23.4	92	178	.517	0	0	.000	44	90	.489	39	104	143	5.5	72	1	33	47	20	22	228	8.8
34	Paul Appleton	26	1	338	13.0	36	88	.409	18	48	.375	22	28	.786	13	29	42	1.6	30	0	18	19	1	6	112	4.3
10	Brandon Gries	26	0	338	13.0	32	89	.360	9	41	.220	34	45	.756	6	39	45	1.7	35	1	32	29	3	13	107	4.1
15	Rob Durrett	25	0	423	16.9	40	82	.488	9	21	.429	16	23	.696	25	30	55	2.2	36	1	9	19	7	10	105	4.2
25	Paul Mallers	25	19	489	19.6	39	77	.506	3	14	.214	17	25	.680	27	67	94	3.8	50	0	25	19	1	16	98	3.9
45	Garrett Thorn	26	6	362	13.9	32	52	.615	0	0	.000	28	49	.571	20	55	75	2.9	31	0	11	32	5	8	92	3.5
05	Andy Fox	26	6	346	13.3	29	78	.372	4	19	.211	20	31	.645	3	43	46	1.8	41	1	37	24	2	10	82	3.2
11	Kyle Johnsen	16	0	93	5.8	4	13	.308	0	7	.000	9	10	.900	4	12	16	1.0	9	0	11	12	0	1	17	1.1
51	Mitchell Cloghessy	11	0	30	2.7	7	9	.778	0	0	.000	1	3	.333	3	3	6	0.5	1	0	0	0	0	0	15	1.4
12	Mike Brumm	13	0	29	2.2	4	9	.444	3	7	.429	1	4	.250	0	4	4	0.3	4	0	1	4	0	3	12	0.9
44	Cody Stelmach	15	0	28	1.9	4	6	.667	0	0	.000	2	2	1.000	1	2	3	0.2	1	0	1	0	0	2	10	0.7
22	Jack Whalen	15	0	36	2.4	4	9	.444	0	0	.000	0	0	.000	1	2	3	0.2	4	0	5	2	0	1	8	0.5
21	Trent Monckton	9	0	16	1.8	2	5	.400	0	1	.000	2	4	.500	1	1	2	0.2	1	0	1	2	0	0	6	0.7
33	Josh Rappaport	1	0	1	1.0	1	1	1.000	0	0	.000	0	0	.000	0	0	0	0.0	0	0	0	0	0	0	2	2.0
32	J.J. Martin	1	0	1	1.0	1	1	1.000	0	0	.000	0	0	.000	0	0	0	0.0	0	0	0	0	0	0	2	2.0
01	Chad Ljunggren	4	0	7	1.8	0	0	.000	0	0	.000	0	0	.000	0	1	1	0.3	2	0	2	0	0	0	0	0.0
23	Michal Banczer	4	0	6	1.5	0	0	.000	0	0	.000	0	0	.000	0	0	0	0.0	0	0	0	0	0	1	0	0.0
13	Tyler Pauley	1	0	1	1.0	0	0	.000	0	0	.000	0	0	.000	0	0	0	0.0	0	0	0	0	0	0	0	0.0
53	David DeWolfe	1	0	1	1.0	0	0	.000	0	0	.000	0	0	.000	0	0	0	0.0	0	0	0	0	0	0	0	0.0
TM	TEAM														53	57	110	4.2	0			10			0	
	Total	26				626	1382	.453	156	444	.351	372	532	.699	278	665	943	36.3	449	5	373	318	47	162	1780	68.5
	Opponents	26				527	1347	.391	171	558	.306	294	420	.700	228	556	784	30.2	495	8	262	360	58	126	1519	58.4

INDIVIDUAL GAME HIGHS

Points	29	John Taylor vs Ripon College (1/29/11)	1.000 (5-5) Garrett Thorn vs Illinois College (1/22/11)	
	25	David Wipperfurth vs Ripon College (2/25/11)	1.000 (4-4) Kyle Johnsen vs Grinnell College (2/26/11)	
	22	David Wipperfurth at UW-Oshkosh (11/18/10)	1.000 (4-4) John Taylor vs Lawrence University (2/19/11)	
	21	Steve Papke vs Grinnell College (2/26/11)	1.000 (4-4) David Wipperfurth vs Beloit College (2/9/11)	
	21	David Wipperfurth at Carroll University (2/12/11)	1.000 (4-4) Brandon Gries vs Carroll Univ. (1/8/11)	
	21	John Taylor vs Illinois College (1/22/11)	1.000 (4-4) David Wipperfurth vs Monmouth College (12/4/10)	
	21	John Taylor at Ripon College (1/11/11)	1.000 (4-4) Brandon Gries vs Grinnell College (12/3/10)	
	21	David Wipperfurth vs Elmhurst College (11/23/10)	1.000 (4-4) Paul Appleton at Marian University (11/15/10)	
Field Goals Made	9	David Wipperfurth vs Ripon College (2/25/11)	1.000 (3-3) Chris Peterson vs Ripon College (2/25/11)	
	9	John Taylor at Ripon College (1/11/11)	1.000 (3-3) David Wipperfurth at Grinnell College (2/5/11)	
Field Goal Att.	20	John Taylor at Ripon College (1/11/11)	1.000 (3-3) Chris Peterson vs Illinois College (1/22/11)	
	18	David Wipperfurth vs Ripon College (2/25/11)	1.000 (3-3) Brandon Gries at Knox College (1/15/11)	
FG Pct (min 5 made)	.889 (8-9)	Steve Papke vs Grinnell College (2/26/11)	1.000 (3-3) Chris Peterson vs Carroll Univ. (1/8/11)	
	.833 (5-6)	Chris Peterson vs Grinnell College (12/3/10)	1.000 (3-3) Paul Appleton vs Carroll Univ. (1/8/11)	
3-Point FG Made	7	John Taylor vs Ripon College (1/29/11)	Rebounds	
	5	David Wipperfurth vs Lake Forest College (1/21/11)	12	Paul Mallers at Carroll University (2/12/11)
	5	Paul Appleton at Illinois College (1/14/11)	12	Steve Papke vs Knox College (12/11/10)
	5	David Wipperfurth at Ripon College (1/11/11)	Assists	
3-Point FG Att.	12	David Wipperfurth at Ripon College (1/11/11)	10	John Taylor at Illinois College (1/14/11)
	11	David Wipperfurth at Illinois College (1/14/11)	7	John Taylor vs Ripon College (2/25/11)
	11	John Taylor at Ripon College (1/11/11)	7	John Taylor at Monmouth College (2/4/11)
3-Pt FG Pct (min 2 made)	1.000 (5-5)	Paul Appleton at Illinois College (1/14/11)	7	John Taylor vs Elmhurst College (11/23/10)
	1.000 (2-2)	Rob Durrett vs Ripon College (2/25/11)	7	John Taylor at UW-Oshkosh (11/18/10)
	1.000 (2-2)	Chris Peterson vs Lawrence University (2/19/11)	7	John Taylor at Marian University (11/15/10)
	1.000 (2-2)	Andy Fox vs Augustana College (12/30/10)	Steals	
	1.000 (2-2)	Rob Durrett vs Lakeland College (12/29/10)	3	Steve Papke vs Lawrence University (2/19/11)
	1.000 (2-2)	John Taylor at Lake Forest College (12/18/10)	3	Paul Mallers vs Beloit College (2/9/11)
Free Throws Made	10	David Wipperfurth at UW-Oshkosh (11/18/10)	3	John Taylor at Knox College (1/15/11)
	8	John Taylor vs Ripon College (1/29/11)	3	David Wipperfurth at Lake Forest College (12/18/10)
Free Throw Att.	12	David Wipperfurth at Knox College (1/15/11)	3	John Taylor at Lake Forest College (12/18/10)
	11	David Wipperfurth vs Grinnell College (2/26/11)	3	John Taylor at UW-Oshkosh (11/18/10)
	11	David Wipperfurth at UW-Oshkosh (11/18/10)	3	David Wipperfurth at Marian University (11/15/10)
FT Pct (min 3 made)	1.000 (8-8)	John Taylor vs Ripon College (1/29/11)	Blocked Shots	
	1.000 (6-6)	John Taylor vs Illinois College (1/22/11)	3	Steve Papke vs Ripon College (2/25/11)
	1.000 (6-6)	Brandon Gries vs Elmhurst College (11/23/10)	3	Steve Papke vs Illinois College (1/22/11)
	1.000 (5-5)	David Wipperfurth vs UW-Stevens Point (3/4/11)	Turnovers	
	1.000 (5-5)	David Wipperfurth vs Ripon College (2/25/11)	6	Steve Papke vs Illinois College (1/22/11)
			5	Rob Durrett vs Grinnell College (2/26/11)
			5	Kyle Johnsen at Grinnell College (2/5/11)
			5	Chris Peterson at Grinnell College (2/5/11)
			Fouls	
			5	Brandon Gries vs Grinnell College (2/26/11)
			5	Steve Papke at Grinnell College (2/5/11)
			5	David Wipperfurth vs Illinois College (1/22/11)
			5	Rob Durrett at Ripon College (1/11/11)
			5	Andy Fox vs Grinnell College (12/3/10)

2010-11 STATISTICS

Team Statistics

Opponent	Date	Score	W/L	TOTAL			3-PTS			REBOUNDS			PF	A	TO	Blk	Stl	Pts	Avg				
				FG	FGA	Pct	3FG	FGA	Pct	FT	FTA	Pct								Off	Def	Tot	Avg
at Marian University	11/15/10	67-55	W	23	46	.500	6	14	.429	15	24	.625	7	22	29	29.0	18	15	19	1	12	67	67.0
at UW-Oshkosh	11/18/10	59-44	W	20	37	.541	5	12	.417	14	20	.700	7	22	29	29.0	21	14	14	2	6	59	63.0
ELMHURST COLLEGE	11/23/10	74-48	W	26	51	.510	6	18	.333	16	21	.762	11	21	32	30.0	10	18	7	2	6	74	66.7
GRINNELL COLLEGE	12/3/10	112-85	W	42	63	.667	1	3	.333	27	33	.818	8	39	47	34.2	21	30	20	2	7	112	78.0
MONMOUTH COLLEGE	12/4/10	66-52	W	25	56	.446	6	20	.300	10	16	.625	9	25	34	34.2	19	11	9	1	8	66	75.6
at Beloit College	12/8/10	50-62	L	18	52	.346	6	19	.316	8	18	.444	12	25	37	34.7	27	9	9	0	1	50	71.3
KNOX COLLEGE	12/11/10	65-42	W	24	59	.407	7	21	.333	10	18	.556	14	20	34	34.6	12	13	5	3	8	65	70.4
at Lake Forest College	12/18/10	65-47	W	25	48	.521	4	12	.333	11	17	.647	9	22	31	34.1	14	12	11	2	10	65	69.8
LAKELAND COLLEGE	12/29/10	69-58	W	21	51	.412	7	21	.333	20	28	.714	8	34	42	35.0	20	15	11	5	1	69	69.7
AUGUSTANA COLLEGE	12/30/10	56-57	L	18	47	.383	9	15	.600	11	14	.786	11	11	22	33.7	14	12	14	1	8	56	68.3
CARROLL UNIV.	1/8/11	57-55	W	19	47	.404	6	24	.250	13	19	.684	13	21	34	33.7	14	12	14	2	5	57	67.3
at Ripon College	1/11/11	60-70	L	23	64	.359	10	37	.270	4	8	.500	14	19	33	33.7	20	13	9	1	4	60	66.7
at Illinois College	1/14/11	87-73	W	32	60	.533	17	29	.586	6	9	.667	12	22	34	33.7	13	26	11	0	6	87	68.2
at Knox College	1/15/11	68-59	W	21	46	.457	1	13	.077	25	39	.641	7	19	26	33.1	22	8	9	0	13	68	68.2
LAKE FOREST COLLEGE	1/21/11	60-46	W	24	53	.453	7	22	.318	5	9	.556	18	24	42	33.7	7	13	8	0	5	60	67.7
ILLINOIS COLLEGE	1/22/11	91-82	Wot	28	59	.475	10	23	.435	25	30	.833	12	30	42	34.2	22	17	15	4	6	91	69.1
at Lawrence University	1/26/11	73-52	W	28	60	.467	6	13	.462	11	16	.688	16	28	44	34.8	14	13	6	3	5	73	69.4
RIPON COLLEGE	1/29/11	83-64	W	27	53	.509	11	21	.524	18	19	.947	8	23	31	34.6	19	21	13	1	9	83	70.1
at Monmouth College	2/4/11	62-42	W	24	52	.462	5	18	.278	9	16	.563	11	24	35	34.6	12	14	11	2	8	62	69.7
at Grinnell College	2/5/11	65-79	L	23	51	.451	2	7	.286	17	22	.773	8	37	45	35.2	24	18	28	1	4	65	69.4
BELOIT COLLEGE	2/9/11	52-57	L	19	55	.345	1	9	.111	13	17	.765	12	19	31	35.0	14	3	9	2	7	52	68.6
at Carroll University	2/12/11	60-46	W	22	52	.423	7	19	.368	9	16	.563	8	28	36	35.0	18	14	6	1	3	60	68.2
LAWRENCE UNIVERSITY	2/19/11	66-55	W	23	55	.418	6	16	.375	14	19	.737	11	28	39	35.2	14	11	11	2	5	66	68.1
RIPON COLLEGE	2/25/11	75-52	W	26	56	.464	6	22	.273	17	19	.895	8	35	43	35.5	22	18	11	4	4	75	68.4
GRINNELL COLLEGE	2/26/11	89-67	W	28	54	.519	0	1	.000	33	50	.660	12	47	59	36.4	23	15	25	2	5	89	69.2
vs UW-Stevens Point	3/4/11	49-70	L	17	55	.309	4	15	.267	11	15	.733	12	20	32	36.3	15	8	13	3	6	49	68.5
St. Norbert College		1780		626	1382	.453	156	444	.351	372	532	.699	278	665	943	36.3	449	373	318	47	162	1780	68.5
Opponents		1519		527	1347	.391	171	558	.306	294	420	.700	228	556	784	30.2	495	262	360	58	126	1519	58.4

Games played: 26 • Points/game: 68.5 • FG Pct: 45.3 • 3FG Pct: 35.1 • FT Pct: 69.9

Rebounds/game: 36.3 • Assists/game: 14.3 • Turnovers/game: 12.2 • Assist/turnover ratio: 1.2 • Steals/game: 6.2 • Blocks/game: 1.8

TEAM GAME HIGHS

POINTS	112	GRINNELL COLLEGE (12/3/10)
	91	ILLINOIS COLLEGE (1/22/11)
	89	GRINNELL COLLEGE (2/26/11)
	87	at Illinois College (1/14/11)
	83	RIPON COLLEGE (1/29/11)
FIELD GOALS MADE	42	GRINNELL COLLEGE (12/3/10)
	32	at Illinois College (1/14/11)
FIELD GOAL ATTEMPTS	64	at Ripon College (1/11/11)
	63	GRINNELL COLLEGE (12/3/10)
FIELD GOAL PERCENTAGE	.667 (42-63)	GRINNELL COLLEGE (12/3/10)
	.541 (20-37)	at UW-Oshkosh (11/18/10)
3 PT FIELD GOALS MADE	17	at Illinois College (1/14/11)
	11	RIPON COLLEGE (1/29/11)
3 PT FG ATTEMPTS	37	at Ripon College (1/11/11)
	29	at Illinois College (1/14/11)
3 PT FG PERCENTAGE	.600 (9-15)	AUGUSTANA COLLEGE (12/30/10)
	.586 (17-29)	at Illinois College (1/14/11)

FREE THROWS MADE	33	GRINNELL COLLEGE (2/26/11)
	27	GRINNELL COLLEGE (12/3/10)
FREE THROW ATTEMPTS	50	GRINNELL COLLEGE (2/26/11)
	39	at Knox College (1/15/11)
FREE THROW PERCENTAGE	.947 (18-19)	RIPON COLLEGE (1/29/11)
	.895 (17-19)	RIPON COLLEGE (2/25/11)
REBOUNDS	59	GRINNELL COLLEGE (2/26/11)
	47	GRINNELL COLLEGE (12/3/10)
ASSISTS	30	GRINNELL COLLEGE (12/3/10)
	26	at Illinois College (1/14/11)
STEALS	13	at Knox College (1/15/11)
	12	at Marian University (11/15/10)
BLOCKED SHOTS	5	LAKELAND COLLEGE (12/29/10)
	4	RIPON COLLEGE (2/25/11)
	4	ILLINOIS COLLEGE (1/22/11)
TURNOVERS	28	at Grinnell College (2/5/11)
	25	GRINNELL COLLEGE (2/26/11)
FOULS	27	at Beloit College (12/8/10)
	24	at Grinnell College (2/5/11)

THE MIDWEST CONFERENCE

EST. 1921

The Midwest Conference
 Ripon College
 300 Seward St., P.O. Box 248, Ripon, WI 54971
Commissioner: Chris Graham
Sports Information Director: Cory Weibel
www.midwestconference.org

St. Norbert College begins its 30th year as a member of the Midwest Conference in 2011-2012. The Green Knights have accumulated 81 Midwest Conference championships in all sports since joining the league in 1982-83.

The conference is comprised of 10 private colleges and universities in Wisconsin, Illinois and Iowa. St. Norbert is joined by Wisconsin members Beloit College, Carroll College, Lawrence University and Ripon College. The four Illinois schools in the MWC are Illinois College, Knox College, Lake Forest College and Monmouth College. Grinnell College of Iowa completes the membership.

The conference was formed in 1921 with Beloit College, Carleton College, Coe College, Cornell College, Knox College and Lawrence University as charter members. Carleton left the conference in 1983, while Coe and Cornell departed in 1996.

Ripon joined the conference in 1923, Monmouth in 1924, Grinnell in 1940 and Lake Forest in 1974. Illinois College and St. Norbert joined in 1982 and Carroll followed in 1992.

Other schools have come and gone. St. Olaf College competed in the conference from 1952-74, as did the University of Chicago from 1976-87.

The modern-era Midwest Conference was created in the spring of 1994 with the merger of the Midwest Collegiate Athletic Conference, which was formed in 1921, and the Midwest Athletic Conference for Women, which began championship competition in 1977.

The intent of the union is to preserve the group's traditions while enhancing administrative efficiency and foster equity between men's and women's sports. The Midwest Conference continues to exist for the purpose declared at the conference's formation in 1921: to "maintain athletic activities on a plane in keeping with the dignity and high purpose of liberal education."

MWC Basketball Champions

1922-23	Beloit	1967-68	Beloit
1923-24	Carleton, Beloit	1968-69	St. Olaf
1924-25	Lawrence	1969-70	Cornell
1925-26	Cornell	1970-71	St. Olaf
1926-27	Cornell	1971-72	St. Olaf, Ripon
1927-28	Carleton	1972-73	Coe
1928-29	Carleton	1973-74	Monmouth
1929-30	Carleton	1974-75	Knox, Coe
1930-31	Carleton	1975-76	Coe
1931-32	Carleton	1976-77	Beloit
1932-33	Carleton	1977-78	Ripon, Lake Forest
1933-34	Carleton, Knox	1978-79	Beloit
1934-35	Knox	1979-80	Ripon
1935-36	Cornell	1980-81	Beloit
1936-37	Carleton	1981-82	Beloit
1937-38	Monmouth	1982-83	Beloit
1938-39	Ripon	1983-84	St. Norbert
1939-40	Ripon	1984-85	Monmouth
1940-41	Coe, Grinnell	1985-86	Ripon
1941-42	Monmouth	1986-87	Ripon
1942-43	Lawrence	1987-88	Monmouth
1943-44	No Competition	1988-89	Beloit
1944-45	Beloit	1989-90	Monmouth
1945-46	Beloit, Knox	1990-91	Ripon
1946-47	Beloit	1991-92	Ripon
1947-48	Beloit	1992-93	Beloit
1948-49	Beloit	1993-94	Cornell
1949-50	Beloit	1994-95	Beloit
1950-51	Beloit	1995-96	Grinnell
1951-52	Carleton	1996-97	Lawrence
1952-53	Carleton, Cornell	1997-98	Ripon
1953-54	Carleton, Coe	1998-99	Ripon
1954-55	Cornell	1999-00	Lake Forest
1955-56	Coe	2000-01	Grinnell
1956-57	Coe, Monmouth	2001-02	St. Norbert
1957-58	Carleton, Coe, Knox	2002-03	Grinnell
1958-59	Knox	2003-04	Lawrence
1959-60	Cornell, Knox	2004-05	Lawrence
1960-61	Cornell	2005-06	Lawrence
1961-62	Grinnell	2006-07	Grinnell
1962-63	Cornell, Ripon	2007-08	Lawrence
1963-64	Ripon	2008-09	Grinnell, Lawrence
1964-65	Cornell, Ripon, St. Olaf	2009-10	St. Norbert
1965-66	Carleton	2010-11	St. Norbert
1966-67	Beloit, Cornell		

2010-11 MWC Champions

MEN		WOMEN	
Football	St. Norbert	Volleyball	Monmouth
Soccer	Ripon	Soccer	Carroll
Cross Country	Grinnell	Cross Country	St. Norbert
Basketball	St. Norbert	Basketball	St. Norbert
Swimming	Grinnell	Swimming	Grinnell
Indoor Track	Monmouth	Indoor Track	Monmouth
Tennis	Grinnell	Tennis	Grinnell
Golf	Carroll	Softball	Ripon
Baseball	Ripon	Outdoor Track	Monmouth
Outdoor Track	Monmouth	Golf	Carroll
All-Sports	Grinnell	All-Sports	Monmouth

MIDWEST CONFERENCE

2010-2011 Standings

STANDINGS	CONFERENCE					OVERALL				
	W	L	Pct	PF	PA	W	L	Pct	PF	PA
St. Norbert College	14	4	.778	69.0	59.3	20	6	.769	68.5	58.4
Grinnell College	12	6	.667	99.6	94.7	18	7	.720	102.9	94.2
Illinois College	12	6	.667	81.1	77.7	16	8	.667	81.2	75.2
Ripon College	12	6	.667	80.1	76.3	14	10	.583	79.1	76.6
Carroll University	10	8	.556	75.3	75.9	12	11	.522	74.0	75.2
Lake Forest College	10	8	.556	65.7	61.7	12	11	.522	65.4	62.8
Lawrence University	10	8	.556	73.7	71.1	11	12	.478	72.3	71.5
Beloit College	8	10	.444	70.2	71.2	9	14	.391	68.5	70.2
Monmouth College	1	17	.056	62.5	79.2	3	20	.130	63.5	77.3
Knox College	1	17	.056	69.4	79.6	2	21	.087	69.2	78.6

MWC Scoring Leaders

##	Player-Team	Cl	G	FG	3FG	FT	Pts	Avg/G
1.	Aris Wurtz-RC		24	180	45	93	498	20.8
2.	Griffin Lentsch-GC	SO	25	157	98	45	457	18.3
3.	Scott Gillespie-RC		24	168	2	99	437	18.2
4.	Craig Bals-IC	JR	24	150	45	56	401	16.7
5.	Jon Mays-LU	SR	23	144	41	49	378	16.4
6.	Erik Borresen-LU	SR	23	144	5	63	356	15.5
7.	Tyler Crisman-LU	JR	23	123	68	41	355	15.4
8.	Travis Clark-LFC	JR	23	146	0	52	344	15.0
9.	Jacob Tucker-IC	SR	24	126	38	66	356	14.8
10.	David Wipperfurth-SNC	SR	26	129	47	79	384	14.8
11.	David Bremner-BC	JR	22	127	12	53	319	14.5
12.	Nathan Kohler-IC	SO	24	112	37	82	343	14.3
13.	Taylor Koth-RC		24	101	3	127	332	13.8
14.	Paul Grosshuesch-CU	SR	22	112	3	69	296	13.5
15.	Corey Gruber-MC	SR	21	93	43	45	274	13.0
16.	Ben Wetherbee-KC	JR	23	89	61	42	281	12.2
17.	Matt Skelly-GC	JR	25	88	49	79	304	12.2
18.	Tanner Carlson-KC	JR	23	95	16	70	276	12.0
19.	Matt Chalupa-GC	JR	25	91	72	42	296	11.8
20.	Joe Kozak-KC	JR	23	108	18	31	265	11.5
	Jeff Beck-LFC	SO	23	97	26	45	265	11.5
22.	Aaron Levin-GC	FR	25	102	68	11	283	11.3
23.	Chris Siebert-LU	FR	23	88	25	49	250	10.9
24.	Nate Bateman-LFC	JR	23	88	34	29	239	10.4
25.	Brandon Berry-IC	FR	24	84	36	41	245	10.2
26.	Kyle Jones-CU	JR	23	77	33	43	230	10.0
27.	John Taylor-SNC	SR	26	91	45	31	258	9.9
28.	Isaac Grapperhaus-IC	SO	24	93	17	35	238	9.9
29.	Travis Towns-BC	JR	23	76	10	54	216	9.4
30.	Chris Peterson-SNC	SR	26	79	18	66	242	9.3

All-MWC Team

FIRST TEAM

Travis Clark, Jr., Lake Forest

Scott Gillespie, Sr., Ripon

John Taylor, Sr., St. Norbert

Jacob Tucker, Sr., Illinois College

David Wipperfurth, Sr., St. Norbert

Aris Wurtz, Jr., Ripon

SECOND TEAM

Erik Borresen, Sr., Lawrence

David Bremner, Jr., Beloit

Nathan Kohler, So., Illinois College

Griffin Lentsch, So., Grinnell

HONORABLE MENTION

Craig Bals, Sr., Illinois College

Tanner Carlson, So., Knox

Tyler Crisman, Jr., Lawrence

Paul Grosshuesch, Sr., Carroll

Jon Mays, Sr., Lawrence

PLAYER OF THE YEAR

Scott Gillespie, Ripon

COACH OF THE YEAR

David Arseneault, Grinnell

YEAR-BY-YEAR HISTORY

Year	Record	Conference	Coach	Comments	Year	Record	Conference	Coach	Comments
1916-17	4-2	-	George Carey		1974-75	10-13	-	Romie Kosnar	
1917-18	5-4-1	-	George Carey		1975-76	18-7	-	Romie Kosnar	
1918-19	not available	-	George Carey		1976-77	10-14	-	Romie Kosnar	
1919-20	12-0	-	George Carey		1977-78	5-19	-	Romie Kosnar	
1920-21	10-6	-	George Carey		1978-79	10-14	-	Romie Kosnar	
1921-22	6-3	-	George Carey		1979-80	14-11	-	Romie Kosnar	
1922-23	8-0	-	George Carey		1980-81	16-11	-	Romie Kosnar	
1923-24	5-1	-	George Carey		1981-82	11-11	-	Romie Kosnar	
1924-25	6-4	-	George Carey		1982-83	16-6	-	Mike Heideman	Joined Midwest Conference in 1983
1926-28	intramural leagues only				1983-84	21-4	13-1/1st	Mike Heideman	NCAA Sweet 16/ Ranked No. 5
1929-31	non-varsity competition				1984-85	14-8	9-5/T5th	Mike Heideman	
1931-32	4-7	-	Jack Malevich		1985-86	15-7	11-3/T3rd	Mike Heideman	
1932-33	2-10	-	Jack Malevich		1986-87	14-8	11-3/T3rd	Don LaViolette	
1933-34	8-6	-	Jack Malevich		1987-88	10-12	7-5/T5th	Don LaViolette	
1934-35	10-6	-	Mickey McCormick		1988-89	12-10	7-5/T7th	Don LaViolette	
1935-36	4-11	-	Mickey McCormick		1989-90	11-11	7-5/T5th	Paul DeNoble	
1936-37	6-8	-	Mickey McCormick		1990-91	8-14	6-6/T5th	Paul DeNoble	
1937-38	8-5	-	Mickey McCormick		1991-92	4-18	1-11/T9th	Paul DeNoble	
1938-39	8-6	-	Mickey McCormick		1992-93	9-13	5-9/T7th	Paul DeNoble	
1939-40	11-5	-	Mickey McCormick		1993-94	14-9	10-4/T3rd	Paul DeNoble	
1940-41	3-8	-	Mickey McCormick		1994-95	12-10	7-7/T5th	Paul DeNoble	
1941-42	4-12	-	Mickey McCormick		1995-96	8-14	2-12/T11th	Paul DeNoble	
1942-43	5-6	-	Mickey McCormick		1996-97	11-11	6-8/T9th	Paul DeNoble	
1943-44	no team fielded due to World War II				1997-98	11-11	5-8/T7th	Paul DeNoble	
1944-45	3-7	-	Mickey McCormick		1998-99	17-7	12-4/2nd	Paul DeNoble	
1945-46	1-7	-	Fred Dillon		1999-2000	9-13	8-8/5th	Paul DeNoble	
1946-47	8-7	-	John Biolo		2000-01	11-11	9-7/5th	Paul DeNoble	
1947-48	11-7	-	Orv Dermody	Midlands Conference began	2001-02	21-5	16-0/1st	Paul DeNoble	NCAA First Round/ Ranked No. 21
1948-49	13-7	-	Orv Dermody		2002-03	12-11	9-7/5th	Paul DeNoble	
1949-50	11-10	-	Orv Dermody		2003-04	12-11	9-7/5th	Paul DeNoble	
1950-51	19-10	-	Al Skat		2004-05	8-15	5-11/T7th	Paul DeNoble	
1951-52	15-11	-	Al Skat	Midlands Conference champion	2005-06	7-16	5-11/T7th	Paul DeNoble	
1952-53	10-14	-	Al Skat	Last year of Midlands Conference	2006-07	9-13	8-8/6th	Gary Grzesk	
1953-54	14-13	-	Al Skat		2007-08	14-10	10-6/T3rd	Gary Grzesk	
1954-55	14-8	-	Al Skat		2008-09	18-6	12-4/T3rd	Gary Grzesk	
1955-56	7-15	-	Mel Nicks		2009-10	23-4	14-2/1st	Gary Grzesk	NCAA Second Round/ Ranked No. 20
1956-57	11-13	-	Mel Nicks		2010-11	20-6	14-4/1st	Gary Grzesk	NCAA First Round/ Ranked No. 24
1957-58	15-11	-	Mel Nicks	NCAA Division II Regional Qualifier	Totals	937-837	271-216	88 years	
1958-59	12-11	-	Romie Kosnar		Basketball Coaches Summary:				
1959-60	17-11	-	Romie Kosnar		George Carey – 1917-25 (9 yrs.) – 56-20-1, .734				
1960-61	13-13	-	Romie Kosnar	NAIA Tournament	Jack Malevich – 1932-34 (3 yrs.) – 14-23, .378				
1961-62	13-9	-	Romie Kosnar	NAIA Tournament	Mickey McCormick – 1935-43, 1945 (10 yrs.) – 62-74, .456				
1962-63	12-11	-	Romie Kosnar		Fred Dillon – 1946 (1 yr.) – 1-7, .125				
1963-64	12-10	-	Romie Kosnar		John Biolo – 1947 (1 yr.) – 8-7, .533				
1964-65	17-9	-	Romie Kosnar	NAIA Tournament	Orv Dermody – 1948-50 (3 yrs.) – 35-24, .593				
1965-66	11-14	2-4	Romie Kosnar	Midlands Conference revived	Al Skat – 1951-55 (5 yrs.) – 72-56, .563				
1966-67	12-10	5-3	Romie Kosnar		Mel Nicks – 1956-58 (3 yrs.) – 33-39, .458				
1967-68	8-14	2-6	Romie Kosnar		Romie Kosnar – 1959-82 (24 yrs.) – 288-293, .496				
1968-69	14-12	5-3	Romie Kosnar		Mike Heideman – 1983-86 (4 yrs.) – 66-25, .725				
1969-70	15-9	3-5	Romie Kosnar		Don LaViolette – 1987-89 (3 yrs.) – 36-30, .545				
1970-71	5-18	2-8	Romie Kosnar		Paul DeNoble – 1990-2006 (17 yrs.) – 185-200, .481				
1971-72	10-15	4-6	Romie Kosnar		Gary Grzesk – 2007-present (5 yrs.) – 84-39, .683				
1972-73	10-15	4-6	Romie Kosnar						
1973-74	13-12	6-4	Romie Kosnar	St. Norbert leaves Midlands Conf.					

NICOLET BANK HOLIDAY TOURNAMENT HISTORY

2007 Tournament Recap

St. John's 79, UW-Whitewater 71
St. Norbert 84, Rockford 35
UW-Whitewater 100, Rockford 47 – consolation
St. Norbert 75, St. John's 56 – championship

All-Tournament Team

Tony Jandron, St. Norbert (MVP)
Tom Katzfey, St. Norbert
Jake Dietz, St. Norbert
Ryan Lieser, St. John's
Brady Brink, St. John's
Matt Goodwin, UW-Whitewater

2008 Tournament Recap

UW-Platteville 74, Carthage 48
St. Norbert 70, St. Scholastica 42
Carthage 73, St. Scholastica 63 – consolation
St. Norbert 70, UW-Platteville 68 – championship

All-Tournament Team

Tom Katzfey, St. Norbert (MVP)
John Taylor, St. Norbert
David Wipperfurth, St. Norbert
Mike Shaw, UW-Platteville
Curt Hanson, UW-Platteville
Steve Djurickovic, Carthage

2009 Tournament Recap

Edgewood 67, Chicago 61
Northwestern 72, St. Norbert 70
St. Norbert 71, Chicago 60 – consolation
Northwestern 84, Edgewood 70 – championship

All-Tournament Team

Brian Lecheler, Northwestern (MVP)
Gabe Jefferson, Northwestern
Stephen Hanson, Northwestern
Ben Wisniewski, Edgewood
Kent Faurote, Edgewood
Chris Peterson, St. Norbert

2010 Tournament Recap

Augustana 81, UW-Stout 75
St. Norbert 69, Lakeland 58
UW-Stout 84, Lakeland 74 – consolation
Augustana 57, St. Norbert 56 – championship

All-Tournament Team

Bryant Voiles, Augustana (MVP)
Kyle Nelson, Augustana
Kameron Norton, Augustana
John Taylor, St. Norbert
David Wipperfurth, St. Norbert
Eric Hostetter, UW-Stout

All-Time Records

St. Norbert 6-2
Augustana 2-0
Northwestern 2-0
Edgewood 1-1

St. John's 1-1
UW-Stout 1-1
UW-Platteville 1-1

UW-Whitewater 1-1
Carthage 1-1
Chicago 0-2

Lakeland 0-2
St. Scholastica 0-2
Rockford 0-2

ST. NORBERT TOPS NO. 1 UW-PLATTEVILLE IN NICOLET BANK TOURNEY THRILLER

Green Knights shoot 74 percent in second half to erase 15-point halftime deficit, Katzfey named tournament MVP



December 30, 2008

DE PERE - St. Norbert College mounted a furious second-half rally to post a rousing 70-68 win over No. 1-ranked UW-Platteville in the championship game of the Nicolet National Bank Holiday Tournament at Schuldes Sports Center.

The Green Knights erased a 37-22 halftime deficit by shooting 74 percent from the floor in the second half. St. Norbert, 8-1 on the season, is off to its best start since 1982-83 and has beaten two Wisconsin Intercollegiate Athletic Conference teams in the same year for the first time since 1983-84. Platteville, which fell to 11-1, owns an exhibition win over NCAA Division I Bradley this season and is currently ranked No. 1 by D3hoops.com.

St. Norbert had to hold on for victory in a wild final minute of action. The Green Knights led 65-59 with 42 seconds left on a Paul Mellers free throw. The Pioneers' Mike Shaw canned a 3-pointer with 35 seconds left to halve the deficit. Mike Dowden made a pair of free throws with 27 seconds left and a 67-62 advantage.

Charlie Lohoff missed a 3-pointer for Platteville with 19 seconds left but secured his own rebound and found Shaw again for another triple five seconds later. Dowden again canned a pair of free throws with 8 seconds left, but the Pioneers Curt Hanson drained a 3-pointer from the top of the key just inside 5 seconds to play.

With 3.8 seconds left, John Taylor was fouled and made 1 of 2 free throws. Platteville hurried upcourt, but Lohoff's desperation 3-pointer from just inside the half-court stripe was well-defended and fell way short.

The Green Knights fell well behind at halftime thanks to ice-cold shooting and Shaw's prowess from beyond the three-point arc. St. Norbert was 8-for-30 from the floor in the first half, as Platteville was able to build a double-digit advantage 13 minutes into the game. Shaw had 15 of his game-high 27 points in the first half as the Pioneers led 37-22 at the break.

St. Norbert came out with a quick 8-0 run to open the second half and get back into the game. Mellers and Dowden hit consecutive 3s, while Katzfey put home a layup. Platteville immediately answered on 3-pointers by Hanson and Shaw for a 43-30 lead with 15:48 left.

The hosts slowly clawed their way back into the game, tying the game at 51-51 on a pair of Dave Wipperfurth free throws with 6:18 left. Fleischmann then drove past Skemp at the top of the key with 5:40 to go to put the Green Knights ahead 53-51. Taylor canned a jumper for a four-point lead and Katzfey drilled a 16-footer from in front of the St. Norbert bench for a 59-53 lead with 2:35 to go to set up the game's final moments.

Katzfey led St. Norbert with 15 points and was named the tournament's most valuable player. Katzfey did yeoman's work in the low post, holding Platteville's All-America center Jeff Skemp to three points and one rebound. Wipperfurth had eight points in the game and 31 for the tournament, and Taylor had seven points with eight assists and no turnovers to both be named all-tournament.

Shaw finished with 27 points and Hanson had 17 points to be named all-tournament along with Carthage's Steve Djurickovic.

St. Norbert finished shooting 47.2 percent for the game, making 25 of 53 shots. The Green Knights made 6 of 15 3-pointers and 14-for-19 at the free-throw line. St. Norbert had just nine turnovers, including three in the second.

Platteville shot 50 percent from the floor, making 22 of 44 shots. The Pioneers made 11 of 20 3-pointers and outrebounded the Green Knights 29-25. Platteville had 19 turnovers.

RECORD BOOK

EDITOR'S NOTE: These records were culled from available box scores located in the St. Norbert College Sports Information Office as well as microfilm at the Mulva Library of the Green Bay Press-Gazette and De Pere Journal. Anyone with achievements not included in this list should contact St. Norbert sports information director Dan Lukes.

TEAM

Total Points

137	vs. Grinnell, 1/28/00
131	vs. Mount St. Paul, 11/30/68
130	vs. Grinnell, 1/22/99
130	vs. Grinnell, 1/22/05
130	vs. St. Ambrose, 2/26/72
127	vs. UW-Eau Claire, 12/11/65
125	vs. Grinnell, 2/22/02
123	vs. Grinnell, 2/9/08
122	vs. Grinnell, 12/3/06
120	vs. Cardinal Stritch, 1/22/83
120	vs. St. Ambrose, 1/13/68

First-Half Points

67	vs. Grinnell, 12/3/10
67	vs. Grinnell, 1/28/00
66	vs. Silver Lake, 1/21/76
65	vs. Grinnell, 1/19/02
65	vs. Lawrence, 1/7/74
64	vs. Grinnell, 1/29/99
64	vs. Grinnell, 2/9/08
64	vs. Grinnell, 12/3/06
64	vs. Grinnell, 1/22/05
64	vs. St. Ambrose, 2/26/72

Second-Half Points

71	vs. Grinnell, 2/22/02
70	vs. Grinnell, 1/28/00
70	vs. Grinnell, 1/22/99
67	vs. Cardinal Stritch, 1/22/83
67	vs. UW-Eau Claire, 12/11/65
67	vs. Northern Michigan, 1952-53
66	vs. Grinnell, 1/22/05
66	vs. Beloit, 1/12/99
66	vs. St. Ambrose, 2/26/72

Field Goals Made

58	vs. Grinnell, 1/22/99
53	vs. St. Ambrose, 1/13/68
52	vs. Cardinal Stritch, 1/22/83
51	vs. Lewis, 2/22/69
50	vs. Grinnell, 2/6/04
50	vs. Northland, 12/3/66
49	vs. Lakeland, 2/15/61
49	vs. Northland, 12/20/63
49	vs. Loras, 2/6/65
48	vs. Loras, 2/28/73
48	vs. Dominican, 2/19/65

Field Goals Attempted

109	vs. UW-Whitewater, 2/3/64
108	vs. Cornell, 12/28/73
106	vs. Loras, 2/6/65
104	vs. UW-Oshkosh, 12/1/60
102	vs. Ripon, 12/28/62
100	vs. Northland, 12/1/69
99	vs. UW-Stevens Point, 2/14/68
99	vs. Northland, 12/1/62
99	vs. Michigan Teach, 2/1/64
98	vs. Loras, 2/28/73
98	vs. Northland, 12/20/63
97	vs. St. Ambrose, 1/26/73
97	vs. Northland, 12/3/66

Field Goal Percentage

(min. 65 percent - 40 attempts)	
89.8	vs. Grinnell, 1/28/00 (44-49)
76.3	vs. Grinnell, 1/22/99 (58-76)
75.9	vs. Grinnell, 2/9/08 (41-54)
75.0	vs. Grinnell, 2/22/02 (42-56)
72.6	vs. Grinnell, 1/29/99 (45-62)
71.4	vs. Grinnell, 1/18/03 (40-56)
71.0	vs. Grinnell, 1/16/10 (44-62)
70.2	vs. Grinnell, 1/21/00 (33-47)
69.7	vs. UW-Milwaukee, 12/16/85 (30-43)
68.8	vs. Grinnell, 1/22/05 (44-64)
68.1	vs. Grinnell, 1/17/09 (32-47)
67.7	vs. Grinnell, 1/20/01 (44-65)
67.3	vs. Michigan Tech, 2/13/89 (33-49)
66.7	vs. Grinnell, 12/3/10 (42-63)
66.7	vs. Grinnell, 12/3/06 (40-60)
66.7	vs. Grinnell, 1/19/02 (42-63)
65.9	vs. UW-Milwaukee, 12/10/83 (29-44)

3-Point Field Goals Made

18	vs. Silver Lake, 11/15/09
17	vs. Illinois College, 1/14/11
16	vs. Ripon, 2/21/04
14	vs. Illinois College, 1/30/99
13	vs. Beloit, 1/31/09
13	vs. Ripon, 2/5/08
13	vs. Augustana, 12/8/07
13	vs. Washington and Jefferson, 12/30/04
13	vs. Illinois College, 1/25/03
13	vs. Beloit, 2/21/98
13	vs. Northland Baptist, 12/2/96
13	vs. Lakeland, 2/1/94
12	vs. Ripon, 2/11/09
12	vs. UW-Oshkosh, 11/15/08
12	vs. Marietta, 12/28/03
12	vs. Northern Michigan, 12/14/02
12	vs. Carroll, 1/26/93
12	vs. Michigan-Dearborn, 11/21/92

3-Point Field Goals Attempted

37	vs. Ripon, 1/11/11
36	vs. Ripon, 2/23/02
35	vs. Carroll, 1/26/93
35	vs. Aurora, 11/30/02
33	vs. Illinois College, 1/25/03
31	vs. Washington and Jefferson, 12/30/04
31	vs. Ripon, 2/21/04
31	vs. Wittenberg, 11/29/02
31	vs. Knox, 1/24/03
30	vs. Northern Michigan, 12/18/03
30	vs. Augustana, 12/8/07
30	vs. Monmouth, 1/19/07
30	vs. Ripon, 1/4/05
30	vs. Northern Michigan, 12/14/02
30	vs. Knox, 12/6/97

3-Point Field Goal Percentage

(min. 60 percent - 10 attempts)	
78.3	vs. Silver Lake, 11/15/09 (18-23)
70.0	vs. Ripon, 1/13/92, (7-10)
68.4	vs. Beloit, 1/31/09 (13-19)
66.7	vs. Lake Forest, 1/13/07 (10-15)
64.7	vs. Lawrence, 1/11/05 (11-17)
63.6	vs. Ripon, 1/15/02 (7-11)
63.6	vs. Illinois College 1/30/99 (14-22)
63.2	vs. Marietta, 12/28/03 (12-19)
63.0	vs. Michigan Dearborn, 11/21/92 (12-19)
62.5	vs. Loras, 11/22/97 (10-16)
61.1	vs. Geneva, 12/30/06 (11-18)
61.1	vs. Chicago, 12/13/03 (11-18)
60.0	vs. Augustana, 12/30/10 (9-15)
60.0	vs. Carroll, 12/11/93 (9-15)

Free Throws Made

49	vs. Grinnell, 1/28/00
43	vs. Grinnell, 1/17/09
41	vs. Grinnell, 2/9/08
41	vs. Grinnell, 12/3/06
40	vs. Grinnell, 2/22/02
38	vs. UW-La Crosse, 12/3/53
36	vs. Grinnell, 1/22/05
36	vs. St. Ambrose, 2/26/72
36	vs. UW-Milwaukee, 2/10/68
36	vs. Carroll, 2/26/64

Free Throws Attempted

68	vs. UW-La Crosse, 12/3/53
61	vs. Grinnell, 1/28/00
55	vs. Grinnell, 2/22/02
52	vs. Grinnell, 1/17/09
51	vs. Grinnell, 12/3/06
50	vs. Grinnell, 2/26/11
50	vs. Lake Superior State, 12/17/83
50	vs. UW-Milwaukee, 2/10/68
49	vs. Grinnell, 2/9/08
45	vs. Grinnell, 1/22/05
45	vs. Carroll, 2/6/90

Free Throw Percentage

(90 percent - min. 15 attempts)

100	vs. Lawrence, 2/14/07 (16-16)
95.8	vs. Northern Michigan, 12/18/03 (23-24)
95.0	vs. Silver Lake, 1/2/76 (19-20)
94.7	vs. Ripon, 1/29/11 (18-19)
94.7	vs. Carroll, 12/6/03 (18-19)
94.7	vs. Carroll, 1/6/01 (18-19)
94.7	vs. UW-Oshkosh, 1/4/67 (18-19)
94.4	vs. UW-Parkside, 11/21/03 (17-18)
94.1	vs. Lawrence, 1/14/03 (16-17)
94.1	vs. Carroll, 12/4/99 (16-17)
93.8	vs. Illinois College, 1/24/04 (15-16)
93.0	vs. Beloit, 2/12/00 (15-16)
92.6	vs. Barat, 1/24/95 (25-27)
92.0	vs. UW-Stevens Point, 12/28/77 (23-25)
91.7	vs. Northern Michigan, 12/10/06 (22-24)
91.7	vs. Northland Baptist, 12/5/94 (16-17)
91.7	vs. UW-Milwaukee, 2/3/89 (16-17)
91.3	vs. Beloit, 1/12/91 (21-23)
90.0	vs. Knox, 2/8/08 (18-20)

Rebounds

78	vs. MacMurray, 2/19/72
76	vs. Cardinal Stritch, 1/22/83
73	vs. Lakeland, 1/4/61
72	vs. Michigan Tech, 1/27/62
70	vs. Northland, 12/1/69
67	vs. Lakeland, 12/18/72
67	vs. Lewis, 2/16/72
67	vs. Northland, 12/3/66
66	vs. Grinnell, 12/3/06
65	vs. UW-Whitewater, 1/23/65
63	vs. Cornell, 12/28/74
63	vs. Loras, 2/28/73
63	vs. Loras, 2/6/65
62	vs. UW-Milwaukee, 12/8/60
61	vs. Northeastern Illinois, 2/15/75
60	vs. Lawrence, 1/19/77
60	vs. UW-Oshkosh, 12/4/73
60	vs. UW-Whitewater, 2/3/64
60	vs. Michigan Tech, 2/1/64

Assists

44	vs. Grinnell, 1/22/99
37	vs. Grinnell, 1/28/00
37	vs. Cardinal Stritch, 1/22/83
34	vs. Grinnell, 2/6/04
33	vs. Grinnell, 1/29/99
32	vs. Grinnell, 1/16/10
31	vs. Grinnell, 1/18/03
30	vs. Grinnell, 12/3/10
30	vs. Grinnell, 1/19/02
29	vs. Grinnell, 1/14/06
28	vs. Grinnell, 1/20/01
28	vs. Silver Lake, 1/21/76

Turnovers

39	vs. Grinnell, 1/28/00
38	vs. Grinnell, 11/30/07
34	vs. UW-Milwaukee, 2/14/72
33	vs. Grinnell, 1/19/02
32	vs. Grinnell, 1/29/99
32	vs. Grinnell, 2/3/07
31	vs. Grinnell, 2/7/03
31	vs. UW-Oshkosh, 11/27/90
30	vs. Grinnell, 2/9/08
30	vs. Grinnell, 2/22/02

INDIVIDUAL

Total Points

58	Jeff Kunz vs. St. Ambrose, 2/26/72
48	Josh Johnson vs. Grinnell, 1/22/99
44	Jack Gebler vs. Mount St. Paul, 1/13/69
42	Jeff Kunz vs. St. Ambrose, 2/12/72
42	Ron Brault vs. UW-Oshkosh, 12/1/60
40	Brandon Hansen vs. Monmouth, 1/29/05
40	Jack Gebler vs. Dominican, 2/9/70
39	Joe Schneider vs. Silver Lake, 1/2/76
39	Jeff Kunz vs. Aurora, 12/29/73
38	Luke Lancelle vs. Grinnell, 1/28/00
38	Jeff Kunz vs. Northland, 12/1/72
38	Jack Gebler vs. Lakeland, 1/24/68
38	Tom Rankin vs. Northern Michigan, 2/9/67
38	Ron Brault vs. UW-Oshkosh, 1/26/66
37	Joe Schneider vs. Silver Lake, 1/21/76
37	John Sattler vs. Lewis, 1/22/74
37	Jack Gebler vs. Lakeland, 2/2/70
37	Jack Gebler vs. Mount St. Paul, 11/30/68
37	Ron Brault vs. UW-Oshkosh, 3/4/60
36	Kari Hannula vs. Grinnell, 1/19/02
36	Nick Perz vs. Grinnell, 1/20/01
36	Paul Schramka vs. Mount Senario, 2/7/76
36	Jeff Kunz vs. Milton, 1/23/73
36	Mike Wisneski vs. Lewis, 2/2/62
35	Kari Hannula vs. Knox, 1/24/03
35	Mike Riley vs. Grinnell, 1/25/91
35	Joe Emmerich vs. UW-Oshkosh, 11/29/80
35	Jack Gebler vs. Mount St. Paul, 12/3/69
34	Eric Bieniasz vs. Grinnell, 2/9/08
34	Brandon Hansen vs. Grinnell, 1/22/05
34	Brandon Hansen vs. Grinnell, 1/17/04
34	Joe Schneider vs. UW-Oshkosh, 11/28/77
34	Jeff Kunz vs. MacMurray, 2/3/73
34	Jeff Kunz vs. Lewis, 2/16/72
34	Jeff Kunz vs. UW-Milwaukee, 2/14/72
34	Ron Brault vs. Michigan Tech, 1/25/61
33	David Wipperfurth vs. Carroll, 2/27/10
33	Aaron Faulkner vs. Ripon, 2/21/04
33	Aaron Faulkner vs. Northern Michigan, 12/18/03
33	Mike Heun vs. Knox, 1/17/97
33	Mike Riley vs. Beloit, 1/12/91
33	Joe Emmerich vs. North Central, 3/2/84
33	Joe Schneider vs. Milton, 1/29/77
33	Jeff Kunz vs. Quincy, 2/22/74
33	Jeff Kunz vs. UW-Oshkosh, 1/18/73
33	Jack Gebler vs. Dominican, 12/8/69
33	Jack Gebler vs. UW-Milwaukee, 12/1/66
33	Pat Tierney vs. St. Ambrose, 1/13/55
32	Chris Peterson vs. Illinois College, 1/22/10
32	Mike Riley vs. Geneva, 11/16/90
32	Joe Emmerich vs. Michigan Tech, 1/24/83
32	Joe Schneider vs. Ripon, 12/7/77
32	Jeff Kunz vs. Loras, 2/9/74
32	John Sattler vs. Northern Michigan, 2/26/74
32	Jack Gebler vs. UW-Milwaukee, 1/9/69
32	Duane Nash vs. Lakeland, 2/21/69
31	Brandon Hansen vs. Beloit, 1/10/04
31	Josh Johnson vs. Grinnell, 1/29/99
31	Lee Schroeder vs. Tufts, 12/29/87
31	Joe Emmerich vs. Ripon, 2/15/84
31	Joe Emmerich vs. UW-Oshkosh, 12/2/82
31	Sean Dwyer vs. Northland, 2/1/80
31	Jeff Kunz vs. Loras, 2/1/74
31	Dennis Oudenhoven vs. Michigan Tech, 1/24/72
31	Jack Gebler vs. UW-Stevens Point, 2/14/68
31	Jack Gebler vs. St. Ambrose, 1/13/68
31	Ron Brault vs. Northland, 12/3/66
31	John Koprowski vs. St. Ambrose, 1/214/60
30	Aaron Faulkner vs. Marietta, 12/28/03
30	Nathan Hoffmann vs. Grinnell, 2/22/02
30	Mike Heun vs. Flagler, 1/6/98
30	Lee Schroeder vs. Lawrence, 2/23/88
30	Joe Emmerich vs. Ripon, 2/1/84
30	Keith Noskowiak vs. Cardinal Stritch, 1/22/83
30	Mickey Crowe vs. Milton, 2/1/78
30	Todd Kornely vs. UW-Milwaukee, 12/16/85
30	Jeff Kunz vs. Carthage, 11/30/73
30	Jeff Kunz vs. Lakeland, 2/29/72
30	Jack Gebler vs. Carthage, 1/19/70
30	Jack Gebler vs. Loras, 1/10/70
30	Jack Gebler vs. Northland, 12/1/69
30	Galen DeNamur vs. UW-Oshkosh, 1/4/67
30	Ron Brault vs. UW-Milwaukee, 2/16/66
30	Dave Gagermeier vs. Northern Michigan, 2/16/63
30	Dave Heisig vs. UW-Whitewater, 2/21/62
30	Ron Brault vs. Lewis, 2/19/61
30	Jim Paprocki vs. St. Ambrose, 12/10/61
30	Bob Bugalski vs. UW-Stevens Point, 12/6/54
30	Jim Ritchay vs. Lewis, 3/1/55

Field Goals Made

23	Josh Johnson vs. Grinnell, 1/22/99
21	Jeff Kunz vs. St. Ambrose, 2/26/72
19	Ron Brault vs. UW-Oshkosh, 12/1/60
18	Paul Schramka vs. Mount Senario, 2/7/76
18	Jack Gebler vs. Mount St. Paul, 1/13/69
17	Kari Hannula vs. Grinnell, 1/19/02
17	Nick Perz vs. Grinnell, 1/20/01
17	Jeff Kunz vs. Aurora, 12/29/73
17	Jack Gebler vs. Lakeland, 2/2/70
16	Jeff Kunz vs. Quincy, 2/22/74
16	Jeff Kunz vs. MacMurray, 2/3/73
16	Jack Gebler vs. Lakeland, 1/24/68
16	Tom Rankin vs. Northern Michigan, 2/9/67
16	Ron Brault vs. UW-Oshkosh, 3/4/60
15	Nathan Hoffmann vs. Grinnell, 1/21/00
15	Mickey Crowe vs. Milton, 2/1/78
15	Jeff Kunz vs. Loras, 2/9/74
15	John Sattler vs. Lewis, 1/22/74
15	Jack Gebler vs. St. Ambrose, 1/13/68
15	Dave Gagermeier vs. Northern Michigan, 2/16/63
15	Ron Brault vs. Michigan Tech, 1/25/61

INDIVIDUAL

Field Goals Attempted

38	Ron Brault vs. UW-Oshkosh, 12/1/60
36	Jeff Kunz vs. St. Ambrose, 2/26/72
34	Jeff Kunz vs. UW-Green Bay, 12/6/72
34	Jack Gebler vs. UW-Stevens Point, 2/14/68
32	Jeff Kunz vs. Lewis, 2/16/72
32	Jack Gebler vs. Lakeland, 2/2/70
30	Clark Eichstedt vs. Lawrence, 12/10/74
30	Ron Brault vs. UW-Oshkosh, 3/4/60
29	Jeff Kunz vs. Northern Michigan, 1/29/73
29	Jeff Kunz vs. UW-Green Bay, 12/10/73
29	John Sattler vs. Lewis, 1/22/74
29	Jack Gebler vs. Carthage, 1/19/70
29	Ron Brault vs. St. Mary's-Minn., 12/4/60
28	Jeff Kunz vs. MacMurray, 2/3/73
28	Jeff Kunz vs. Milton, 1/23/73
28	Jeff Kunz vs. MacMurray, 2/19/72
28	Joe Emer vs. Northern Michigan, 1/6/69
28	Dave Gagermeier vs. Northern Michigan, 2/16/63
28	Ron Brault vs. UW-Milwaukee, 12/8/60

3-Point Field Goals Made

8	Brandon Hansen vs. Monmouth, 1/29/05
7	John Taylor vs. Ripon, 1/29/11
7	Aaron Andres vs. Illinois College, 1/30/99
7	Mike Heun vs. Beloit, 2/21/98
7	Mike Heun vs. Knox, 1/17/97
7	Scott Gutowski vs. Lawrence, 12/1/93
6	David Wipperfurth vs. Carroll, 2/27/10
6	Bryan Fleischmann vs. Beloit, 1/31/09
6	Mike Dowden vs. Illinois College, 1/26/08
6	Eric Gruenewald vs. Ripon, 12/6/06
6	Tony Jandron vs. Elmhurst, 11/21/06
6	Eric DeJardine vs. UW-Oshkosh, 11/24/04
6	Aaron Faulkner vs. Northern Michigan, 12/14/02
6	Kari Hannula vs. Beloit, 2/16/02
6	Mike Heun vs. Flagler, 1/6/98
6	Scott Gutowski vs. Northwestern-Wis., 11/19/94
6	Scott Gutowski vs. Michigan-Dearborn, 11/21/92
6	Jay Isselmann vs. Monmouth, 1/25/92
6	Jay Isselmann vs. Wheaton, 11/17/90

3-Point Field Goals Attempted

14	Matt Roherty vs. Ripon, 2/23/02
14	Mark Tomashek vs. Monmouth, 1/28/95
14	Jay Isselmann vs. Monmouth, 1/25/92
13	Brandon Hansen vs. Monmouth, 1/29/05
13	Mike Heun vs. Knox, 12/6/97
12	David Wipperfurth vs. Ripon, 1/11/11
12	Scott Gutowski vs. Wisconsin Lutheran, 1/3/95
12	Scott Gutowski vs. Lawrence, 2/18/95
12	Jay Isselmann vs. Lake Forest, 2/2/91
12	Mike Rogers vs. UW-Parkside, 12/7/88

Free Throws Made

20	Joe Emmerich vs. Michigan Tech, 1/24/83 (20-24)
18	Jim Ritchay vs. Lewis, 3/1/55 (18-n/a)
17	Drew Demerath vs. Grinnell, 2/22/02 (17-18)
17	Joe Emmerich vs. Loras, 2/12/83 (17-19)
17	Joe Schneider vs. Silver Lake, 1/2/76 (17-17)
16	Jeff Kunz vs. St. Ambrose, 2/26/72 (16-16)
15	Joe Emmerich vs. Beloit, 2/11/84 (15-20)
14	Jake Dietz vs. Grinnell, 1/17/09 (14-14)
14	Luke Lancelle vs. Grinnell, 1/28/00 (14-14)
14	Joe Schneider vs. Ripon, 12/7/77 (14-16)
14	John Sattler vs. Northern Michigan, 2/26/74 (14-21)
14	Jeff Kunz vs. UW-Milwaukee, 2/14/72 (14-15)
13	Kari Hannula vs. Lake Forest, 1/26/02 (13-13)
13	Matt Roherty vs. Grinnell, 1/28/00 (13-16)
13	Lee Schroeder vs. Edgewood, 1/15/90 (13-15)
13	Jack Gebler vs. Mount St. Paul, 11/30/68 (13-13)
13	Jerry Lamers vs. Lewis, 1955-56 (13-14)
12	Bryan Fleischmann vs. Grinnell, 2/27/09 (12-13)
12	Tony Jandron vs. Lawrence, 2/14/07 (12-12)
12	Kari Hannula vs. Lake Forest, 1/31/03 (12-14)
12	Andy Riemer vs. Ripon, 1/24/98 (12-14)
12	Jeff Kunz vs. Lakeland, 2/29/72 (12-12)
12	Joe Emer vs. UW-Milwaukee, 2/10/68 (12-15)
12	Bob Bugalski vs. UW-Stevens Point, (12-n/a)
12	Jerry Lamers vs. St. Joseph, 1955-56 (12-14)

Free Throws Attempted

24	Joe Emmerich vs. Michigan Tech, 1/24/83 (20-24)
21	John Sattler vs. Northern Michigan, 2/26/74 (14-21)
20	Joe Emmerich vs. Beloit, 2/11/84 (15-20)
19	Joe Emmerich vs. Loras, 2/12/83 (17-19)
18	Drew Demerath vs. Grinnell, 2/22/02 (17-18)
18	Bob Hoerning vs. UW-Lacrosse, 12/3/53 (10-18)
17	Joe Schneider vs. Silver Lake, 1/2/76 (17-17)
16	Matt Roherty vs. Grinnell, 1/28/00 (13-16)
16	Joe Schneider vs. Ripon, 12/7/77 (14-16)
16	Jeff Kunz vs. St. Ambrose, 2/26/72, (16-16)
16	Bob Neja vs. Ripon, 1955-56, (11-16)
16	Jim Ritchay vs. Lewis, 1952-53 (11-16)
15	Lee Schroeder vs. Edgewood, 1/15/90 (13-15)
15	Jeff Kunz vs. UW-Milwaukee, 2/14/72 (14-15)
15	Joe Emer vs. UW-Milwaukee, 2/10/68 (12-15)
15	Mike Wisneski vs. St. Mary's-Minn., 12/4/60 (9-15)

Rebounds

26	Jack Gebler vs. Dominican, 1/29/69
24	John Koprowski vs. UW-Stevens Point, 1/28/61
24	Dick Rankin vs. UW-Whitewater, 1/23/65
22	Todd Danen vs. Carthage, 2/4/76
22	Dennis Oudenhoven vs. Lewis, 2/16/72
21	Todd Danen vs. Northern Michigan, 2/3/75
21	John Sattler vs. Northern Michigan, 2/26/74
21	Jack Gebler vs. Michigan Tech, 2/7/68
21	John Patterson vs. UW-Whitewater, 2/3/64
20	Andy Riemer vs. Edward Waters, 1/5/98
20	Jack Gebler vs. Northland, 12/2/68
20	DeWayne Nash vs. Northland, 12/1/69
20	Stu Jansen vs. Lakeland, 1/4/61
20	Dick Rankin vs. Michigan Tech, 2/1/64

Assists

12	Mike Huen vs. Grinnell, 1/22/99
11	Drew Demerath vs. Monmouth, 1/16/04
11	Matt Roherty vs. Grinnell, 1/21/00
11	Kim Pierce vs. Mount Senario, 2/7/76
10	John Taylor vs. Illinois College, 1/14/11
10	Tony Jandron vs. Monmouth, 1/25/08
10	Jason Adair vs. Grinnell, 1/14/06
10	Steve Travis vs. Grinnell, 1/25/91
10	Jeff Zucchi vs. UW-Parkside, 12/7/88
10	Jeff Kunz vs. Quincy, 2/20/73
9	John Taylor vs. Ripon, 1/9/10
9	Matt Roherty vs. Grinnell, 1/28/00
9	Drew Demerath vs. Carroll, 12/6/03
9	Kim Pierce vs. Loras, 2/18/76
9	Chuck Albers vs. Lakeland, 2/11/76
9	Jeff Kunz vs. Quincy, 2/17/73

Steals

9	Drew Demerath vs. Carroll, 12/8/01
8	Brandon Hansen vs. Grinnell, 2/6/04
7	Ryan Lallensack vs. Northern Michigan, 12/17/05
7	Jay Prihoda vs. Concordia-Wis., 1/7/96
7	Lee Schroeder vs. UW-Stevens Point, 11/28/87
6	Matt Roherty vs. Beloit, 2/12/00
6	Drew Demerath vs. Lawrence, 12/6/00
6	Jodi Ulrich vs. Lawrence, 2/10/01
6	Mike Gruetzmacher vs. Concordia-Chicago, 1/6/96
6	Mike Gruetzmacher vs. Trinity International, 12/7/94
6	Mike Sitter vs. Knox, 1/22/94
6	Sean Dwyer vs. Loras, 2/13/80
6	Jim Thomas vs. Concordia-Wis., 12/10/79

Blocked Shots

5	Steve Papke vs. Ripon, 2/26/10
5	Nathan Hoffmann vs. Ripon, 2/1/00
5	Nathan Hoffmann vs. Ripon, 12/1/99
5	Jon Richard vs. Cornell, 1/27/95
5	Todd Danen vs. Mount Senario, 2/7/76
4	James Pfitzinger vs. Lawrence, 2/13/10
4	Steve Travis vs. Carroll, 11/30/91
4	Mike Kempf vs. Coe, 1/17/92
4	Nathan Hoffmann vs. Maryville, 11/20/99
4	Nathan Hoffmann vs. Lake Forest 1/14/00
4	Adam Lemorande vs. Siena Heights, 11/22/98
4	Drew Demerath vs. Grinnell, 2/6/04
4	Nathan Hoffmann vs. Carroll, 12/8/01
4	Nathan Hoffmann vs. Knox, 1/11/02
4	Andy Riemer vs. MSOE, 11/30/96
4	Jon Richard vs. Lawrence, 2/18/95
4	Mike Sitter vs. Lakeland, 11/22/93
4	Peter Pavaiko vs. UW-Oshkosh, 12/4/84

Turnovers

10	Nathan Hoffmann vs. Monmouth, 2/4/00
10	Matt Roherty vs. Grinnell, 1/28/00
10	Joe Schneider vs. Milton, 1/14/76
9	Nathan Zepnick vs. Grinnell, 12/3/06
9	Drew Demerath vs. Elmhurst, 12/4/01
9	Matt Roherty vs. Beloit, 2/12/00
9	Mark Weninger vs. UW-Oshkosh, 12/4/84
8	John Suberlak vs. Grinnell, 1/22/05
8	Mike Huen vs. Grinnell, 1/22/99
8	Steve Raethz vs. Siena Heights, 11/23/97
8	Mike Gruetzmacher vs. Ripon, 2/8/95
8	Chris Kern vs. UW-Oshkosh, 11/27/90
8	Jeff Zucchi vs. Lake Forest, 2/4/89
8	Jim Thomas vs. UW-Oshkosh, 1/28/80
8	Tom Van Deurzen vs. Northeastern Illinois, 11/25/78
8	Kim Pierce vs. UW-Parkside, 12/9/75

RECORD BOOK

Team Records

Most Points, Game: 137, vs. Grinnell (126), 1/28/00
Most Points, Season: 2,405, in 26 games, 1968-69
Highest Points Per Game, Season: 92.5, in 26 games, 1968-69
Most Combined Points, Game: 263, St. Norbert 137-Grinnell 126, 1/28/00
Largest Winning Margin, Game: 49, St. Norbert 84-Rockford 35, 12/29/07
Best Season Winning Percentage: .852, 23-4, 2009-10

Individual Records

Most Points, Game: 58, Jeff Kunz vs. St. Ambrose, 2/26/72
Most Points, Season: 629, Jack Gebler, 1968-69
Most Points, Career: 2,025, Jack Gebler, 1966-70
Most Field Goals, Game: 23, Josh Johnson vs. Grinnell, 1/22/99
Most Field Goals, Season: 245, Jeff Kunz, 1973-74
Most Field Goals, Career: 804, Jack Gebler, 1966-70
Most 3-Point Field Goals, Game: 8, Brandon Hansen vs. Monmouth, 1/29/05
Most 3-Point Field Goals, Season: 66, Mike Heun (66-145), 1997-98
Most 3-Point Field Goals, Career: 174, Jay Isselman, 1989-93
Most Free Throws, Game: 20, Joe Emmerich (20-23) vs. Michigan Tech, 1/24/83
Most Free Throws, Season: 150, Jack Gebler (150-176), 1968-69
Most Free Throws, Career: 417, Jack Gebler, 1966-70
Free Throw Percentage, Season: .941, Aaron Faulkner (64-68), 2003-04
Most Consecutive Free Throws, Game: 18, Jim Ritchay vs. Lewis, 1954-55
Most Consecutive Free Throws, Season: 36, Mike Heun, 1996-97
Most Rebounds, Game: 26, Jack Gebler vs. Dominican, 1/29/69
Most Rebounds, Season: 340, Jack Gebler, 1968-69
Most Rebounds, Career: 1,211, Jack Gebler, 1966-70
Most Assists, Season: 135, Kim Pierce, 1975-76
Most Points by Freshman, Season: 421, Mike Riley, 1990-91

1,000-Point Scorers

Rk.	Name	Points	Years
1.	Jack Gebler	2,025	1966-70
2.	Jeff Kunz	1,851	1970-74
3.	Joe Emmerich	1,811	1980-84
4.	Ron Brault	1,806	1959-67
5.	Bill Feller	1,481	1956-60
6.	John Sattler	1,407	1970-74
7.	Jim Ritchay	1,386	1951-55
8.	Leroy Weyenberg	1,379	1961-65
9.	Lee Schroeder	1,308	1986-90
10.	Jerry Lamers	1,281	1955-59
11.	Richard Rankin	1,239	1961-65
12.	Nathan Hoffmann	1,238	1999-2002
13.	Romie Kosnar	1,234	1947-51
14.	Gary Herold	1,222	1956-58
15.	David Wipperfurth	1,146	2008-11
16.	Clark Eichstedt	1,102	1971-75
17.	Aaron Faulkner	1,095	2002-05
18.	Mike Wisneski	1,072	1959-63
19.	Paul Schramka	1,065	1972-76
20.	Jay Isselman	1,041	1989-93
21.	Tom Rankin	1,039	1965-68
	Joe Schneider	1,039	1975-78
23.	Scott Gutowski	1,016	1992-95
24.	Bob Bugalski	1,014	1951-55
25.	Mark Weninger	1,002	1982-86

Team Captains

1955-56	Bob Neja
1956-57	Jim White
1957-58	Jerry Lamers
1958-59	Bill Feller
1959-60	Bill Feller
1960-61	John Koprowski
1961-62	Dave Heisig
1962-63	Mike Wisneski
1963-64	Leroy Weyenberg
1964-65	Dave Minten
1965-66	John Zeihen
1966-67	Galen DeNamur
1967-68	Bob Rock
1968-69	Jack Gebler
1969-70	Jack Gebler
1970-71	Jack Gebler
1971-72	Dennis Oudenhoven
1972-73	Terry Dufour
1973-74	Jeff Kunz, John Sattler
1974-75	Clark Eichstedt
1975-76	Paul Schramka
1976-77	Tod Danen
1977-78	Ken Zoromski
1978-79	Bob LaViolette
1979-80	Marty Albers, Sean Dwyer
1980-81	Marty Albers
1981-82	Bill Atkinson, Mike Devine
1982-83	Keith Noskowiak
1983-84	Joe Emmerich
1984-85	Dave Bradish
1985-86	Mark Weninger
1986-87	Andy Arians
1987-88	Shaun Sullivan
1988-89	Jeff Zucchi
1989-90	Lee Schroeder, Dan Muza
1990-91	Paul Collette, Jay Isselman
1991-92	Paul Collette, Jay Isselman
1992-93	Jay Isselman, Steve Travis, Tom Neumann
1993-94	Mike Kempf, Scott Gutowski
1994-95	Scott Gutowski, Mike Gruetzmacher
1995-96	Mike Gruetzmacher, Dustin Rottier
1996-97	Dustin Rottier, Steve Raethz
1997-98	Steve Raethz, Aaron Andres
1998-99	Jay Prihoda, Mike Heun, Aaron Andres
1999-2000	Luke Lancelle, Matt Roherty, Chris Zais
2000-01	Matt Roherty, Chris Zais
2001-02	Drew Demerath, Nathan Hoffmann, Matt Roherty
2002-03	Drew Demerath, Kari Hannula, Phil Leiterman, Jodi Ulrich
2003-04	Drew Demerath, Aaron Faulkner
2004-05	Aaron Faulkner, Brandon Hansen
2005-06	Jason Adair, Ryan Lallensack
2006-07	Ryan Lallensack, Erin Bieniasz, Nathan Zepnick
2007-08	Eric Bieniasz, Tom Katzfey, Mike Dowden
2008-09	Tom Katzfey, Bryan Fleischmann, Mike Dowden, Ryan Finneke
2009-10	Jake Dietz, David Wipperfurth, John Taylor
2010-11	David Wipperfurth, John Taylor

Team MVPs

1955-56	Bob Neja
1956-57	not available
1957-58	Jerry Lamers
1958-59	Jerry Lamers
1959-60	Bill Feller
1960-61	John Koprowski
1961-62	Stu Jansen
1962-63	Mike Wisneski
1963-64	Leroy Weyenberg
1964-65	Dick Rankin
1965-66	Ron Brault
1966-67	Galen DeNamur
1967-68	Jack Gebler
1968-69	Jack Gebler
1969-70	Jack Gebler
1970-71	Dennis Oudenhoven
1971-72	Jeff Kunz
1972-73	John Sattler
1973-74	John Sattler
1974-75	Clark Eichstedt
1975-76	Kim Pierce
1976-77	Joe Schneider
1977-78	Bob LaViolette
1978-79	Sean Dwyer
1979-80	Sean Dwyer
1980-81	Marty Albers
1981-82	Joe Emmerich
1982-83	Joe Emmerich
1983-84	Joe Emmerich
1984-85	Mark Weninger
1985-86	Mark Weninger
1986-87	John Maccoux
1987-88	Lee Schroeder
1988-89	Lee Schroeder
1989-90	Dan Muza
1990-91	Mike Riley
1991-92	Paul Collette
1992-93	Jay Isselman
1993-94	Buck Gehm
1994-95	Scott Gutowski
1995-96	Mike Gruetzmacher
1996-97	Dustin Rottier
1997-98	Mike Heun
1998-99	Mike Heun
1999-2000	Chris Zais
2000-01	Nathan Hoffmann
2001-02	Nathan Hoffmann
2002-03	Kari Hannula
2003-04	Aaron Faulkner
2004-05	Brandon Hansen
2005-06	none awarded
2006-07	none awarded
2007-08	none awarded
2008-09	none awarded
2009-10	none awarded
2010-11	none awarded

ALL-TIME RESULTS

Since World War II

1946-47 (6-7)

Date	Opponent (Site)	Result
	UW-Stevens Point	W 58-39
	Ripon	L 47-41
	UW-Oshkosh	L 49-47
	UW-Stevens Point	L 56-26
	Lakeland	W 61-50
	St. Joseph's, Ind.	L
	UW-Milwaukee	W 50-43
	Loras	L 70-46
	Lakeland	W 51-48
	Ripon	W 61-49
	UW-Milwaukee	W 47-46
	UW-Milwaukee	W 52-51
	St. Ambrose	W 65-58
	Loras	L 50-42
	St. Joseph's, Ind.	L 60-52

1947-48 (11-7)

Date	Opponent (Site)	Result
	Rhineland	L 61-45
	Loyola	L 90-50
	De Paul	L 87-39
	Lakeland	W 73-41
	Gustavus Adolphus	W 74-73
	Rhineland	W 47-43
	Michigan Tech	W 36-24
	UW-Milwaukee	L 61-48
	Lakeland	W 68-37
	UW-Oshkosh	L 56-49
	St. Joseph's, Ind.	L 63-45
	St. Ambrose	L 61-60
	Loras	W 42-39
	Ripon	L 61-59
	St. Joseph's, Ind.	W 68-61
	UW-Oshkosh	W 74-66
	St. Ambrose	L 60-54
	Michigan Tech	W 52-49
	UW-Milwaukee	W 73-49
	Loras	L 69-47

1948-49 (13-7)

Date	Opponent (Site)	Result
	UW-Oshkosh	W 65-47
	UW-Milwaukee	W 52-47
	Lakeland	W 87-40
	UW-Stevens Point	W 50-46
	Ripon	W 63-58
	St. Ambrose	L 71-57
	Loras	L 80-71
	St. Joseph's, Ind.	W 71-70
	Ripon	W 62-57
	Michigan Tech	W 73-46
	St. Ambrose	L 80-61
	UW-Stevens Point	L 56-49
	Loras	W 59-49
	UW-Milwaukee	W 62-60
	Moravia, Ill.	L 74-64
	Lakeland	W 69-44
	St. Joseph's, Ind.	W 70-68
	Michigan Tech	W 59-56
	De Paul	L 88-65
	St. Francis, N.Y.	L 63-51

1949-50 (11-10)

Date	Opponent (Site)	Result
	Allen Bradley	L 63-50
	De Paul	L 73-45
	Lakeland	W 51-34
	UW-Oshkosh	W 79-61
	UW-Stevens Point	W 57-56
	Michigan Tech	W 81-57
	St. John's, Minn.	W 54-50
	St. Thomas	L 86-67
	Lakeland	W 56-53
	Kenosha	W 64-49
	St. Ambrose	W 75-45
	Ripon	L 71-66
	Northern Illinois	L 67-65
	Loras	L 88-64
	St. Joseph's, Ind.	L 76-74
	St. Ambrose	L 54-51
	Loras	W 85-77
	UW-Stevens Point	W 83-64
	Michigan Tech	L 81-71
	St. Joseph's, Ind.	W 91-74
	Carroll	L 58-56

1950-51 (19-10)

Date	Opponent (Site)	Result
	Allen Bradley	L 64-63
	Marquette	W 61-53
	Lakeland	W 62-56
	Mount St. Mary	L 91-59
	De Paul	L 84-70
	Carroll	W 69-58
	Lakeland	W 77-56
	St. Thomas	L 81-65
	UW-Stevens Point	W 79-64
	St. Joseph, Ind.	L 58-52
	St. Ambrose	L 67-53
	Loras	L 87-68
	De Paul	L 75-64
	Carroll	W 98-80
	Wisconsin JV	W 69-58
	St. Ambrose	W 82-81
	St. Joseph, Ind.	W 98-66
	Ripon	W 91-50
	Lakeland	L 59-45
	Lewis	W 82-50
	Great Lakes	W 71-49
	Wisconsin JV	W 69-57
	UW-Stevens Point	W 72-68
	Michigan Tech	W 89-80
	Great Lakes	W 88-60
	Lewis	W 93-50
	UW-Platteville	W 76-67
	Loras	L 80-77
	Michigan Tech	W 93-66

1951-52 (10-14)

Date	Opponent (Site)	Result
	Allen Bradley	L 82-54
	De Paul	L 91-45
	Marquette	L 81-37
	UW-La Crosse	W 83-68
	UW-Stevens Point	W 63-50
	Lakeland	W 59-46
	St. Joseph, Ind.	L 59-51
	Loras	W 68-55
	St. Ambrose	W 98-82
	Carroll	L 74-54
	UW-Platteville	L 83-81
	UW-Stevens Point	L 64-61

Lewis	W 70-60
St. Ambrose	L 79-59
Loras	W 58-55
Lewis	W 80-69
UW-La Crosse	W 82-81
Lakeland	W 77-75
Ripon	L 76-61
Great Lakes	L 81-61
Carroll	L 72-70
Michigan Tech	W 87-72
Camp McCoy	W 85-77
Michigan Tech	W 70-57
St. Joseph, Ind.	W 88-69

1952-53 (10-14)

Date	Opponent (Site)	Result
	St. Norbert Alumni	W 70-64
	Allen-Bradley	L 85-59
	St. Ambrose	W 72-68
	UW-La Crosse	L 78-68
	St. Joseph, Ind.	L 70-68
	De Paul	L 86-58
	Lakeland	W 90-67
	Northern Michigan	W 119-57
	Lakeland	W 98-55
	Marquette	L 110-70
	UW-Stevens Point	L 66-52
	Carroll	L 74-49
	Great Lakes	L 78-55
	Loras	W 67-58
	Wayne State, Mich.	L 80-59
	Ripon	W 71-61
	Great Lakes	L 78-62
	Carroll	W 69-63
	Lewis	W 74-67
	Loras	L 83-80
	St. Ambrose	L 86-71
	Lewis	L 88-75
	Ripon	L 76-66
	St. Joseph, Ind.	W 81-77

1953-54 (14-13)

Date	Opponent (Site)	Result
	St. Norbert Alumni	W 85-75
	Lakeland	W 93-56
	Lakeland	W 91-32
	UW-Milwaukee	L 89-80
	Michigan Tech	W 89-74
	Luther	W 72-68
	St. Thomas	L 83-66
	UW-La Crosse	W 80-70
	De Paul	L 90-47
	Lewis	L 88-79
	Allen-Bradley	L 73-51
	UW-Platteville	L 102-98
	Loras	W 68-57
	UW-Stevens Point	W 78-61
	Great Lakes	L 73-69
	Ripon	W 68-66
	Allen-Bradley	L 68-66
	UW-Milwaukee	W 73-63
	Ripon	W 81-64
	Carroll	L 72-67
	Loras	L 82-72
	Marquette	L 87-59
	Great Lakes	L 86-84
	Carroll	W 80-63
	St. Joseph, Ind.	W 73-71
	Lewis	L 73-72
	Michigan Tech	W 86-74

ALL-TIME RESULTS

1954-55 (14-8)

Date	Opponent (Site)	Result
	Lakeland	W 71-64
	UW-Milwaukee	W 77-65
	UW-La Crosse	W 88-71
	UW-Stevens Point	W 71-66
	Marquette	L 83-47
	St. Joseph, Ind.	W 82-76
	Loras	L 68-56
	Carroll	L 64-57
	Loras	L 86-73
	UW-Platteville	L 98-94 (OT)
	St. Ambrose	W 91-80
	Michigan Tech	W 94-87
	UW-Milwaukee	W 84-81
	Ripon	W 76-69
	Great Lakes	W 75-60
	De Paul	L 76-61
	Carroll	W 75-68
	Great Lakes	W 89-78
	Lewis	L 97-90
	Michigan Tech	L 93-75
	St. Thomas	W 77-74
	Lewis	W 74-59

1955-56 (7-15)

Date	Opponent (Site)	Result
	Lakeland	W 88-72
	Marquette	L 88-43
	UW-Stevens Point	L 80-69
	Lewis	L 66-58
	Loras	L 74-60
	UW-Milwaukee	L 84-82
	Lakeland	W 101-75
	St. Ambrose	W 81-77
	Loras	L 78-64
	Michigan Tech	L 97-82
	Great Lakes	L 82-73
	Ripon	W 84-66
	St. Joseph, Ind.	L 89-73
	Lewis	L 94-64
	Ripon	L 92-84
	UW-La Crosse	L 92-74
	UW-Milwaukee	W 87-67
	Michigan Tech	L 107-100
	UW-Stevens Point	W 70-61
	St. Joseph, Ind.	W 104-96
	UW-Platteville	W 91-83
	Great Lakes	L 91-82

1956-57 (11-13)

Date	Opponent (Site)	Result
	Lakeland	W 82-68
	Marquette	L 77-53
	St. Mary's, Minn.	L 79-63
	St. Thomas	L 75-67
	UW-Eau Claire	L 83-80
	UW-Milwaukee	W 71-68
	Loras	L 87-68
	St. Ambrose	L 86-69
	Lakeland	W 81-52
	St. Francis, Pa.	L 75-68
	Michigan Tech	W 94-74
	Loras	L 74-71

	UW-Eau Claire	L 88-70
	Lawrence	W 95-86
	St. Ambrose	L 77-67
	Great Lakes Naval	L 100-86
	Ripon	W 63-55
	Lewis	W 94-82
	UW-Platteville	W 87-85
	Michigan Tech	W 77-75
	St. Thomas	W 79-70
	Great Lakes Naval	L 106-72
	Lewis	L 91-73
	Illinois Tech	W 75-69

1957-58 (15-11)

Date	Opponent (Site)	Result
D 1	St. Mary's, Minn. (Winona, Minn.)	L 66-59
D 4	Marquette (Milwaukee)	W 49-47
D 7	MSU-Mankato (Mankato, Minn.)	W 92-73
D 9	UW-Stevens Point (De Pere)	W 89-78
D 12	UW-Milwaukee (Milwaukee)	L 88-77
D 14	UW-Oshkosh (Oshkosh)	W 74-69
D 16	UW-Eau Claire (De Pere)	L 72-71
D 19	Ripon (De Pere)	W 87-79
J 8	UW-Whitewater (Whitewater)	W 82-72
J 10	Michigan Tech (De Pere)	W 75-63
J 12	Loras (De Pere)	L 89-83
J 15	Northern Michigan (De Pere)	L 78-62
J 18	Lakeland (Sheboygan)	W 86-78
J 29	Lakeland (De Pere)	W 86-52
F 1	Illinois Tech (Chicago, Ill.)	W 74-67
F 2	Lewis (Romeoville, Ill.)	L 74-72
F 6	Great Lakes (De Pere)	W 80-71
F 12	Michigan Tech (Houghton, Mich.)	L 66-64
F 15	Illinois Tech (De Pere)	W 77-66
F 19	Lawrence (De Pere)	W 87-65
F 22	UW-Platteville (Platteville)	L 50-44
F 23	Loras (Dubuque, Iowa)	W 55-49
F 26	UW-Eau Claire (Eau Claire)	L 80-79
M 1	Lewis (De Pere)	W 81-75
M 7	\$\$\$Wheaton (Wheaton, Ill.)	L 68-66
M 8	\$\$\$Northern Illinois (Wheaton, Ill.)	L 76-70

1958-59 (11-11)

Date	Opponent (Site)	Result
D 1	UW-Oshkosh (Green Bay)	W 106-87
D 4	St. Mary's, Minn. (Winona, Minn.)	L 78-67
D 6	MSU-Mankato (De Pere)	W 80-78
D 8	Lakeland (De Pere)	W 67-64
D 10	UW-Milwaukee (De Pere)	L 85-79
D 13	Marquette (Milwaukee)	L 82-74
D 14	Loras (Dubuque, Iowa)	L 89-74
D 17	St. Ambrose (De Pere)	W 75-70
J 7	UW-Whitewater (De Pere)	W 77-65
J 9	Northern Michigan (Marquette, Mich.)	L 73-56
J 10	Michigan Tech (Houghton, Mich.)	L 68-67
J 14	UW-Eau Claire (Eau Claire)	W 75-72
J 28	Illinois Tech (De Pere)	L 66-63
J 31	Lewis (De Pere)	W 75-63
F 3	Ripon (Ripon)	L 77-57
F 8	UW-Stevens Point (Stevens Point)	W 83-80
F 15	Loras (De Pere)	L 93-75
F 17	Lawrence (Appleton)	W 71-63
F 20	Northern Michigan (De Pere)	L 86-81
F 21	Michigan Tech (De Pere)	W 88-78
F 26	UW-Eau Claire (Green Bay)	W 74-73
F 28	Illinois Tech (Chicago, Ill.)	W 71-63
M 1	Lewis (Romeoville, Ill.)	L 87-75

1959-60 (17-9)

Date	Opponent (Site)	Result
D 1	UW-Oshkosh (Oshkosh)	L 111-78
D 3	Lakeland (De Pere)	W 105-65
D 5	St. Mary's, Minn. (De Pere)	W 63-61
D 10	UW-Milwaukee (Milwaukee)	L 101-61
D 16	Northern Michigan (De Pere)	L 100-84
D 29	++Carroll (Oshkosh)	W 60-57
D 30	++UW-Oshkosh (Oshkosh)	L 79-70
J 6	Marquette (Milwaukee)	L 98-64
J 8	Michigan Tech (De Pere)	W 77-65
J 13	UW-Eau Claire (Green Bay)	W 82-76
J 14	UW-Whitewater (Whitewater)	L 85-68
J 16	Loras (Dubuque, Iowa)	W 79-66
J 17	St. Ambrose (Davenport, Iowa)	L 98-87
J 27	UW-Stevens Point (Stevens Point)	L 63-60
J 29	Illinois Tech (Chicago, Ill.)	W 87-78
J 31	Lewis (Lockport, Ill.)	L 79-76
F 2	Ripon (De Pere)	W 84-76
F 5	Northern Michigan (Marquette, Mich.)	W 74-70
F 6	Michigan Tech (Houghton, Mich.)	W 83-72
F 10	UW-Eau Claire (Eau Claire)	L 74-72
F 13	Loras (Green Bay)	W 77-71
F 15	Lakeland (Sheboygan)	W 81-77
F 19	Lawrence (De Pere)	W 88-60
F 20	Lewis (De Pere)	W 82-75
F 24	UW-Stevens Point (De Pere)	W 83-72
F 27	Illinois Tech (De Pere)	W 83-82
M 2	**Northland (Stevens Point)	W 70-58
M 4	**Oshkosh (Oshkosh)	L 91-85

1960-61 (13-13)

Date	Opponent (Site)	Result
D 1	UW-Oshkosh (De Pere)	L 103-100
D 3	UW-Eau Claire (Eau Claire)	L 68-62
D 4	St. Mary's, Minn. (Winona, Minn.)	L 70-56
D 8	UW-Milwaukee (De Pere)	L 89-83
D 14	St. Ambrose (De Pere)	L 98-95
D 28	++Carroll (Oshkosh)	L 83-81
D 29	++UW-Oshkosh (Oshkosh)	W 95-75
J 4	Lakeland (Sheboygan)	W 87-58
J 7	Wheaton (Wheaton, Ill.)	L 57-53
J 11	Michigan Tech (De Pere)	W 95-69
J 14	Loras (De Pere)	W 93-75
J 18	Lawrence (De Pere)	W 77-69
J 28	UW-Stevens Point (De Pere)	L 81-80
F 1	Ripon (Ripon)	W 85-83
F 4	Lewis (De Pere)	L 81-72
F 8	Northern Michigan (De Pere)	L 49-44
F 11	Loras (Dubuque, Iowa)	W 85-76
F 14	Carroll (Waukesha)	L 79-64
F 15	Lakeland (De Pere)	W 106-74
F 19	Lewis (Romeoville, Ill.)	W 92-89
F 22	UW-Whitewater (De Pere)	W 85-83
F 24	Northern Michigan (Marquette, Mich.)	L 98-68
F 25	Michigan Tech (Houghton, Mich.)	W 72-61
M 2	**Northland (Ashland)	W 76-75
M 7	**UW-Stevens Point (De Pere)	W 76-65
M 14	***Central Oklahoma (Kansas City, Mo.)	L 80-73

ALL-TIME RESULTS

1961-62 (16-11)

Date	Opponent (Site)	Result
D 1	UW-Oshkosh (Oshkosh)	L 89-82
D 3	St. Mary's, Minn. (De Pere)	W 71-58
D 6	UW-Milwaukee (Milwaukee)	W 76-67
D 10	St. Ambrose (Davenport, Iowa)	L 91-87
D 12	Lewis (De Pere)	W 66-64
D 13	UW-Eau Claire (De Pere)	W 86-81
D 18	Northern Michigan (Marquette, Mich.)	L 98-73
D 27	++Ripon (Oshkosh)	L 78-64
D 28	++UW-Oshkosh (Oshkosh)	L 75-70
J 5	Winona State (De Pere)	W 76-59
J 10	Northland (De Pere)	L 70-66
J 13	Loras (Dubuque, Iowa)	W 72-71
J 17	Lawrence (Appleton)	W 70-62
J 27	Michigan Tech (Houghton, Mich.)	W 73-56
F 2	Lewis (Romeoville, Ill.)	L 85-80
F 5	Michigan Tech (De Pere)	W 87-70
F 10	Loras (De Pere)	W 76-69
F 12	Northern Michigan (De Pere)	W 98-79
F 14	Lakeland (De Pere)	W 88-66
F 17	UW-Stevens Point (Stevens Point)	L 85-68
F 19	Loyola (Chicago, Ill.)	L 105-52
F 21	UW-Whitewater (Whitewater)	W 87-83
F 24	UW-Oshkosh (De Pere)	L 96-87
F 27	Carroll (Waukesha)	W 82-69
M 1	**Northland (Stevens Point)	W 84-67
M 5	**UW-Whitewater (Oshkosh)	W 102-85
M 12	***Ferris State (Kansas City, Mo.)	L 73-68

1962-63 (12-11)

Date	Opponent (Site)	Result
D 1	Northland (Ashland)	W 88-81
D 5	UW-Milwaukee (De Pere)	W 95-65
D 7	Chicago State (Chicago, Ill.)	W 85-79
D 9	Lewis (Romeoville, Ill.)	L 93-61
D 11	UW-Oshkosh (De Pere)	W 94-92
D 14	St. Mary's, Minn. (Winona, Minn.)	L 84-68
D 15	Winona State (Winona, Minn.)	L 64-58
D 17	St. Mary's, Calif. (Green Bay)	L 76-75
D 27	++UW-Oshkosh (Oshkosh)	L 82-81
D 28	++Ripon (Oshkosh)	L 97-78
J 5	Lewis (De Pere)	W 98-87
J 11	Northern Michigan (Marquette, Mich.)	L 110-83
J 12	Michigan Tech (Houghton, Mich.)	L 86-73
J 14	Michigan Tech (De Pere)	L 106-101
J 26	UW-Stevens Point (De Pere)	L 78-76
J 31	Lakeland (Sheboygan)	L 101-96
F 6	UW-Whitewater (De Pere)	W 81-68
F 9	Loras (De Pere)	W 72-62
F 11	UW-Eau Claire (Eau Claire)	W 86-72
F 16	Northern Michigan (De Pere)	W 99-92
F 20	Loras (Dubuque, Iowa)	W 70-63
F 24	St. Ambrose (De Pere)	W 92-84
F 28	Carroll (Waukesha)	W 91-85

1963-64 (12-10)

Date	Opponent (Site)	Result
D 3	UW-Milwaukee (Milwaukee)	W 82-66
D 9	St. Mary's, Minn. (De Pere)	L 92-77
D 11	UW-Oshkosh (Oshkosh)	L 90-66
D 14	Ripon (De Pere)	L 86-75
D 16	Lakeland (De Pere)	W 88-85 (OT)
D 20	Northland (De Pere)	W 113-74

J 4	Lewis (Romeoville, Ill.)	L 91-73
J 6	UW-Eau Claire (De Pere)	W 98-77
J 11	Loras (De Pere)	W 79-71
J 13	Northern Michigan (Green Bay)	L 87-85
J 24	Lawrence (Appleton)	W 97-71
J 25	Lewis (De Pere)	W 100-85
F 1	Michigan Tech (De Pere)	W 96-80
F 3	UW-Whitewater (Whitewater)	L 99-92
F 8	Loras (Dubuque, Iowa)	L 84-68
F 10	UW-Stevens Point (Stevens Point)	L 98-90
F 14	Northern Michigan (Marquette, Mich.)	L 80-62
F 15	Michigan Tech (Houghton, Mich.)	W 89-68
F 20	UW-Oshkosh (Green Bay)	W 84-68
F 23	St. Ambrose (Davenport, Iowa)	W 91-84
F 26	Carroll (De Pere)	W 110-86
M 2	Lakeland (Green Bay)	L 69-65

1964-65 (17-9)

Date	Opponent (Site)	Result
D 1	Michigan Tech (De Pere)	W 90-68
D 3	UW-Milwaukee (Green Bay)	W 109-104 (2 OT)
D 5	Northland (Ashland)	W 106-68
D 8	St. Mary's, Minn. (Winona, Minn.)	L 69-58
D 12	Lakeland (De Pere)	W 111-98
D 15	UW-Oshkosh (Oshkosh)	L 92-65
D 18	St. Ambrose (Green Bay)	W 95-80
D 29	^^^Northland (Appleton)	W 102-71
D 30	^^^Lawrence (Appleton)	W 84-62
J 5	UW-Stevens Point (Green Bay)	W 84-70
J 9	Loras (Dubuque, Iowa)	W 110-85
J 11	Northern Michigan (De Pere)	L 85-78
J 16	Lewis (Romeoville, Ill.)	L 89-75
J 20	Michigan Tech (Houghton, Mich.)	W 93-81
J 23	UW-Whitewater (De Pere)	W 88-78
J 27	Ripon (Ripon)	L 78-77
J 30	Lewis (De Pere)	L 95-93
F 2	UW-Eau Claire (Eau Claire)	W 96-74
F 6	Loras (Green Bay)	W 116-79
F 9	Lakeland (Sheboygan)	L 101-96
F 13	Northern Michigan (Marquette, Mich.)	L 111-89
F 17	UW-Milwaukee (Milwaukee)	W 87-83
F 19	Dominican (De Pere)	W 112-83
M 1	**Lakeland (Sheboygan)	W 100-87
M 4	**UW-La Crosse (Oshkosh)	W 86-77
M 9	***Winston-Salem (Kansas City, Mo.)	L 87-69

1965-66 (11-14, 2-4 Midlands)

Date	Opponent (Site)	Result
D 1	Northland (Ashland)	W 79-74
D 5	St. Mary's, Minn. (De Pere)	L 71-68
D 7	Notre Dame (South Bend, Ind.)	L 110-77
D 11	UW-Eau Claire (De Pere)	W 127-106
D 13	Northern Michigan (Green Bay)	L 108-88
D 15	UW-Milwaukee (Milwaukee)	L 102-98
D 18	Quincy (Romeoville, Ill.)	L 90-75
D 29	^^^Milton (Appleton)	W 89-65
D 30	^^^Lawrence (Appleton)	L 89-82
J 4	UW-Stevens Point (Stevens Point)	L 69-67
J 7	Lawrence (Green Bay)	W 99-71
J 9	St. Ambrose (Davenport, Iowa)	L 102-91
J 15	Lewis (Romeoville, Ill.)	L 102-72
J 19	Ripon (Green Bay)	W 94-74
J 21	Michigan Tech (Houghton, Mich.)	W 81-77
J 22	Northern Michigan (Marquette, Mich.)	L 110-90
J 26	UW-Oshkosh (Green Bay)	W 90-69

J 29	Loras (De Pere)	W 82-68
J 31	Michigan Tech (Green Bay)	W 79-68
F 2	Lakeland (Sheboygan)	W 95-85
F 9	Lakeland (Green Bay)	L 107-96
F 12	Lewis (De Pere)	W 86-84
F 16	UW-Milwaukee (Green Bay)	L 84-82
F 19	Loras (Dubuque, Iowa)	L 70-66
F 21	Dominican (Racine)	L 77-68

1966-67 (12-10, 5-3 Midlands)

Date	Opponent (Site)	Result
D 1	UW-Milwaukee (Green Bay)	W 91-76
D 3	Northland (De Pere)	W 117-74
D 14	Notre Dame (South Bend, Ind.)	L 97-72
D 17	St. Joseph's, Ind. ()	L 113-84
D 29	^^^Carthage (Appleton)	W 76-67
D 30	^^^North Park (Appleton)	L 72-59
J 4	UW-Oshkosh (Oshkosh)	L 98-86
J 7	Quincy (Romeoville, Ill.)	L 84-82
J 9	Lakeland (Green Bay)	W 83-82
J 11	Michigan Tech (Houghton, Mich.)	W 93-82
J 14	Lewis (Romeoville, Ill.)	L 90-85
J 18	Dominican (De Pere)	W 80-64
J 21	St. Ambrose (De Pere)	W 102-89
J 28	Loras (De Pere)	W 97-76
F 1	Lakeland (Sheboygan)	L 119-97
F 4	St. Ambrose (Davenport, Iowa)	W 101-96
F 5	Quincy (Quincy, Ill.)	W 79-73
F 9	Northern Michigan (Green Bay)	L 106-92
F 13	UW-Milwaukee (Milwaukee)	L 86-76
F 15	UW-Stevens Point (Green Bay)	W 100-96
F 18	Loras (Dubuque, Iowa)	L 71-67
F 25	Lewis (De Pere)	W 87-77

1967-68 (8-14, 2-6 Midlands)

Date	Opponent (Site)	Result
D 2	Northland (Ashland)	W 39-36
D 14	Notre Dame (South Bend, Ind.)	L 102-70
D 28	!!!Hiram Scott (St. Cloud, Minn.)	L 94-81
D 29	!!!Rockhurst (St. Cloud, Minn.)	L 122-71
D 30	!!!Central Missouri (St. Cloud, Minn.)	W 82-80
J 6	Quincy (De Pere)	L 86-85
J 9	Northern Michigan (Marquette, Mich.)	L 103-80
J 12	Lewis (De Pere)	L 85-76
J 13	St. Ambrose (De Pere)	W 120-105
J 16	Dominican (Racine)	W 86-80
J 20	St. Ambrose (Davenport, Iowa)	L 83-78
J 24	Lakeland (De Pere)	W 106-103
J 27	Loras (Dubuque, Iowa)	L 86-85 (OT)
F 3	Quincy (Romeoville, Ill.)	L 107-81
F 7	Michigan Tech (Green Bay)	W 94-78
F 10	UW-Milwaukee (De Pere)	W 110-94
F 12	Lakeland (Sheboygan)	L 109-78
F 14	UW-Stevens Point (Stevens Point)	L 91-84
F 17	Loras (De Pere)	W 90-72
F 24	Lewis (Romeoville, Ill.)	L 91-76
F 28	UW-Oshkosh (Green Bay)	L 115-104
M 2	UW-Milwaukee (Milwaukee)	L 95-91

1968-69 (14-12, 5-3 Midlands)

Date	Opponent (Site)	Result
N 30	Mount St. Paul (Waukesha)	W 131-117
D 2	Northland (De Pere)	W 98-78
D 9	Carthage (Kenosha)	L 118-94
D 12	UW-Milwaukee (Milwaukee)	L 83-80

ALL-TIME RESULTS

D 14	Dominican (Racine)	W 91-66
J 6	Northern Michigan (Green Bay)	L 105-94
J 9	UW-Milwaukee (Green Bay)	W 102-97
J 11	Quincy (Romeoville, Ill.)	L 103-99
J 13	Mount St. Paul (De Pere)	W 97-60
J 15	Michigan Tech (Houghton, Mich.)	W 87-85
J 18	St. Ambrose (De Pere)	W 92-91
J 22	UW-Stevens Point (De Pere)	L 85-75
J 24	St. Ambrose (Davenport, Iowa)	W 96-94 (OT)
J 25	Quincy (Quincy, Ill.)	L 109-84
J 27	Carthage (Green Bay)	W 108-88
J 29	Dominican (De Pere)	W 89-73
F 1	Lewis (Romeoville, Ill.)	L 91-78
F 3	Youngstown State (Youngstown, Ohio)	L 92-70
F 7	Lakeland (Green Bay)	L 94-92
F 11	UW-Oshkosh (Oshkosh)	L 88-77
F 15	Loras (Dubuque, Iowa)	W 85-75
F 20	Lakeland (Sheboygan)	L 113-105
F 22	Lewis (De Pere)	W 118-95
F 25	Carthage (Kenosha)	W 69-57
F 26	Loras (De Pere)	W 95-87
F 28	Lakeland (Sheboygan)	L 108-100

1969-70 (15-9, 3-5 Midlands)

Date	Opponent (Site)	Result
D 1	Northland (Ashland)	W 98-75
D 3	Mount St. Paul (De Pere)	W 113-86
D 8	Dominican (Racine)	W 75-71
D 10	UW-Green Bay (Green Bay)	W 70-63
D 13	Lakeland (Sheboygan)	W 109-99
J 5	UW-Milwaukee (Milwaukee)	L 96-59
J 8	Quincy (De Pere)	L 93-86
J 10	Loras (De Pere)	W 80-75
J 12	Northern Michigan (Marquette, Mich.)	L 98-86
J 14	Mount St. Paul (Waukesha)	W 79-77
J 19	Carthage (Kenosha)	L 87-79
J 21	UW-Stevens Point (Stevens Point)	L 78-76
J 26	UW-Green Bay (Green Bay)	W 80-70
J 28	Michigan Tech (De Pere)	W 117-81
J 31	Lewis (De Pere)	W 110-87
F 2	Lakeland (Green Bay)	W 112-97
F 7	Quincy (Romeoville, Ill.)	L 107-94
F 9	Dominican (De Pere)	W 103-78
F 11	UW-Oshkosh (Green Bay)	W 92-89
F 14	Loras (Dubuque, Iowa)	L 90-84
F 18	UW-Milwaukee (Green Bay)	W 77-75
F 20	St. Ambrose (Davenport, Iowa)	L 96-77
F 21	Lewis (Romeoville, Ill.)	W 91-72
F 28	St. Ambrose (De Pere)	L 77-76

1970-71 (5-18, 2-8 Midlands)

Date	Opponent (Site)	Result
D 1	Northland (De Pere)	W 113-73
D 7	UW-Green Bay (Green Bay)	L 94-77
D 9	Dominican (De Pere)	W 88-76
D 11	St. Ambrose (Davenport, Iowa)	L 99-92
D 14	Carthage (Green Bay)	L 92-91
J 6	UW-Milwaukee (Milwaukee)	L 79-75 (OT)
J 9	Michigan Tech (Houghton, Mich.)	L 101-98
J 13	Lakeland (Sheboygan)	L 110-92
J 16	St. Ambrose (De Pere)	L 82-72
J 22	Lewis (De Pere)	W 100-85
J 25	UW-Oshkosh (Oshkosh)	L 119-85
J 27	UW-Stevens Point (Green Bay)	L 82-79
J 30	Quincy (De Pere)	L 98-77

F 2	Loras (Dubuque, Iowa)	L 77-68
F 4	Northern Michigan (De Pere)	W 75-74
F 6	UW-Milwaukee (Green Bay)	L 71-67
F 11	UW-Green Bay (Green Bay)	L 92-62
F 13	MacMurray (De Pere)	W 101-83
F 16	Loras (De Pere)	L 87-81
F 19	Quincy (Quincy, Ill.)	L 95-92
F 20	MacMurray (Jacksonville, Ill.)	L 92-85
F 24	Lakeland (Green Bay)	L 90-83
F 27	Lewis (Romeoville, Ill.)	L 93-66

1971-72 (10-15, 4-6 Midlands)

Date	Opponent (Site)	Result
D 1	Northland (Ashland)	W 74-59
D 4	UW-Green Bay (Green Bay)	L 81-63
D 8	Dominican ()	L 83-68
D 14	Lakeland (De Pere)	W 92-90
D 29	!!!UW-Parkside (Green Bay)	W 81-65
D 30	!!!UW-Green Bay (Green Bay)	L 87-72
J 12	Carthage (Kenosha)	L 91-85
J 17	Loras (De Pere)	L 85-80
J 20	UW-Milwaukee (De Pere)	L 100-57
J 22	Lewis (Romeoville, Ill.)	L 101-77
	Michigan Tech ()	W 98-89
J 26	UW-Stevens Point (Stevens Point)	L 65-63
J 28	Quincy (Quincy, Ill.)	L 91-72
J 29	MacMurray (Jacksonville, Ill.)	L 90-78
	Northern Michigan (Marquette, Mich.)	L 103-81
F 4	Quincy (De Pere)	L 81-75
F 7	Dominican (De Pere)	L 77-75
F 11	Loras (Dubuque, Iowa)	L 94-80
F 12	St. Ambrose (Davenport, Iowa)	W 103-102
F 14	UW-Milwaukee (Milwaukee)	L 114-86
F 16	Lewis (De Pere)	W 85-80
F 19	MacMurray (De Pere)	W 97-81
F 23	UW-Green Bay (Green Bay)	L 71-60
F 26	St. Ambrose (De Pere)	W 130-129
F 29	Lakeland (Sheboygan)	W 98-95

1972-73 (10-15, 4-6 Midlands)

Date	Opponent (Site)	Result
D 1	Northland (De Pere)	W 113-79
D 4	Dominican (Racine)	W 76-71
D 6	UW-Green Bay (De Pere)	L 78-73
D 8	Michigan Tech (Houghton, Mich.)	W 79-77
D 11	Loyola (Chicago, Ill.)	L 91-79
D 18	Lakeland (De Pere)	L 90-85
D 28	!!!Benedictine, Kan. (Green Bay)	W 66-60
D 29	!!!UW-Green Bay (Green Bay)	L 81-64
J 18	UW-Oshkosh (De Pere)	L 87-76
J 23	Milton (De Pere)	W 85-76
J 26	St. Ambrose (Davenport, Iowa)	L 101-81
J 27	Loras (Dubuque, Iowa)	L 64-62
J 29	Northern Michigan (De Pere)	L 76-74
J 31	Lewis (De Pere)	W 97-94
F 2	Quincy (Quincy, Ill.)	L 102-72
F 3	MacMurray (Jacksonville, Ill.)	L 85-72
F 7	UW-Green Bay (Green Bay)	L 30-8
F 8	UW-Milwaukee (Milwaukee)	L 84-55
F 10	MacMurray (De Pere)	W 101-82
F 13	Lakeland (Sheboygan)	L 105-74
F 17	Quincy (De Pere)	W 75-68
F 20	Lewis (Romeoville, Ill.)	L 98-76
F 24	St. Ambrose (De Pere)	L 102-81
F 26	Carthage (Kenosha)	W 73-72
F 28	Loras (De Pere)	W 109-93

1973-74 (13-12, 6-4 Midlands)

Date	Opponent (Site)	Result
N 30	Carthage (De Pere)	W 97-79
D 1	Northland (Ashland)	W 85-77
D 4	UW-Oshkosh (Oshkosh)	W 87-67
D 6	Loyola (Chicago, Ill.)	L 95-77
D 8	Milton (Milton)	W 79-68
D 10	UW-Green Bay (Green Bay)	L 53-46
D 28	Cornell (De Pere)	W 90-68
D 29	Aurora (De Pere)	W 96-77
J 7	Lawrence (Appleton)	W 115-72
J 19	Lakeland (Sheboygan)	L 70-69
J 22	Lewis (De Pere)	L 103-101
J 25	Quincy (Quincy, Ill.)	W 80-79
J 26	MacMurray (Jacksonville, Ill.)	W 65-63
J 29	Michigan Tech (Houghton, Mich.)	L 80-79
F 1	Loras (Dubuque, Iowa)	L 98-93
F 2	St. Ambrose (Davenport, Iowa)	L 105-87
F 6	Lewis (Romeoville, Ill.)	W 85-68
F 9	Loras (De Pere)	W 97-92
F 12	Lakeland (De Pere)	W 82-77
F 16	MacMurray (De Pere)	W 85-68
F 19	Racine (De Pere)	L 94-78
F 22	Quincy (De Pere)	L 103-95
F 23	St. Ambrose (De Pere)	W 102-85
F 27	Northern Michigan (Marquette, Mich.)	L 92-85
F 28	Milton (Milton)	L 85-84

1974-75 (10-13)

Date	Opponent (Site)	Result
N 30	Northland (De Pere)	W 92-76
D 4	Mount Senario (De Pere)	W 92-69
D 10	Lawrence (De Pere)	W 81-73
D 12	UW-Green Bay (Green Bay)	L 77-66
J 3	+++UW-Oshkosh (Oshkosh)	L 100-82
J 4	+++Illinois-Chicago (Oshkosh)	W 84-73
J 7	Loyola (Chicago, Ill.)	L 95-49
J 11	Northland (Ashland)	W 65-55
J 14	Milton (Milton)	W 71-66
J 18	UW-Parkside (Kenosha)	L 96-54
J 20	Carthage (Kenosha)	L 87-70
J 22	Lakeland (De Pere)	L 78-77
J 25	UW-Stevens Point (De Pere)	W 86-85 (OT)
J 27	Loras (Dubuque, Iowa)	L 69-68
J 29	Milton (De Pere)	L 85-73
F 1	UW-Oshkosh (De Pere)	L 85-71
F 3	Northern Michigan (De Pere)	L 94-85
F 11	Lakeland (New Holstein)	L 102-96
F 15	Northeastern Illinois (De Pere)	W 88-83
F 19	Loras (De Pere)	W 87-73
F 22	Michigan Tech (Houghton, Mich.)	L 92-91
F 27	Carthage (Kenosha)	W 86-79
F 28	UW-Parkside (Kenosha)	L 76-67

ALL-TIME RESULTS

1975-76 (18-7)

Date	Opponent (Site)	Result
N 29	Loras (Dubuque, Iowa)	W 96-78
D 1	Northland (De Pere)	W 102-80
D	Carroll ()	W 103-85
D 5	!!UW-Whitewater (Whitewater)	W 95-89
D 6	!!St. Thomas (Whitewater)	W 66-58
D 9	UW-Parkside ()	L 75-70
D 11	UW-Milwaukee (Milwaukee)	L 79-77
D 13	Loyola (Chicago, Ill.)	W 80-71
J 2	@@Silver Lake (Milton)	W 103-97
J 3	@@Milton (Milton)	W 70-60
J 10	Northland (Ashland)	L 66-64
J 14	Milton (De Pere)	L 90-70
J 17	UW-Stevens Point (Stevens Point)	L 76-74
J 21	Silver Lake (De Pere)	W 110-83
J 24	Northeastern Illinois (Chicago, Ill.)	W 88-84
J 28	Milton (Milton)	W 76-74
J 31	Lakeland (Sheboygan)	W 91-88
F 2	Michigan Tech (De Pere)	W 82-63
F 4	Carthage (De Pere)	W 68-65
F 7	Mount Senario (Ladysmith)	W 108-66
F 11	Lakeland (De Pere)	W 84-77
F 14	Northern Michigan (Marquette, Mich.)	L 63-61
F 18	Loras (De Pere)	W 90-77
F 21	UW-Oshkosh (Oshkosh)	W 82-79
F 24	Carroll (De Pere)	L 92-90

1976-77 (10-14)

Date	Opponent (Site)	Result
N 27	Loyola (Chicago, Ill.)	L 91-66
N 29	Northland (Ashland)	W 86-68
D 1	UW-Oshkosh (De Pere)	W 80-72
D 3	Lawrence (Appleton)	W 76-56
D 4	Carroll (De Pere)	L 88-75
D 8	UW-Parkside (Kenosha)	L 106-65
D 11	Michigan Tech (Houghton, Mich.)	L 84-76
D 13	UW-Stevens Point (De Pere)	L 79-67
D 15	Lakeland (Sheboygan)	L 81-63
D 29	^^Hamline (Stevens Point)	L 54-47
D 30	^^Northland (Stevens Point)	W 98-69
J 12	Ripon (De Pere)	W 80-69
J 13	Milton (Milton)	W 58-55
J 15	Northeastern Illinois (De Pere)	W 96-90
J 17	Northland (De Pere)	W 75-65
J 19	Lawrence (De Pere)	L 69-57
J 26	Northern Michigan (De Pere)	L 82-70
J 29	Milton (De Pere)	L 74-73
F 2	Ripon (Ripon)	W 67-60
F 5	Mount Senario (De Pere)	W 95-53
F 9	Loras (Dubuque, Iowa)	L 96-77
F 12	Lakeland (De Pere)	L 67-57
F 15	Loras (De Pere)	L 102-68
F 22	Carroll (Waukesha)	L 94-82

1977-78 (5-19)

Date	Opponent (Site)	Result
N 28	UW-Oshkosh (Oshkosh)	L 87-70
D 1	Lawrence (De Pere)	L 97-92
D 5	Lakeland (Sheboygan)	L 87-71
D 7	Ripon (De Pere)	W 88-86
D 9	Michigan Tech (De Pere)	W 77-65
D 28	^^UW-Stevens Point (Stevens Point)	L 89-69
D 29	^^Concordia, Minn. (Stevens Point)	W 73-66

J 7	UW-Eau Claire (Eau Claire)	L 85-53
J 11	Lawrence (Appleton)	L 88-81
J 14	Northland (De Pere)	L 67-60
J 21	Milton (Milton)	L 82-60
J 23	Northern Michigan (Marquette, Mich.)	L 95-77
J 25	Ripon (Ripon)	L 85-71
J 28	Loras (De Pere)	L 74-72
J 30	Northeastern Illinois (Chicago, Ill.)	L 84-74
F 1	Milton (De Pere)	L 89-72
F 4	Loras (Dubuque, Iowa)	L 81-65
F 6	Carroll (Waukesha)	L 89-72
F 8	UW-Parkside (Kenosha)	L 106-59
F 11	Northland (Ashland)	L 90-62
F 12	Mount Senario (Ladysmith)	W 77-70
F 20	Northern Michigan (De Pere)	L 92-79
F 23	Lakeland (De Pere)	W 66-64
F 26	Illinois-Chicago (De Pere)	L 80-70

1978-79 (10-14)

Date	Opponent (Site)	Result
N 25	Northeastern Illinois (De Pere)	L 78-68
N 28	UW-Oshkosh (De Pere)	L 74-65
N 30	Lawrence (Appleton)	W 78-68
D 2	Mount Senario (De Pere)	W 77-60
D 6	Lakeland (Sheboygan)	L 71-62
D 9	Concordia, Wis. (De Pere)	W 58-46
D 11	Northern Michigan (Marquette, Mich.)	L 84-56
D 13	Ripon (Ripon)	L 71-70
J 15	Ripon (Ripon)	L 81-75
J 17	Illinois-Chicago (Chicago, Ill.)	L 84-65
J 19	Northland (De Pere)	W 67-62
J 22	Lawrence (De Pere)	W 65-49
J 25	Milton (Milton)	L 66-58
J 27	Loras (De Pere)	W 74-72
J 31	Lakeland (De Pere)	L 59-58
F 2	UW-Stevens Point (Stevens Point)	L 70-65
F 7	Carroll (De Pere)	W 75-70
F 9	UW-Parkside (De Pere)	L 55-40
F 12	Michigan Tech (Houghton, Mich.)	L 90-52
F 14	Milton (De Pere)	L 65-58
F 17	Loras (Dubuque, Iowa)	W 75-72
F 20	Edgewood (Madison)	W 84-62
F 24	Northland (Ashland)	W 73-56
F 27	Carroll (De Pere)	L 76-74

1979-80 (14-11)

Date	Opponent (Site)	Result
N 26	UW-Stevens Point (De Pere)	W 59-55
N 30	Northland (De Pere)	W 80-67
D 2	Loras (Dubuque, Iowa)	L 80-70
D 5	Milton (De Pere)	W 88-74
D 7	Lawrence (De Pere)	W 84-69
D 8	Ripon (Ripon)	W 73-65
D 10	Concordia, Wis. (Mequon)	W 69-66
D 12	MSOE (De Pere)	W 91-62
D 21	@Wartburg (Menomonie)	W 78-73
D 22	@UW-Stout (Menomonie)	L 75-64
J 18	Lawrence (Appleton)	L 61-57
J 21	Michigan Tech (De Pere)	L 73-66 (OT)
J 23	UW-Parkside (Kenosha)	L 71-55
J 26	Edgewood (De Pere)	W 93-58
J 28	UW-Oshkosh (Oshkosh)	L 84-83 (3 OT)
J 30	Ripon (Ripon)	L 77-68
F 1	Northland (Ashland)	W 61-38
F 2	Mount Senario (Ladysmith)	W 90-60

F 6	Lakeland (De Pere)	L 73-72
F 13	Loras (De Pere)	L 79-65
F 19	Lakeland (Sheboygan)	L 58-56
F 21	Northern Michigan (De Pere)	W 72-67
F 23	Milton (De Pere)	W 68-65
F 26	Lakeland (De Pere)	W 70-57
M 3	**UW-Eau Claire (Eau Claire)	L 67-42

1980-81 (16-11)

Date	Opponent (Site)	Result
N 21	%%UW-Eau Claire (Eau Claire)	L 88-59
N 22	%%Milton (Eau Claire)	W 64-56
N 25	Loras (Dubuque, Iowa)	L 67-62
N 29	UW-Oshkosh (De Pere)	W 74-66
D 1	UW-Stevens Point (Stevens Point)	W 50-46
D 5	^^^Lawrence (Appleton)	W 83-56
D 6	^^^Ripon (Appleton)	W 63-61
D 8	Northern Michigan (De Pere)	L 60-48
D 10	Lewis (Romeoville, Ill.)	L 59-43
D 19	Milton (De Pere)	L 66-63
D 20	MSOE (Milwaukee)	W 79-46
D 29	++Hillsdale (Hillsdale, Mich.)	L 59-45
D 30	++Illinois Tech (Hillsdale, Mich.)	W 59-58
J 5	UW-La Crosse (De Pere)	L 73-65
J 15	Concordia, Wis. (Mequon)	W 82-71
J 17	Northland (Ashland)	L 67-64
J 19	Michigan Tech (Houghton, Mich.)	L 75-48
J 24	Carroll (De Pere)	W 93-77
J 30	Northland (De Pere)	W 101-58
F 4	Lakeland (De Pere)	W 68-62
F 7	Concordia, Wis. (De Pere)	W 79-65
F 9	Loras (De Pere)	W 64-62
F 14	UW-Parkside (De Pere)	L 44-36
F 17	Lakeland (Sheboygan)	W 77-70
F 20	Viterbo (De Pere)	W 79-66
F 21	Milton (Milton)	W 61-53
F 24	Carroll (De Pere)	L 66-65

1981-82 (11-11)

Date	Opponent (Site)	Result
N 20	%%UW-Eau Claire (Eau Claire)	L 70-50
N 21	%%Milton (Eau Claire)	W 58-40
N 28	UW-La Crosse (La Crosse)	L 57-54
D 1	Lakeland (Sheboygan)	L 58-57
D 4	Loras (De Pere)	W 59-57
D 7	Ripon (De Pere)	W 67-63
D 9	Milton (De Pere)	W 68-48
D 12	UW-Milwaukee (Milwaukee)	L 77-66
D 23	UW-Stevens Point (Stevens Point)	L 55-41
J 4	%Carleton (De Pere)	W 87-57
J 5	%Northern Michigan (De Pere)	W 72-68
J 7	UW-Eau Claire (De Pere)	L 54-45
J 21	Lakeland (De Pere)	L 76-75
J 25	Concordia, Wis. (De Pere)	W 102-61
J 27	UW-Parkside (Kenosha)	L 62-58
J 29	Viterbo (La Crosse)	W 67-55
J 30	Loras (Dubuque, Iowa)	L 60-58
F 3	Milton (Milton)	L 54-50
F 6	Northern Michigan (Marquette, Mich.)	L 46-42
F 9	UW-Oshkosh (Oshkosh)	W 81-66
F 15	Michigan Tech (De Pere)	W 77-57
F 17	Concordia, Wis. (Mequon)	W 62-37

ALL-TIME RESULTS

1982-83 (16-6)

Date	Opponent (Site)	Result
N 30	UW-Stevens Point (Stevens Point)	L 68-56
D 2	UW-Oshkosh (De Pere)	W 82-58
D 4	Ripon (Ripon)	W 79-62
D 10	##Wheaton (Wheaton, Ill.)	W 78-57
D 11	##North Central (Wheaton, Ill.)	W 52-49
D 18	Benedictine, Ill. (Lisle, Ill.)	W 64-59
J 3	%St. Scholastica (De Pere)	W 78-54
J 4	%UW-Parkside (De Pere)	W 76-66
J 7	Loras (De Pere)	W 79-66
J 10	UW-Milwaukee (De Pere)	L 66-59
J 14	Viterbo (De Pere)	W 98-69
J 17	UW-Parkside (Kenosha)	W 65-57
J 21	Coe (De Pere)	W 86-64
J 22	Cardinal Stritch (Milwaukee)	W 120-75
J 24	Michigan Tech (Houghton, Mich.)	W 76-60
J 27	Lakeland (De Pere)	W 71-62
J 29	MSOE (De Pere)	W 91-68
F 5	UW-La Crosse (De Pere)	L 68-66
F 12	Loras (Dubuque, Iowa)	L 82-69
F 15	Lakeland (Sheboygan)	W 92-69
F 19	UW-Stevens Point (De Pere)	L 78-51
F 23	Northern Michigan (De Pere)	L 59-58

1983-84 (21-4, 13-1)

Date	Opponent (Site)	Result
D 2	Lawrence (De Pere)	W 80-44
D 9	Benedictine, Ill. (De Pere)	W 89-62
D 10	UW-Milwaukee (Milwaukee)	W 71-52
D 17	Lake Superior State (De Pere)	W 86-64
D 20	UW-La Crosse (La Crosse)	W 74-61
D 22	Lewis (Romeoville, Ill.)	L 54-43
J 2	%Concordia, Wis. (De Pere)	W 94-48
J 3	%UW-Oshkosh (De Pere)	W 71-56
J 7	Northern Michigan (Marquette, Mich.)	L 88-86
J 14	Beloit (De Pere)	L 55-54
J 20	Monmouth (De Pere)	W 87-66
J 21	Cornell (De Pere)	W 97-53
J 27	Grinnell (Grinnell, Iowa)	W 81-53
J 28	Coe (Cedar Rapids, Iowa)	W 63-51
F 1	Ripon (Ripon)	W 81-74
F 4	Lake Forest (De Pere)	W 80-72
F 7	Lawrence (Appleton)	W 66-40
F 11	Beloit (Beloit)	W 73-72 (2 OT)
F 15	Ripon (De Pere)	W 89-51
F 17	Chicago (De Pere)	W 89-58
F 18	Lake Forest (Lake Forest, Ill.)	W 92-80
F 22	Chicago (Chicago, Ill.)	W 57-50
F 25	\$\$Cornell (Mount Vernon, Iowa)	W 92-80
M 2	\$\$North Central (Whitewater)	W 69-56
M 3	\$\$UW-Whitewater (Whitewater)	L 87-84 (3 OT)

1984-85 (14-8, 9-5)

Date	Opponent (Site)	Result
N 27	UW-Milwaukee (De Pere)	W 73-68
N 30	Lewis (De Pere)	L 53-33
D 1	MSOE (De Pere)	W 104-49
D 4	UW-Oshkosh (Oshkosh)	W 97-95 (OT)
D 8	Northern Michigan (De Pere)	L 83-75
D 11	Lawrence (Appleton)	W 61-60
D 15	Lake Superior State (Sault Ste. Marie, Mich.)	W 69-67
J 5	Chicago (Chicago, Ill.)	W 65-61 (OT)
J 7	%Roosevelt (De Pere)	W 80-52

J 8	%Carroll (De Pere)	L 56-55
J 11	Ripon (De Pere)	W 71-69
J 15	Beloit (Beloit)	L 66-56
J 18	Coe (De Pere)	W 87-70
J 19	Grinnell (De Pere)	W 65-50
J 25	Cornell (Mount Vernon, Iowa)	L 85-78
J 26	Monmouth (Monmouth, Ill.)	L 53-52
F 2	Beloit (De Pere)	W 49-48
F 6	Ripon (Ripon)	L 72-70 (2 OT)
F 9	Lake Forest (Lake Forest, Ill.)	W 73-64
F 12	Lawrence (De Pere)	W 69-49
F 15	Lake Forest (De Pere)	W 77-62
F 16	Chicago (De Pere)	L 66-53

1985-86 (15-7, 11-3)

Date	Opponent (Site)	Result
N 22	^^St. Thomas Aquinas (Stevens Point)	L 64-48
N 23	^^UW-Milwaukee (Stevens Point)	W 60-59
N 30	MSOE (Milwaukee)	W 104-69
D 3	UW-Oshkosh (De Pere)	W 93-82
D 7	Lawrence (De Pere)	W 75-58
D 11	Ripon (Ripon)	W 66-63
D 14	UW-Milwaukee (Milwaukee)	W 81-63
D 30	UW-Parkside (De Pere)	L 58-49
J 6	%Benedictine, Ill. (De Pere)	W 87-72
J 7	%UW-Stout (De Pere)	L 66-59
J 11	Beloit (De Pere)	L 61-53
J 17	Chicago (De Pere)	W 51-46
J 18	Lake Forest (De Pere)	W 78-61
J 24	Knox (Galesburg, Ill.)	L 67-64
J 25	Illinois College (Jacksonville, Ill.)	W 76-61
J 31	Cornell (De Pere)	W 79-70 (OT)
F 1	Monmouth (De Pere)	W 83-78
F 4	Lake Forest (Lake Forest, Ill.)	W 67-53
F 8	Chicago (Chicago, Ill.)	W 67-65
F 12	Ripon (De Pere)	L 72-62
F 15	Beloit (Beloit)	W 74-64

1986-87 (14-8, 11-3)

Date	Opponent (Site)	Result
N 22	Mount Senario (De Pere)	W 47-39
N 29	MSOE (De Pere)	W 107-61
D 2	UW-Oshkosh (Oshkosh)	L 88-65
D 6	UW-Parkside (Kenosha)	L 73-65
D 9	Michigan Tech (De Pere)	L 62-45
D 13	UW-Milwaukee (De Pere)	L 61-52
J 3	Ripon (De Pere)	L 80-78 (2 OT)
J 5	%Carroll (De Pere)	W 77-59
J 6	%UW-Stevens Point (De Pere)	L 67-46
J 10	Chicago (Chicago, Ill.)	W 38-41 (fft.)
J 13	Beloit (Beloit)	L 47-46
J 17	Lake Forest (Lake Forest, Ill.)	W 81-58
J 20	Lawrence (Appleton)	L 57-56
J 23	Illinois College (De Pere)	W 98-79
J 24	Knox (De Pere)	W 89-59
J 30	Monmouth (Monmouth, Ill.)	W 78-74
J 31	Cornell (Mount Vernon, Iowa)	W 65-62
F 7	Beloit (De Pere)	W 86-82 (OT)
F 14	Ripon (Ripon)	W 70-69
F 20	Lake Forest (De Pere)	W 73-63
F 21	Chicago (De Pere)	W 73-62
F 24	Lawrence (De Pere)	W 66-54

1987-88 (10-12, 7-5)

Date	Opponent (Site)	Result
N 24	Mount Senario (Ladysmith)	L 86-75
N 28	UW-Stevens Point (De Pere)	L 64-56
D 1	UW-Oshkosh (De Pere)	L 77-66
D 5	UW-Parkside (De Pere)	L 74-66
D 9	Ripon (Ripon)	L 88-62
D 12	Michigan Tech (Houghton, Mich.)	L 79-73
D 28	!New York Univ. (New York, N.Y.)	L 65-63
D 29	!Tufts (New York, N.Y.)	W 92-90 (OT)
J 4	%MSOE (De Pere)	W 94-59
J 5	%Benedictine, Ill. (De Pere)	W 91-74
J 12	Lawrence (Appleton)	W 60-59
J 16	Beloit (De Pere)	W 84-71
J 22	Illinois College (Jacksonville, Ill.)	L 83-74
J 23	Knox (Galesburg, Ill.)	L 99-79
J 29	Grinnell (De Pere)	W 76-62
J 30	Coe (De Pere)	L 75-72
F 3	Ripon (De Pere)	W 65-63
F 5	UW-Milwaukee (Milwaukee)	L 96-60
F 6	Lake Forest (De Pere)	W 96-72
F 13	Beloit (Beloit)	W 64-60
F 20	Lake Forest (Lake Forest, Ill.)	L 90-85
F 23	Lawrence (De Pere)	W 87-77

1988-89 (12-10, 7-5)

Date	Opponent (Site)	Result
N 18	Marian (Fond du Lac)	L 63-62
N 19	MSOE (De Pere)	W 86-70
N 22	UW-Stevens Point (Stevens Point)	L 69-56
N 29	UW-Oshkosh (Oshkosh)	L 87-85
D 3	Lawrence (De Pere)	L 79-71
D 7	UW-Parkside (De Pere)	L 74-71
D 10	Ripon (De Pere)	L 70-67
D 17	Mount Senario (De Pere)	L 67-54
J 2	%Edgewood (De Pere)	W 86-73
J 3	%Mount Senario (De Pere)	W 76-70
J 10	Lawrence (Appleton)	W 71-70
J 14	Beloit (De Pere)	L 77-70
J 20	Knox (De Pere)	W 91-79
J 21	Illinois College (De Pere)	W 83-56
J 27	Coe (Cedar Rapids, Iowa)	W 72-69
J 28	Grinnell (Grinnell, Iowa)	W 77-74
F 3	UW-Milwaukee (De Pere)	L 85-83
F 4	Lake Forest (Lake Forest, Ill.)	W 79-65
F 11	Beloit (Beloit)	L 66-64
F 13	Michigan Tech (De Pere)	W 79-69
F 17	Lake Forest (De Pere)	W 94-76
F 22	Ripon (Ripon)	L 82-80 (OT)

1989-90 (11-11, 7-5)

Date	Opponent (Site)	Result
N 21	UW-Stevens Point (De Pere)	L 63-56
N 25	MSOE (Milwaukee)	W 62-49
N 28	UW-Oshkosh (De Pere)	L 67-58
D 2	Lawrence (Appleton)	W 75-74
D 7	UW-Parkside (Kenosha)	L 94-81
D 9	Ripon (Ripon)	L 80-65
D 15	Marian (De Pere)	W 79-71
D 18	Michigan Tech (Houghton, Mich.)	L 76-74 (OT)
J 6	UW-Stout (Menomonie)	L 86-75
J 9	Lawrence (De Pere)	W 84-57
J 13	Beloit (De Pere)	L 63-62
J 15	Edgewood (De Pere)	W 76-65
J 19	Illinois College (Jacksonville, Ill.)	W 94-79
J 20	Knox (Galesburg, Ill.)	L 87-75
J 26	Grinnell (De Pere)	W 80-63
J 27	Coe (De Pere)	W 79-54
F 3	Lake Forest (Lake Forest, Ill.)	L 85-68
F 6	Carroll (De Pere)	W 91-89
F 10	Beloit (Beloit)	W 100-99 (3 OT)
F 12	Mount Senario (Ladysmith)	L 82-69
F 17	Lake Forest (De Pere)	W 90-76
F 21	Ripon (De Pere)	W 70-59

ALL-TIME RESULTS

1990-91 (8-14, 6-6)

Date	Opponent (Site)	Result
N 16	##Geneva (Wheaton, Ill.)	L 83-81
N 17	##Wheaton (Wheaton, Ill.)	L 85-79
N 23	^^Moorhead State (Stevens Point)	L 89-57
N 24	^^Edgewood (Stevens Point)	L 60-58
N 27	UW-Oshkosh (Oshkosh)	L 73-56
D 4	Carroll (Waukesha)	L 95-69
D 8	St. Thomas (De Pere)	L 80-59
D 11	Edgewood (Madison)	L 70-66
D 13	Michigan Tech (De Pere)	W 73-71 (OT)
J 8	Lawrence (Appleton)	W 63-58
J 12	Beloit (De Pere)	W 80-72
J 14	Ripon (De Pere)	L 63-59
J 18	Illinois College (De Pere)	W 73-64
J 19	Knox (De Pere)	W 90-77
J 22	Marian (Fond du Lac)	W 79-77 (OT)
J 25	Grinnell (Grinnell, Iowa)	W 103-98
J 26	Coe (Cedar Rapids, Iowa)	L 91-54
F 1	Lawrence (De Pere)	W 75-66
F 2	Lake Forest (Lake Forest, Ill.)	L 87-66
F 9	Beloit (Beloit)	L 75-61
F 15	Lake Forest (De Pere)	L 89-75
F 18	Ripon (Ripon)	L 73-53

1991-92 (4-18, 1-11)

Date	Opponent (Site)	Result
N 23	Edgewood (Green Bay)	L 74-65
N 26	UW-Stevens Point (Stevens Point)	L 83-52
N 30	Carroll (De Pere)	W 66-65
D 3	UW-Oshkosh (De Pere)	W 74-73
D 6	Eureka (Eureka, Ill.)	L 62-59
D 7	Wheaton (Wheaton, Ill.)	L 58-43
D 10	Edgewood (De Pere)	W 62-57
D 13	Concordia-St. Paul (St. Paul, Minn.)	L 67-60
D 14	St. Thomas (St. Paul, Minn.)	L 61-48
J 7	Marian (De Pere)	L 75-69
J 11	Beloit (De Pere)	L 63-62
J 13	Ripon (Ripon)	L 80-67
J 17	Coe (Cedar Rapids, Iowa)	L 85-67
J 18	Grinnell (Grinnell, Iowa)	L 67-55
J 24	Cornell (De Pere)	L 70-39
J 25	Monmouth (De Pere)	L 88-78
J 31	Lawrence (Appleton)	L 77-63
F 8	Beloit (Beloit)	L 78-55
F 11	Lawrence (De Pere)	W 65-50
F 15	Lake Forest (Lake Forest, Ill.)	L 82-62
F 19	Ripon (De Pere)	L 69-57
F 22	Lake Forest (De Pere)	L 84-79

1992-93 (9-13, 5-9)

Date	Opponent (Site)	Result
N 20	%Buffalo State (Buffalo, N.Y.)	W 60-55
N 21	%Michigan-Dearborn (Buffalo, N.Y.)	W 74-66
N 24	UW-Stevens Point (De Pere)	L 76-40
D 1	UW-Oshkosh (Oshkosh)	L 99-71
D 5	Wheaton (De Pere)	W 76-73
D 8	Edgewood (Madison)	W 67-57
J 5	Marian (Fond du Lac)	L 67-50
J 15	Lake Forest (De Pere)	W 88-70
J 18	Beloit (De Pere)	L 80-67
J 22	Grinnell (De Pere)	W 61-48
J 23	Coe (De Pere)	W 92-80
J 26	Carroll (Waukesha)	L 99-89 (2 OT)
J 29	Monmouth (Monmouth, Ill.)	L 88-67
J 30	Cornell (Mount Vernon, Ill.)	L 56-47

F 3	Lawrence (Appleton)	L 70-55
F 6	Lake Forest (Lake Forest, Ill.)	W 63-62
F 8	Eureka (De Pere)	L 66-44
F 10	Ripon (De Pere)	L 68-53
F 13	Carroll (De Pere)	W 72-57
F 16	Lawrence (De Pere)	L 76-59
F 20	Beloit (Beloit)	L 70-61
F 22	Ripon (Ripon)	L 62-54

1993-94 (14-9, 10-4)

Date	Opponent (Site)	Result
N 22	Lakeland (De Pere)	W 74-71
D 1	Lawrence (Appleton)	W 73-52
D 4	Beloit (De Pere)	W 73-54
D 7	Trinity International (Deerfield, Ill.)	W 66-63
D 11	Carroll (De Pere)	W 86-66
J 2	Edgewood (Madison)	L 57-55
J 5	#Cabrine (Dubuque, Iowa)	L 71-66
J 6	#St. Xavier (Dubuque, Iowa)	L 65-53
J 7	#Dominican (Dubuque, Iowa)	L 77-57
J 12	Ripon (Ripon)	L 67-49
J 15	Lake Forest (Lake Forest, Ill.)	W 66-63
J 19	Northwestern, Wis. (De Pere)	W 67-50
J 22	Knox (Galesburg, Ill.)	W 74-46
J 23	Illinois College (Jacksonville, Ill.)	W 77-76
J 29	Monmouth (De Pere)	W 99-90
J 30	Cornell (De Pere)	L 71-63
F 2	Lake Forest (De Pere)	W 75-67
F 6	Carroll (Waukesha)	W 59-55
F 9	Ripon (De Pere)	L 76-67
F 12	Barat (De Pere)	W 88-66
F 15	Lawrence (De Pere)	W 79-57
F 19	Beloit (Beloit)	L 90-80
F 25	\$Cornell (Mount Vernon, Iowa)	L 69-58

1994-95 (12-10, 7-7)

Date	Opponent (Site)	Result
N 19	Northwestern, Wis. (Watertown)	W 76-66
N 28	Lakeland (Sheboygan)	L 76-59
D 3	Lake Forest (De Pere)	W 64-53
D 5	Northland Baptist (De Pere)	W 87-63
D 7	Trinity International (De Pere)	W 70-62
J 3	%Wisconsin Lutheran (De Pere)	L 80-77 (2 OT)
J 4	%UW-La Crosse (De Pere)	L 73-55
J 7	Concordia, Ill. (De Pere)	W 66-60
J 11	Ripon (Ripon)	L 58-54
J 14	Beloit (Beloit)	W 66-55 (OT)
J 17	Carroll (De Pere)	W 79-68 (OT)
J 20	Illinois College (De Pere)	W 87-65
J 21	Knox (De Pere)	L 75-63
J 24	Barat (Lake Forest, Ill.)	W 68-52
J 27	Cornell (Mount Vernon, Iowa)	W 69-55
J 28	Monmouth (Monmouth, Ill.)	L 81-66
F 1	Lawrence (De Pere)	W 78-65
F 4	Lake Forest (Lake Forest, Ill.)	L 72-59
F 8	Ripon (De Pere)	W 63-62
F 11	Beloit (De Pere)	L 70-60
F 15	Carroll (Waukesha)	L 59-41
F 18	Lawrence (Appleton)	L 58-56 (2 OT)

1995-96 (8-14, 2-12)

Date	Opponent (Site)	Result
N 25	MSOE (De Pere)	W 86-60
N 29	Wisconsin Lutheran (Milwaukee)	L 72-52
D 4	Concordia, Wis. (Mequon)	L 62-57
D 7	Northland Baptist (De Pere)	W 61-53
D 9	Judson (Elgin, Ill.)	W 61-42

J 2	%UW-La Crosse (De Pere)	W 47-43
J 4	%Edgewood (De Pere)	W 58-56
J 6	Concordia, Ill. (River Forest, Ill.)	L 46-43
J 10	Ripon (De Pere)	L 61-44
J 13	Beloit (De Pere)	L 66-62
J 16	Carroll (Waukesha)	L 57-54
J 19	Illinois College (Jacksonville, Ill.)	L 54-51
J 20	Knox (Galesburg, Ill.)	W 73-69
J 23	Lake Forest (Lake Forest, Ill.)	L 51-33
J 26	Grinnell (De Pere)	L 81-62
J 27	Coe (De Pere)	L 56-45
J 31	Lawrence (Appleton)	L 74-58
F 3	Lake Forest (De Pere)	L 48-43
F 7	Ripon (Ripon)	L 72-53
F 10	Beloit (Beloit)	W 72-66
F 14	Carroll (De Pere)	L 59-57
F 17	Lawrence (De Pere)	L 80-77 (2 OT)

1996-97 (11-11, 6-8)

Date	Opponent (Site)	Result
N 23	Edgewood (Madison)	W 53-46
N 26	Wisconsin Lutheran (De Pere)	L 64-56
N 30	MSOE (Milwaukee)	W 72-58
D 2	Northland Baptist (De Pere)	W 92-61
D 7	Judson (De Pere)	W 92-47
D 30	UW-Oshkosh (Oshkosh)	L 67-59
J 4	Carthage (Kenosha)	L 62-46
J 7	Concordia, Wis. (De Pere)	W 83-63
J 11	Beloit (Beloit)	W 57-55
J 14	Carroll (De Pere)	W 61-56
J 17	Knox (De Pere)	W 90-82 (2 OT)
J 18	Illinois College (De Pere)	W 56-47
J 24	Coe (Cedar Rapids, Iowa)	L 63-60 (OT)
J 25	Grinnell (Grinnell, Iowa)	L 94-77
J 29	Lake Forest (Lake Forest, Ill.)	L 71-50
F 1	Lawrence (De Pere)	L 58-46
F 5	Ripon (De Pere)	L 76-47
F 8	Beloit (De Pere)	W 61-60
F 12	Carroll (Waukesha)	L 63-57
F 15	Lake Forest (De Pere)	W 66-56
F 19	Lawrence (Appleton)	L 51-47 (OT)
F 22	Ripon (Ripon)	L 66-62

1997-98 (11-11, 5-8)

Date	Opponent (Site)	Result
N 21	#Cabrine (Dubuque, Iowa)	W 59-57
N 22	#Loras (Dubuque, Iowa)	W 75-67 (OT)
N 23	#Siena Heights (Dubuque, Iowa)	L 84-75
N 26	Edgewood (De Pere)	L 71-58
D 1	Concordia, Wis. (Mequon)	L 67-65
D 5	Illinois College (De Pere)	W 65-54
D 6	Knox (De Pere)	L 61-58
D 9	Carthage (De Pere)	W 70-66
J 4	+Edward Waters (St. Augustine, Fla.)	W 57-56
J 5	+Flagler (St. Augustine, Fla.)	W 74-64
J 13	Northland Baptist (De Pere)	W 71-56
J 17	Beloit (Beloit)	W 82-41
J 21	Carroll (Waukesha)	W 84-77
J 24	Ripon (De Pere)	L 68-66
J 28	Lawrence (Appleton)	L 76-73
J 31	Lake Forest (De Pere)	W 65-45
F 6	Monmouth (Monmouth, Ill.)	L 78-58
F 7	Grinnell (Grinnell, Iowa)	L 85-72
F 11	Carroll (De Pere)	L 80-70
F 14	Ripon (Ripon)	L 56-46
F 18	Lawrence (De Pere)	L 65-62
F 21	Beloit (De Pere)	W 81-39

ALL-TIME RESULTS

1998-99 (17-7, 12-4)

Date	Opponent (Site)	Result
N 20	#Cabrini (Dubuque, Iowa)	W 81-63
N 21	#Loras (Dubuque, Iowa)	W 66-62
N 22	#Siena Heights (Dubuque, Iowa)	L 65-60 (OT)
N 25	MSOE (De Pere)	W 78-52
D 2	Ripon (De Pere)	L 66-64
D 5	Carroll (Waukesha)	W 88-82 (OT)
D 31	Edgewood (Madison)	L 52-50
J 6	Lawrence (De Pere)	W 85-51
J 9	Carroll (De Pere)	W 63-60
J 12	Beloit (Beloit)	W 95-63
J 15	Lake Forest (De Pere)	W 72-56
J 16	Monmouth (De Pere)	W 88-69
J 22	Grinnell (Grinnell, Iowa)	W 130-123
J 26	Lake Forest (Lake Forest, Ill.)	W 59-45
J 29	Grinnell (De Pere)	W 119-95
J 30	Illinois College (De Pere)	W 94-56
F 2	Ripon (Ripon)	L 67-60
F 5	Monmouth (Monmouth, Ill.)	L 88-77
F 6	Knox (Galesburg, Ill.)	W 90-58
F 9	Northland Baptist (De Pere)	W 77-62
F 13	Beloit (De Pere)	W 78-49
F 17	Lawrence (Appleton)	L 51-48
F 26	\$Illinois College (Ripon)	W 78-48
F 27	\$Ripon (Ripon)	L 71-58

1999-2000 (9-13, 8-8)

Date	Opponent (Site)	Result
N 19	#Loras (Dubuque, Iowa)	L 79-70
N 20	#Maryville, Mo. (Dubuque, Iowa)	L 66-54
N 21	#Caldwell, N.J. (Dubuque, Iowa)	L 56-50
N 27	Elmhurst (Elmhurst, Ill.)	L 63-51
D 1	Ripon (Ripon)	W 73-67
D 4	Carroll (De Pere)	W 75-63
D 8	MSOE (Milwaukee)	W 84-57
D 17	Benedictine, Ill. (Lisle, Ill.)	L 78-69
J 5	Lawrence (Appleton)	L 64-57
J 8	Carroll (Waukesha)	L 70-56
J 11	Beloit (Green Bay)	W 66-56
J 14	Lake Forest (Lake Forest, Ill.)	L 53-42
J 15	Monmouth (Monmouth, Ill.)	L 68-65
J 21	Grinnell (De Pere)	W 87-79
J 25	Lake Forest (De Pere)	L 58-52
J 28	Grinnell (Grinnell, Iowa)	W 137-126
F 1	Ripon (De Pere)	L 58-54
F 4	Monmouth (De Pere)	W 80-75 (OT)
F 5	Knox (De Pere)	W 72-70
F 12	Beloit (Beloit)	W 54-47
F 16	Lawrence (De Pere)	L 64-52
F 19	Illinois College (Jacksonville, Ill.)	L 63-49

2000-01 (11-11, 9-7)

Date	Opponent (Site)	Result
N 17	#Benedictine, Ill. (Dubuque, Iowa)	L 65-58
N 18	#St. Scholastica (Dubuque, Iowa)	W 90-56
N 19	#Edgewood (Dubuque, Iowa)	W 61-60
N 29	UW-Oshkosh (Oshkosh)	L 74-69
D 4	Elmhurst (De Pere)	L 78-76 (OT)
D 6	Lawrence (Appleton)	W 64-59
D 9	Beloit (Beloit)	L 73-66

J 3	Benedictine, Ill. (Lisle, Ill.)	L 70-60
J 6	Carroll (De Pere)	W 71-59
J 9	Ripon (De Pere)	L 68-65
J 12	Knox (De Pere)	W 65-50
J 13	Illinois College (De Pere)	W 73-52
J 19	Lake Forest (Lake Forest, Ill.)	L 56-51
J 20	Grinnell (Grinnell, Iowa)	L 119-104
J 26	Monmouth (De Pere)	W 66-51
J 27	Lake Forest (De Pere)	L 57-54
F 2	Illinois College (Jacksonville, Ill.)	L 80-71 (2 OT)
F 3	Knox (Galesburg, Ill.)	W 60-57
F 7	Ripon (Ripon)	W 74-70
F 10	Lawrence (De Pere)	W 67-63
F 13	Beloit (De Pere)	W 81-79 (OT)
F 17	Carroll (Waukesha)	L 87-72

2001-02 (21-5, 16-0)

Date	Opponent (Site)	Result
N 16	#Cabrini (Dubuque, Iowa)	L 63-60
N 17	#St. Thomas Aquinas (Dubuque, Iowa)	W 77-60
N 18	#Edgewood (Dubuque, Iowa)	W 69-64
N 28	UW-Oshkosh (De Pere)	L 81-66
D 4	Elmhurst (Elmhurst, Ill.)	W 59-53
D 8	Carroll (Waukesha)	W 77-59
D 29	^Hanover (Westerville, Ohio)	W 56-53
D 30	^Otterbein (Westerville, Ohio)	L 74-70
J 5	Beloit (Beloit)	W 83-74
J 8	Lawrence (De Pere)	W 62-52
J 11	Knox (Galesburg, Ill.)	W 71-64
J 12	Illinois College (Jacksonville, Ill.)	W 68-55
J 15	Ripon (De Pere)	W 71-66
J 18	Lake Forest (De Pere)	W 63-55
J 19	Grinnell (De Pere)	W 117-94
J 25	Monmouth (Monmouth, Ill.)	W 71-62
J 26	Lake Forest (Lake Forest, Ill.)	W 83-74
J 29	Lawrence (Appleton)	W 71-56
F 1	Illinois College (De Pere)	W 66-44
F 2	Knox (De Pere)	W 81-55
F 6	Carroll (De Pere)	W 76-58
F 13	Ripon (Ripon)	W 74-53
F 16	Beloit (De Pere)	W 75-66
F 22	\$Grinnell (De Pere)	W 125-114
F 23	\$Ripon (De Pere)	L 54-45
F 28	\$\$Hope (De Pere)	L 54-53

2002-03 (12-11, 9-7 MWC)

Date	Opponent (Site)	Result
N 22	UW-Parkside (Kenosha)	W 76-74
N 26	UW-Oshkosh (Oshkosh)	L 94-53
N 29	###Wittenberg (Franklin, Ind.)	L 74-58
N 30	###Aurora (Franklin, Ind.)	L 67-63
D 4	Elmhurst (De Pere)	W 55-53
D 7	Carroll (De Pere)	W 81-69
D 14	Northern Michigan (Marquette, Mich.)	L 91-79
D 30	Concordia, Wis. (De Pere)	W 83-72
J 8	Ripon (Ripon)	L 67-54
J 11	Beloit (De Pere)	L 73-71
J 14	Lawrence (Appleton)	L 57-54
J 17	Monmouth (De Pere)	W 69-49
J 18	Grinnell (De Pere)	L 124-114
J 24	Knox (Galesburg, Ill.)	W 73-67

J 25	Illinois College (Jacksonville, Ill.)	W 82-78
J 31	Lake Forest (De Pere)	W 71-69
F 1	Knox (De Pere)	L 69-67
F 4	Beloit (Beloit)	W 88-68
F 7	Grinnell (Grinnell, Iowa)	L 118-106
F 8	Monmouth (Monmouth, Ill.)	W 66-49
F 12	Ripon (De Pere)	L 68-67
F 19	Carroll (Waukesha)	W 73-58
F 22	Lawrence (De Pere)	W 72-64

2003-04 (12-11, 9-7 MWC)

Date	Opponent (Site)	Result
N 21	UW-Parkside (De Pere)	L 73-66
N 25	UW-Oshkosh (De Pere)	L 73-65
D 3	Concordia, Wis. (Mequon)	L 57-56
D 6	Carroll (Waukesha)	W 79-67
D 13	Chicago (De Pere)	W 77-69
D 18	Northern Michigan (De Pere)	L 81-79 (OT)
D 27	@@@Buffalo State (Marietta, Ohio)	W 72-57
D 28	@@@Marietta (Marietta, Ohio)	W 82-73
J 10	Beloit (Beloit)	W 73-71 (OT)
J 13	Lawrence (De Pere)	L 74-65
J 16	Monmouth (Monmouth, Ill.)	W 84-79
J 17	Grinnell (Grinnell, Iowa)	L 114-111
J 20	Ripon (De Pere)	W 76-75
J 23	Knox (De Pere)	W 74-52
J 24	Illinois College (De Pere)	W 85-64
J 30	Lake Forest (Lake Forest, Ill.)	L 56-53
J 31	Knox (Galesburg, Ill.)	W 89-84 (OT)
F 3	Lawrence (Appleton)	L 85-50
F 6	Grinnell (De Pere)	W 114-113
F 7	Monmouth (De Pere)	W 73-65
F 11	Beloit (De Pere)	L 72-71
F 18	Carroll (De Pere)	L 73-70
F 21	Ripon (Ripon)	L 97-92

2004-05 (8-15, 5-11 MWC)

Date	Opponent (Site)	Result
N 24	UW-Oshkosh (Oshkosh)	L 65-51
N 27	North Park (Chicago, Ill.)	W 74-59
D 4	Beloit (De Pere)	W 69-64
D 11	Chicago (Chicago, Ill.)	W 62-48
D 18	Northern Michigan (Marquette, Mich.)	L 69-67
D 20	UW-Stout (De Pere)	L 79-75
D 29	+++Transylvania (Wooster, Ohio)	L 68-50
D 30	+++Washington & Jefferson (Wooster, Ohio)	W 79-60
J 4	Ripon (Ripon)	L 75-64
J 8	Carroll (De Pere)	L 78-67
J 11	Lawrence (Appleton)	W 84-76
J 14	Lake Forest (De Pere)	W 71-51
J 15	Illinois College (De Pere)	L 63-61
J 21	Monmouth (Monmouth, Ill.)	L 74-68
J 22	Grinnell (Grinnell, Iowa)	W 130-121
J 28	Knox (De Pere)	L 79-76
J 29	Monmouth (De Pere)	L 91-83 (OT)
F 1	Beloit (Beloit)	W 77-59
F 4	Illinois College (Jacksonville, Ill.)	L 72-62
F 5	Lake Forest (Lake Forest, Ill.)	L 61-60
F 9	Carroll (Waukesha)	L 75-64
F 12	Lawrence (De Pere)	L 72-48
F 16	Ripon (De Pere)	L 72-67

ALL-TIME RESULTS

2005-06 (7-16, 5-11 MWC)

Date	Opponent (Site)	Result
N 22	Elmhurst (Elmhurst, Ill.)	L 87-56
N 26	North Park (De Pere)	W 70-55
D 2	Lake Forest (Lake Forest, Ill.)	L 66-49
D 3	Illinois College (Jacksonville, Ill.)	L 69-65
D 7	UW-Oshkosh (De Pere)	L 57-52
D 17	Northern Michigan (De Pere)	L 75-60
D 19	UW-Stout (Menomonie)	L 59-58
D 29	~Wittenberg (Springfield, Ohio)	L 60-36
D 30	~Olivet (Springfield, Ohio)	W 70-63
J 7	Carroll (De Pere)	L 74-64
J 10	Ripon (Ripon)	L 65-53
J 13	Monmouth (De Pere)	W 67-62
J 14	Grinnell (De Pere)	L 115-112
J 21	Lawrence (De Pere)	L 79-68
J 24	Beloit (Beloit)	L 63-58
J 27	Knox (Galesburg, Ill.)	L 70-63 (OT)
J 28	Monmouth (Monmouth, Ill.)	L 71-58
J 31	Carroll (Waukesha)	L 73-51
F 3	Illinois College (De Pere)	W 65-47
F 4	Lake Forest (De Pere)	W 71-68 (OT)
F 8	Ripon (De Pere)	W 73-64
F 11	Beloit (De Pere)	W 77-63
F 18	Lawrence (Appleton)	L 67-52

2006-07 (9-13, 8-8 MWC)

Date	Opponent (Site)	Result
O 31	UW-Green Bay (Green Bay) (exhibition)	L 70-37
N 17	Augustana (Rock Island, Ill.)	L 78-57
N 21	Elmhurst (De Pere)	L 56-54
D 2	Knox (De Pere)	W 74-61
D 3	Grinnell (De Pere)	W 122-97
D 6	Ripon (De Pere)	L 67-65
D 10	Northern Michigan (Marquette, Mich.)	L 73-57
D 16	UW-Oshkosh (Oshkosh)	L 64-52
D 29	~~Centre (Danville, Ky.)	L 59-47
D 30	~~Geneva (Danville, Ky.)	W 79-69
J 6	Beloit (Beloit)	L 61-54
J 9	Carroll (De Pere)	L 69-55
J 12	Illinois College (Jacksonville, Ill.)	W 54-51
J 13	Lake Forest (Lake Forest, Ill.)	W 52-51
J 19	Monmouth (De Pere)	W 68-56
J 20	Illinois College (De Pere)	W 75-69
J 23	Lawrence (Appleton)	L 55-49
J 30	Ripon (Ripon)	L 71-53
F 2	Knox (Galesburg, Ill.)	W 58-49
F 3	Grinnell (Grinnell, Iowa)	L 93-66
F 7	Beloit (De Pere)	W 76-47
F 10	Carroll (Waukesha)	L 77-70
F 14	Lawrence (De Pere)	L 71-57

2007-08 (14-10, 10-6 MWC)

Date	Opponent (Site)	Result
N 16	Concordia-Chicago (River Forest, Ill.)	W 71-54
N 17	Dominican (River Forest, Ill.)	L 58-52 (OT)
N 21	UW-Oshkosh (De Pere)	L 78-68
N 30	Grinnell (Grinnell, Iowa)	L 100-87
D 1	Knox (Galesburg, Ill.)	L 62-56
D 5	Ripon (Ripon)	W 61-59
D 8	Augustana (De Pere)	L 77-70 (2 OT)
D 17	Northern Michigan (De Pere)	W 59-50 (OT)
D 29	%Rockford (De Pere)	W 84-35
D 30	%St. John's, Minn. (De Pere)	W 75-56

J 12	Beloit (De Pere)	W 72-47
J 15	Carroll (Waukesha)	L 71-55
J 18	Illinois College (De Pere)	W 72-67
J 19	Lake Forest (De Pere)	W 60-45
J 25	Monmouth (Monmouth, Ill.)	W 73-58 (OT)
J 26	Illinois College (Jacksonville, Ill.)	W 67-62
J 30	Lawrence (De Pere)	L 65-56
F 5	Ripon (De Pere)	W 77-75 (OT)
F 8	Knox (De Pere)	L 65-59
F 9	Grinnell (De Pere)	W 123-106
F 13	Beloit (Beloit)	W 73-62
F 16	Carroll (De Pere)	W 69-59
F 20	Lawrence (Appleton)	L 69-61
F 29	\$Lawrence (Appleton)	L 59-58

2008-09 (18-6, 12-4 MWC)

Date	Opponent (Site)	Result
N 15	UW-Oshkosh (Oshkosh)	W 66-62
N 21	?Loras (Platteville)	L 69-63
N 22	?Clarke (Platteville)	W 77-66
N 25	Dominican (De Pere)	W 77-68
D 5	Lake Forest (De Pere)	W 68-57
D 6	Monmouth (De Pere)	W 82-68
D 17	Concordia-Chicago (De Pere)	W 65-50
D 29	%St. Scholastica (De Pere)	W 70-42
D 30	%UW-Platteville (De Pere)	W 70-68
J 6	Beloit (Beloit)	W 77-44
J 10	Ripon (De Pere)	W 74-62
J 16	Knox (Galesburg, Ill.)	W 64-53
J 17	Grinnell (Grinnell, Iowa)	W 107-96
J 23	Illinois College (De Pere)	W 71-54
J 24	Knox (De Pere)	W 78-52
J 28	Carroll (Waukesha)	W 76-63
J 31	Beloit (De Pere)	W 83-64
F 3	Lawrence (De Pere)	L 75-52
F 6	Monmouth (Monmouth, Ill.)	L 60-51
F 7	Lake Forest (Lake Forest, Ill.)	W 73-64 (OT)
F 11	Ripon (Ripon)	W 77-72
F 14	Lawrence (Appleton)	L 65-38
F 21	Carroll (De Pere)	L 64-51
F 27	\$Grinnell (Grinnell, Iowa)	L 95-85

2009-10 (23-4, 14-2 MWC)

Date	Opponent (Site)	Result
N 7	UW-Green Bay (Green Bay - Kress) (exhibition)	L 71-54
N 15	Silver Lake (De Pere)	W 112-73
N 16	UW-Oshkosh (De Pere)	W 60-52
N 21	Elmhurst (Elmhurst, Ill.)	W 63-61
N 25	Marian (De Pere)	W 78-70
D 4	Lake Forest (Lake Forest, Ill.)	W 69-58
D 5	Monmouth (Monmouth, Ill.)	W 70-58
D 19	MSOE (Milwaukee)	W 69-52
D 29	%Northwestern, Minn. (De Pere)	L 72-70
D 30	%Chicago (De Pere)	W 71-60
J 4	Beloit (De Pere)	W 73-46
J 9	Ripon (Ripon)	W 66-52
J 15	Knox (De Pere)	W 60-47
J 16	Grinnell (De Pere)	W 109-72
J 22	Illinois College (Jacksonville, Ill.)	W 74-68 (OT)
J 23	Knox (Galesburg, Ill.)	W 56-45
J 27	Carroll (De Pere)	W 76-58
J 30	Beloit (Beloit)	W 77-69 (OT)
F 2	Lawrence (Appleton)	W 66-48
F 5	Monmouth (De Pere)	W 78-52
F 6	Lake Forest (De Pere)	L 66-59
F 10	Ripon (De Pere)	W 77-72
F 13	Lawrence (De Pere)	W 68-50
F 20	Carroll (Waukesha)	L 77-68
F 26	\$Ripon (De Pere)	W 78-74

F 27	\$Carroll (De Pere)	W 85-74
M 5	\$\$Hope (Stevens Point)	W 72-65
M 6	\$\$UW-Stevens Point (Stevens Point)	L 63-48

2010-11 (20-6, 14-4 MWC)

Date	Opponent (Site)	Result
N 15	Marian (Fond du Lac)	W 67-55
N 18	UW-Oshkosh (Oshkosh)	W 59-44
N 23	Elmhurst (De Pere)	W 74-48
D 3	Grinnell (De Pere)	W 112-85
D 4	Monmouth (De Pere)	W 66-52
D 8	Beloit (Beloit)	L 62-50
D 11	Knox (De Pere)	W 65-42
D 18	Lake Forest (Lake Forest, Ill.)	W 65-47
D 29	%Lakeland (De Pere)	W 69-58
D 30	%Augustana (De Pere)	L 57-56
J 8	Carroll (De Pere)	W 57-55
J 11	Ripon (Ripon)	L 70-60
J 14	Illinois College (Jacksonville, Ill.)	W 87-73
J 15	Knox (Galesburg, Ill.)	W 68-59
J 21	Lake Forest (De Pere)	W 60-46
J 22	Illinois College (De Pere)	W 91-82 (2 OT)
J 26	Lawrence (Appleton)	W 73-52
J 29	Ripon (De Pere)	W 83-64
F 4	Monmouth (Monmouth, Ill.)	W 62-42
F 5	Grinnell (Grinnell, Iowa)	L 79-65
F 9	Beloit (De Pere)	L 57-52
F 12	Carroll (Waukesha)	W 60-46
F 19	Lawrence (Appleton)	W 66-55
F 25	\$Ripon (De Pere)	W 75-52
F 26	\$Grinnell (De Pere)	W 89-67
M 4	\$\$UW-Stevens Point (Mequon)	L 70-49

KEY:

- \$ - Midwest Conference Tournament/Playoff
- \$\$ - NCAA Division III Tournament
- \$\$\$ - NCAA Division II Tournament
- ** - NAIA District 14 Playoff
- *** - NAIA National Tournament
- % - St. Norbert College Tournament
- %% - Buffalo State College Tournament
- %%%- UW-Eau Claire Tipoff Tournament
- # - National Catholic Basketball Tournament
- ## - Wheaton College Tournament
- ### - Franklin College Tournament
- ^ - Otterbein College "O" Club Classic
- ^^ - UW-Stevens Point Tournament
- ^^^ - Lawrence Tournament
- @ - UW-Stout Red Cedar Tournament
- @@ - Milton Tournament
- @@@ - Marietta Shrine Tournament
- + - Flagler College Tournament
- ++ - UW-Oshkosh Tournament
- +++ - Wooster Mose Hole Classic
- ! - Chase Manhattan Tournament
- !! - UW-Whitewater Tournament
- !!! - St. Cloud State Tournament
- ~ - Wittenberg Tournament
- ~~ - Centre Tournament
- ? - UW-Platteville Tip-Off Classic

ALL-TIME SERIES RECORDS

Team	W	L	Last Met	First Met	Team	W	L	Last Met	First Met
Allen-Bradley AAU	0	6	1953-54	1949-50	Michigan-Dearborn	1	0	1992-93	1992-93
ASTRP	1	0	1944-45	1944-45	Michigan Tech	46	19	1990-91	1934-35
Augustana (Ill.)	0	3	2010-11	2006-07	Milton	13	9	1981-82	1965-66
Aurora	1	1	2002-03	1973-74	MSOE	16	1	2009-10	1933-34
Barat	2	0	1994-95	1993-94	Monmouth	20	11	2010-11	1983-84
Beloit	34	22	2010-11	1983-84	Moorhead State	0	1	1990-91	1990-91
Benedictine (Ill.)	4	3	2000-01	1982-83	Moravia (Ill.)	0	1	1948-49	1948-49
Benedictine (Kan.)	1	0	1972-73	1972-73	Mount St. Mary	0	1	1950-51	1950-51
Buffalo State	2	0	2003-04	1992-93	Mount St. Paul	4	0	1969-70	1968-69
Cabrini	2	2	2001-02	1993-94	Mount Senario	8	3	1989-90	1974-75
Caldwell	0	1	1999-00	1999-00	New York University	0	1	1987-88	1987-88
Camp McCoy	1	0	1951-52	1951-52	North Central	2	0	1983-84	1982-83
Cardinal Stritch	1	0	1982-83	1982-83	North Park	2	1	2005-06	1966-67
Carleton	1	0	1981-82	1981-82	Northeastern Illinois	3	2	1978-79	1974-75
Carroll	38	43	2010-11	1933-34	Northern Illinois	0	2	1957-58	1949-50
Carthage	8	6	1997-98	1966-67	Northern Michigan	12	40	2007-08	1952-53
Central Missouri	1	0	1967-68	1967-68	Northland	25	6	1980-81	1959-60
Central Oklahoma	0	1	1960-61	1960-61	Northland Baptist	5	0	1998-99	1994-95
Centre	0	1	2006-07	2006-07	Northwestern (Minn.)	0	1	2009-10	2009-10
Chicago	9	2	2009-10	1983-84	Northwestern (Wis.)	2	0	1994-95	1993-94
Chicago State	1	0	1962-63	1962-63	Notre Dame	0	3	1967-68	1965-66
Clarke	1	0	2008-09	2008-09	Olivet	1	0	2005-06	2005-06
Coe	6	5	1996-97	1982-83	Otterbein	0	1	2001-02	2001-02
Concordia (Ill.)	3	1	2008-09	1994-95	Quincy	3	14	1973-74	1965-66
Concordia-Moorhead	1	0	1977-78	1977-78	Rhineland	1	1	1947-48	1947-48
Concordia-St. Paul	0	1	1991-92	1991-92	Ripon	46	59	2010-11	1932-33
Concordia (Wis.)	22	12	2003-04	1924-25	Rockhurst	0	1	1967-68	1967-68
Cornell	6	5	1994-95	1973-74	Rockford	1	0	2007-08	2007-08
DePaul	0	9	1954-55	1947-48	Roosevelt	1	0	1984-85	1984-85
Dominican (Ill.)	1	2	2008-09	1993-94	Scott Field	0	1	1941-42	1941-42
Dominican (Wis.)	8	4	1973-74	1964-65	Siena Heights	0	3	2000-01	1997-98
Edgewood	10	6	2001-02	1978-79	Silver Lake	3	0	2009-10	1975-76
Edward Waters	1	0	1997-98	1997-98	St. Ambrose	19	22	1973-74	1946-47
Elmhurst	4	4	2010-11	1999-00	St. Francis (N.Y.)	0	1	1948-49	1948-49
Eureka	0	2	1992-93	1991-92	St. Francis (Pa.)	0	1	1956-57	1956-57
Flagler	1	0	1997-98	1997-98	St. John's (Minn.)	2	0	2007-08	1949-50
Geneva	1	1	2006-07	1990-91	St. Joseph's (Ind.)	11	12	1966-67	1938-39
Great Lakes Naval	6	13	1957-58	1941-42	St. Mary's (Calif.)	0	1	1962-63	1962-63
Grinnell	21	13	2010-11	1983-84	St. Mary's (Minn.)	3	10	1965-66	1939-40
Gustavus Adolphus	1	1	1947-48	1939-40	St. Scholastica	3	0	2008-09	1982-83
Hamline	0	1	1976-77	1976-77	St. Thomas (Minn.)	3	6	1991-92	1949-50
Hanover	1	0	2001-02	2001-02	St. Thomas Aquinas	1	1	2001-02	1985-86
Hillsdale	0	1	1980-81	1980-81	St. Xavier	0	1	1993-94	1993-94
Hiram Scott	0	1	1967-68	1967-68	Transylvania (Ky.)	0	1	2004-05	2004-05
Hope	1	1	2009-10	2001-02	Trinity International (Ill.)	2	0	1994-95	1993-94
Illinois-Chicago	1	2	1978-79	1974-75	Tufts	1	0	1987-88	1987-88
Illinois College	25	7	2010-11	1985-86	Viterbo	2	0	1982-83	1980-81
Illinois Tech	7	1	1980-81	1956-57	Wartburg	1	0	1979-80	1979-80
Illinois Wesleyan	1	0	1941-42	1941-42	Washington & Jefferson (Pa.)	1	0	2004-05	2004-05
Jordan	4	0	1935-36	1934-35	Wayne State (Mich.)	0	1	1952-53	1952-53
Judson	2	0	1996-97	1995-96	Wheaton (Ill.)	3	3	1992-93	1939-40
Knox	23	10	2010-11	1985-86	Winona State	1	1	1962-63	1961-62
Lake Forest	33	18	2010-11	1983-84	Winston-Salem	0	1	1964-65	1964-65
Lake Superior State	2	0	1984-85	1983-84	Wis.-Eau Claire	8	10	1981-82	1956-57
Lakeland	65	29	2010-11	1932-33	Wis.-Green Bay	2	10	1974-75	1969-70
Lawrence	47	40	2010-11	1917-18	Wis.-La Crosse	7	6	1995-96	1951-52
Lewis	22	27	1984-85	1950-51	Wis.-Madison JV	2	0	1950-51	1950-51
Loras	35	44	2008-09	1940-41	Wis.-Milwaukee	27	36	1988-89	1935-36
Loyola (Ill.)	1	6	1976-77	1947-48	Wis.-Oshkosh	32	47	2010-11	1917-18
Luther	1	0	1953-54	1953-54	Wis.-Parkside	4	14	2003-04	1971-72
MacMurray	5	3	1973-74	1970-71	Wis.-Platteville	3	4	2008-09	1950-51
Mankato State	2	0	1958-59	1957-58	Wis.-Stevens Point	27	49	2010-11	1923-24
Marian	4	3	2010-11	1988-89	Wis.-Stout	0	5	2005-06	1979-80
Marietta	1	0	2003-04	2003-04	Wis.-Whitewater	9	3	1983-84	1933-34
Marquette	2	6	1959-60	1923-24	Wisconsin Lutheran	0	3	1996-97	1994-95
Maryville (Mo.)	0	1	1999-00	1999-00	Wittenberg	0	2	2005-06	2002-03
					Youngstown State	0	1	1968-69	1968-69

