

NOTRE DAME
NATIONAL CATHOLIC
Burke Golf Course
9/20/2019



Race #3

Women's Championship 5K




















FINAL RESULTS

TEAM SCORING SUMMARY

Final Standings	Score	Scoring Order	Total	Avg.	Spread
1 Notre Dame	18	1-2-3-5-7(16)(18)	1:29:11	17:51	0:45.5
2 Dayton	70	6-10-15-19-20(23)(33)	1:32:18	18:28	0:39.0
3 Holy Cross	91	8-12-21-22-28(31)(34)	1:33:15	18:39	1:06.4
4 Walsh	92	11-13-14-25-29(30)(35)	1:33:26	18:42	0:54.5
5 Creighton	140	9-24-26-40-41(46)(49)	1:35:43	19:09	1:28.9
6 Loras	186	4-27-44-55-56(74)(77)	1:37:30	19:30	2:18.7
7 Canisius	269	36-48-57-61-67(79)(80)	1:40:56	20:12	1:02.8
8 St. Mary-of-the-Woods	276	37-47-58-64-70(78)(91)	1:41:08	20:14	1:05.7
9 St. Norbert	283	38-50-62-65-68(86)(89)	1:41:23	20:17	1:00.7
10 St. Francis (Ind.)	286	32-54-60-69-71(120)(137)	1:41:23	20:17	1:22.5
11 St. Mary's (Ind.)	345	43-53-59-88-102(103)(104)	1:43:38	20:44	2:13.8
12 St. Benedict	348	51-66-73-76-82(90)(115)	1:43:24	20:41	0:56.7
13 Marian (Ind.)	368	42-52-85-94-95(98)(114)	1:44:22	20:53	1:50.8
14 Franciscan (Ohio)	445	75-81-92-96-101(109)	1:47:07	21:26	1:11.9
15 Ave Maria	452	39-93-100-107-113(117)(118)	1:48:12	21:39	2:54.2
16 Benedictine (Ill.)	480	17-72-126-131-134	1:54:10	22:50	7:06.2
17 Ohio Dominican	493	63-87-99-116-128	1:50:50	22:10	4:09.9
18 Thomas More	502	45-97-112-123-125	1:51:52	22:23	4:14.0
19 Detroit Mercy	541	83-105-110-119-124	1:52:43	22:33	2:59.5
20 Saint Mary's (Minn.)	560	84-108-111-127-130(133)(135)	1:55:13	23:03	3:46.3
21 Brescia	610	106-121-122-129-132(136)	1:59:12	23:51	3:20.4


















INDIVIDUAL RESULTS
















Athlete	Yr.	#	Team	Score	Time	Gap	Avg. Mile	Avg. KM
1 Maddy DENNER	FR	275	Notre Dame	1	17:21.12	---	5:34.8	3:28.2
2 Annasophia KELLER	JR	279	Notre Dame	2	17:45.13	0:24.2	5:42.5	3:33.0
3 Jocelyn LONG	FR	282	Notre Dame	3	17:55.15	0:34.2	5:45.7	3:35.0
4 Kassie ROSENBUM	SO	208	Loras	4	17:57.48	0:36.5	5:46.5	3:35.5

Athlete		Yr.	#	Team	Score	Time	Gap	Avg. Mile	Avg. KM
5	Erin SULLIVAN	JR	288	 Notre Dame	5	18:02.84	0:41.9	5:48.2	3:36.6
6	Kelly WILKER	JR	121	 Dayton	6	18:03.98	0:43.0	5:48.5	3:36.8
7	Erin ARCHIBECK	JR	273	 Notre Dame	7	18:06.60	0:45.6	5:49.4	3:37.3
8	Jenna GASPARRINI	SR	174	 Holy Cross	8	18:08.43	0:47.5	5:50.0	3:37.7
9	Danielle HOTALLING	SO	98	 Creighton	9	18:16.64	0:55.7	5:52.6	3:39.3
10	Carlee CONSTABLE	JR	115	 Dayton	10	18:19.41	0:58.5	5:53.5	3:39.9
11	Bre BAKAN	SR	471	 Walsh	11	18:21.74	1:00.8	5:54.3	3:40.3
12	Elizabeth GRAVES	JR	176	 Holy Cross	12	18:22.73	1:01.8	5:54.6	3:40.5
13	Andra LEHOTAY	SR	477	 Walsh	13	18:24.08	1:03.1	5:55.0	3:40.8
14	Alexa LEPPELMEIER	JR	478	 Walsh	14	18:24.58	1:03.6	5:55.2	3:40.9
15	Elinor TIGHE	FR	119	 Dayton	15	18:28.37	1:07.4	5:56.4	3:41.7
16	Katie Rose BLACHOWICZ	SO	274	 Notre Dame	16	18:29.49	1:08.5	5:56.7	3:41.9
17	Emma ROBERTS	SR	31	 Benedictine (Ill.)	17	18:33.82	1:12.9	5:58.1	3:42.8
18	Madison RONZONE	SR	285	 Notre Dame	18	18:34.31	1:13.4	5:58.3	3:42.9
19	Maddie LOUGHERY	SO	116	 Dayton	19	18:42.46	1:21.5	6:00.9	3:44.5
20	Melissa WEIDNER	FR	120	 Dayton	20	18:42.89	1:21.9	6:01.1	3:44.6
21	Eve FEUERBACH	FR	172	 Holy Cross	21	18:43.79	1:22.8	6:01.3	3:44.8
22	Allison MCARDLE	SR	179	 Holy Cross	22	18:44.95	1:24.0	6:01.7	3:45.0
23	Emily SREENAN	SO	118	 Dayton	23	18:45.89	1:24.9	6:02.0	3:45.2
24	Jordan HARMON	FR	96	 Creighton	24	18:54.15	1:33.2	6:04.7	3:46.8
25	Claire ROBERTSON	JR	483	 Walsh	25	18:58.58	1:37.6	6:06.1	3:47.7
26	Caroline PASS	JR	101	 Creighton	26	19:02.12	1:41.2	6:07.2	3:48.4
27	Audrey MILLER	SR	202	 Loras	27	19:10.46	1:49.5	6:09.9	3:50.1
28	Michaela HALLORAN	SO	177	 Holy Cross	28	19:14.80	1:53.8	6:11.3	3:51.0
29	Karissa SONNEBERGER	JR	487	 Walsh	29	19:16.22	1:55.3	6:11.8	3:51.2
30	Caitlyn HADLEY	JR	474	 Walsh	30	19:18.63	1:57.7	6:12.5	3:51.7
31	Emily FOLEY	SO	173	 Holy Cross	31	19:21.30	2:00.3	6:13.4	3:52.3
32	Alex EBETINO	FR	358	St. Francis (Ind.)	32	19:21.35	2:00.4	6:13.4	3:52.3
33	Katie MILLER	SO	117	 Dayton	33	19:24.19	2:03.2	6:14.3	3:52.8
34	Angela BRAGA	FR	114	 Dayton	--	19:27.16	2:06.2	6:15.3	3:53.4
35	Claire HANLON	JR	178	 Holy Cross	34	19:29.64	2:08.7	6:16.1	3:53.9
36	Kacee SOEHNLEN	SO	485	 Walsh	35	19:30.04	2:09.1	6:16.2	3:54.0
37	Bailey ROBERTS	FR	482	 Walsh	--	19:31.90	2:10.9	6:16.8	3:54.4
38	Kayla LEO	JR	66	 Canisius	36	19:32.92	2:12.0	6:17.1	3:54.6
39	Zoe TRAUSSCH	FR	404	St. Mary-of-the-Woods	37	19:36.09	2:15.1	6:18.2	3:55.2

















Athlete	Yr.	#	Team	Score	Time	Gap	Avg. Mile	Avg. KM
40 Macy LYNCH	JR	480	 Walsh	--	19:39.08	2:18.1	6:19.1	3:55.8
41 Joyana TARSA	SO	430	 St. Norbert	38	19:39.67	2:18.7	6:19.3	3:55.9
42 Mary GOETZ	SO	6	Ave Maria	39	19:43.75	2:22.8	6:20.6	3:56.8
43 Marguerite HENDRICKSON	SO	97	 Creighton	40	19:44.51	2:23.6	6:20.9	3:56.9
44 Haley FYE	SR	95	 Creighton	41	19:45.47	2:24.5	6:21.2	3:57.1
45 Catherine NEWHART	SO	253	 Marian (Ind.)	42	19:50.09	2:29.1	6:22.7	3:58.0
46 Katie GLENN	SR	385	St. Mary's (Ind.)	43	19:50.27	2:29.3	6:22.7	3:58.1
47 Kaylee OSTERBERGER	SO	205	 Loras	44	19:51.26	2:30.3	6:23.0	3:58.3
48 Annabel CLAYTON	FR	462	 Thomas More	45	19:52.65	2:31.7	6:23.5	3:58.5
49 Ashley RILEY	FR	102	 Creighton	46	19:55.03	2:34.1	6:24.3	3:59.0
50 Kayla CORYEA	SO	395	St. Mary-of-the-Woods	47	20:00.64	2:39.7	6:26.1	4:00.1
51 Libby BENZER	SO	57	 Canisius	48	20:01.56	2:40.6	6:26.4	4:00.3
52 Kate COX	FR	93	 Creighton	49	20:02.61	2:41.7	6:26.7	4:00.5
53 Bonnie Raechal BERES	FR	419	 St. Norbert	50	20:02.91	2:42.0	6:26.8	4:00.6
54 Elizabeth KETTLER	FR	99	 Creighton	--	20:03.77	2:42.8	6:27.1	4:00.8
55 Paige DAVIS	SO	171	 Holy Cross	--	20:04.16	2:43.2	6:27.2	4:00.8
56 Tracy RENIER	SO	352	 St. Benedict	51	20:05.15	2:44.2	6:27.5	4:01.0
57 Cara HASSER	SO	248	 Marian (Ind.)	52	20:06.99	2:46.0	6:28.1	4:01.4
58 Julia O'GRADY	FR	389	St. Mary's (Ind.)	53	20:08.94	2:48.0	6:28.7	4:01.8
59 Samantha WISSEL	JR	365	St. Francis (Ind.)	54	20:13.72	2:52.8	6:30.3	4:02.7
60 Maeve DUNAWAY	JR	192	 Loras	55	20:14.05	2:53.1	6:30.4	4:02.8
61 Camryn REEG	SO	206	 Loras	56	20:16.18	2:55.2	6:31.1	4:03.2
62 Rylee CAMPEAU	FR	59	 Canisius	57	20:20.20	2:59.2	6:32.3	4:04.0
63 Breanna BARGER	JR	394	St. Mary-of-the-Woods	58	20:21.18	3:00.2	6:32.7	4:04.2
64 Addie BOBOSKY	FR	380	St. Mary's (Ind.)	59	20:23.39	3:02.4	6:33.4	4:04.7
65 Ariana MORAN	SO	361	St. Francis (Ind.)	60	20:23.44	3:02.5	6:33.4	4:04.7
66 Heather BUGENHAGEN	FR	58	 Canisius	61	20:24.67	3:03.7	6:33.8	4:04.9
67 Lauren TALABAC	SO	429	 St. Norbert	62	20:27.50	3:06.5	6:34.7	4:05.5
68 Paige BOEHRINGER	FR	301	 Ohio Dominican	63	20:28.22	3:07.3	6:34.9	4:05.6
69 Kendyll SCHULZ	JR	401	St. Mary-of-the-Woods	64	20:28.31	3:07.4	6:35.0	4:05.7
70 Amy LEASURE	JR	100	 Creighton	--	20:30.88	3:09.9	6:35.8	4:06.2
71 Elisabeth KLUMPYAN	JR	425	 St. Norbert	65	20:32.45	3:11.5	6:36.3	4:06.5
72 Kennedy RUDE	JR	353	 St. Benedict	66	20:33.18	3:12.2	6:36.5	4:06.6

Athlete	Yr.	#	Team	Score	Time	Gap	Avg. Mile	Avg. KM
73 Marissa SILBA	FR	70	 Canisius	67	20:35.67	3:14.7	6:37.3	4:07.1
74 Clara YOAP	SO	431	 St. Norbert	68	20:40.28	3:19.3	6:38.8	4:08.1
75 Marisa WIGENT	JR	364	St. Francis (Ind.)	69	20:40.36	3:19.4	6:38.8	4:08.1
76 Kathryn WHITE	JR	407	St. Mary-of-the-Woods	70	20:41.74	3:20.8	6:39.3	4:08.3
77 Leah HALL	FR	360	St. Francis (Ind.)	71	20:43.78	3:22.8	6:39.9	4:08.8
78 Charlotte YOUELL	SR	33	 Benedictine (Ill.)	72	20:45.74	3:24.8	6:40.6	4:09.1
79 Jena WACHOWIAK	JR	355	 St. Benedict	73	20:49.54	3:28.6	6:41.8	4:09.9
80 Emma EARLES	SO	194	 Loras	74	20:50.14	3:29.2	6:42.0	4:10.0
81 Harper LAFOND	SR	153	Franciscan (Ohio)	75	20:51.08	3:30.1	6:42.3	4:10.2
82 Johanna MERTEN	JR	349	 St. Benedict	76	20:54.30	3:33.3	6:43.3	4:10.9
83 Ellie OSTERBERGER	SO	204	 Loras	77	20:55.46	3:34.5	6:43.7	4:11.1
84 Emily TRUAX	SO	405	St. Mary-of-the-Woods	78	20:57.58	3:36.6	6:44.4	4:11.5
85 Rachel JOACHIMI	SR	63	 Canisius	79	20:58.45	3:37.5	6:44.6	4:11.7
86 Olivia MORAN	FR	68	 Canisius	80	20:59.43	3:38.5	6:45.0	4:11.9
87 Alison BRYANT	SO	150	Franciscan (Ohio)	81	21:01.19	3:40.2	6:45.5	4:12.2
88 Kristiana ANDERSON	FR	335	 St. Benedict	82	21:01.80	3:40.8	6:45.7	4:12.4
89 Sarah DEDOLPH	SR	131	 Detroit Mercy	83	21:01.85	3:40.9	6:45.7	4:12.4
90 Morgan MINEAR	JR	203	 Loras	--	21:03.79	3:42.8	6:46.4	4:12.8
91 Danielle FRANKE	SR	320	 Saint Mary's (Minn.)	84	21:04.40	3:43.4	6:46.6	4:12.9
92 Kate CUNNINGHAM	SO	244	 Marian (Ind.)	85	21:04.83	3:43.9	6:46.7	4:13.0
93 Sydney BARTZ	FR	418	 St. Norbert	86	21:08.29	3:47.3	6:47.8	4:13.7
94 Haleigh SPENCER	FR	306	 Ohio Dominican	87	21:08.53	3:47.6	6:47.9	4:13.7
95 Bridget KENNEY	FR	388	St. Mary's (Ind.)	88	21:10.61	3:49.7	6:48.6	4:14.1
96 Jaclyn WALLACE	SR	72	 Canisius	--	21:11.01	3:50.1	6:48.7	4:14.2
97 Kelley GARDIPEE	SR	422	 St. Norbert	89	21:12.02	3:51.1	6:49.0	4:14.4
98 Althea GUTZMANN	JR	344	 St. Benedict	90	21:12.94	3:52.0	6:49.3	4:14.6
99 Alex BRULEY	SO	420	 St. Norbert	--	21:15.19	3:54.2	6:50.0	4:15.0
100 Emma FEY	FR	397	St. Mary-of-the-Woods	91	21:16.83	3:55.9	6:50.6	4:15.4
101 Valerie HERBST	JR	197	 Loras	--	21:17.71	3:56.8	6:50.8	4:15.5
102 Sheila SAMOEI	SR	235	Lourdes	--	21:24.01	4:03.1	6:52.9	4:16.8
103 Shannon WIESZCZEK	JR	160	Franciscan (Ohio)	92	21:26.48	4:05.5	6:53.7	4:17.3
104 Madeline RUBLEE	SR	12	Ave Maria	93	21:30.98	4:10.0	6:55.1	4:18.2
105 Mariah SEJBL	FR	428	 St. Norbert	--	21:36.83	4:15.9	6:57.0	4:19.4








Athlete	Yr.	#	Team	Score	Time	Gap	Avg. Mile	Avg. KM
106 Isabel VAZQUEZ	JR	255	 Marian (Ind.)	94	21:38.71	4:17.8	6:57.6	4:19.7
107 Cassie FRANCIS	SO	247	 Marian (Ind.)	95	21:40.81	4:19.9	6:58.3	4:20.2
108 Kristine STICKNEY	SR	159	Franciscan (Ohio)	96	21:45.24	4:24.3	6:59.7	4:21.0
109 Natalie KLEIER	SR	464	 Thomas More	97	21:48.51	4:27.6	7:00.7	4:21.7
110 Monica DUDLEY	SR	246	 Marian (Ind.)	98	21:48.60	4:27.6	7:00.8	4:21.7
111 Emma LUTZ	FR	302	 Ohio Dominican	99	21:49.73	4:28.8	7:01.1	4:21.9
112 Grace MCKILLIP	FR	8	Ave Maria	100	22:01.42	4:40.5	7:04.9	4:24.3
113 Kara SHAUGHNESSY	SR	156	Franciscan (Ohio)	101	22:02.95	4:42.0	7:05.4	4:24.6
114 Julia BOBOSKY	FR	381	St. Mary's (Ind.)	102	22:04.01	4:43.1	7:05.7	4:24.8
115 Angela BANNAN	FR	378	St. Mary's (Ind.)	103	22:04.20	4:43.2	7:05.8	4:24.8
116 Shanan HAMILTON	SR	386	St. Mary's (Ind.)	104	22:04.46	4:43.5	7:05.9	4:24.9
117 Josie ARNOLD	FR	130	 Detroit Mercy	105	22:06.33	4:45.4	7:06.5	4:25.3
118 Madeline JONES	JR	47	 Brescia	106	22:13.73	4:52.8	7:08.9	4:26.7
119 Isabella SCHLITZ	SR	13	Ave Maria	107	22:17.48	4:56.5	7:10.1	4:27.5
120 Anna MARINC	SO	321	 Saint Mary's (Minn.)	108	22:20.03	4:59.1	7:10.9	4:28.0
121 Elizabeth ATKINS	SO	149	Franciscan (Ohio)	109	22:20.22	4:59.3	7:10.9	4:28.0
122 Jozee SPATTA	FR	402	St. Mary-of-the- Woods	--	22:20.23	4:59.3	7:10.9	4:28.0
123 Rebecca MEASEL	JR	133	 Detroit Mercy	110	22:22.08	5:01.1	7:11.5	4:28.4
124 Brynne KETCHUM	FR	64	 Canisius	--	22:30.32	5:09.4	7:14.2	4:30.1
125 Anna SWANSON	FR	324	 Saint Mary's (Minn.)	111	22:36.45	5:15.5	7:16.2	4:31.3
126 Jenna CAYZE	FR	461	 Thomas More	112	22:36.45	5:15.5	7:16.2	4:31.3
127 Hannah FRANCIS	SO	3	Ave Maria	113	22:37.88	5:16.9	7:16.6	4:31.6
128 Josie DEFREESE	FR	245	 Marian (Ind.)	114	22:38.92	5:18.0	7:17.0	4:31.8
129 Emma KOSEK	JR	234	Lourdes	--	22:43.07	5:22.1	7:18.3	4:32.6
130 Janey MEILANDER	FR	348	 St. Benedict	115	22:44.77	5:23.8	7:18.8	4:33.0
131 Ashley WIHL	SO	309	 Ohio Dominican	116	22:45.25	5:24.3	7:19.0	4:33.1
132 Jacinta KING	SR	7	Ave Maria	117	22:45.83	5:24.9	7:19.2	4:33.2
133 Eleanor KOSEK	SO	233	Lourdes	--	22:46.71	5:25.8	7:19.5	4:33.3
134 Elyse HUNGER	FR	400	St. Mary-of-the- Woods	--	23:01.58	5:40.6	7:24.2	4:36.3
135 Bernadette GLASGOW	JR	5	Ave Maria	118	23:03.70	5:42.7	7:24.9	4:36.7
136 Shannon RYAN	FR	135	 Detroit Mercy	119	23:11.30	5:50.3	7:27.4	4:38.3
137 Elise GEHLE	FR	359	St. Francis (Ind.)	120	23:14.38	5:53.4	7:28.4	4:38.9
138 Abagale HUELSMAN	FR	46	 Brescia	121	23:14.90	5:53.9	7:28.5	4:39.0
139 McKenzie SEVERS	FR	48	 Brescia	122	23:20.38	5:59.4	7:30.3	4:40.1




































Athlete	Yr.	#	Team	Score	Time	Gap	Avg. Mile	Avg. KM
140 Taylor LOTH	SR	347	 St. Benedict	--	23:25.67	6:04.7	7:32.0	4:41.1
141 Anja ARLINGHAUS	SO	460	 Thomas More	123	23:27.39	6:06.4	7:32.5	4:41.5
142 Clare NAGHDI	FR	9	Ave Maria	--	23:28.97	6:08.0	7:33.0	4:41.8
143 Clare PIVARUNAS	JR	11	Ave Maria	--	23:51.06	6:30.1	7:40.1	4:46.2
144 Olivia HUSZTI	FR	132	 Detroit Mercy	124	24:01.27	6:40.3	7:43.4	4:48.3
145 Sammie KLEIER	SO	465	 Thomas More	125	24:06.60	6:45.6	7:45.1	4:49.3
146 Karen LOPEZ	FR	29	 Benedictine (Ill.)	126	24:16.94	6:56.0	7:48.5	4:51.4
147 Madalyn BOLLIG	SR	318	 Saint Mary's (Minn.)	127	24:20.67	6:59.7	7:49.7	4:52.1
148 Jasmine STEIN	SR	236	Lourdes	--	24:23.24	7:02.3	7:50.5	4:52.6
149 Addyson MILLER-BROWN	SO	304	 Ohio Dominican	128	24:38.09	7:17.1	7:55.3	4:55.6
150 Marianne GLAZINER	FR	44	 Brescia	129	24:48.53	7:27.6	7:58.6	4:57.7
151 Emma RIRIE	SO	322	 Saint Mary's (Minn.)	130	24:50.70	7:29.7	7:59.3	4:58.1
152 Samia DOUEDARI	SO	27	 Benedictine (Ill.)	131	24:52.64	7:31.7	7:59.9	4:58.5
153 Raegan HALLEY	FR	45	 Brescia	132	25:34.13	8:13.2	8:13.3	5:06.8
154 Julia VANWATERMEULEN	SO	326	 Saint Mary's (Minn.)	133	25:35.50	8:14.5	8:13.7	5:07.1
155 Leslie TELLO	JR	32	 Benedictine (Ill.)	134	25:39.99	8:19.0	8:15.2	5:08.0
156 Rachel SIMON	SO	323	 Saint Mary's (Minn.)	135	29:40.24	12:19.3	9:32.4	5:56.0
157 Kaylee SIMPSON	FR	49	 Brescia	136	30:11.26	12:50.3	9:42.4	6:02.3
158 Serena PEREZ-TAKAYA	JR	363	St. Francis (Ind.)	137	35:53.60	18:32.6	11:32.5	7:10.7


































Race #4**Men's Championship 5K****FINAL RESULTS****TEAM SCORING SUMMARY**

Final Standings	Score	Scoring Order	Total	Avg.	Spread
1  Notre Dame	15	1-2-3-4-5(7)(11)	2:06:25	25:17	0:14.5
2  Walsh	69	9-12-14-16-18(20)(23)	2:11:36	26:20	0:32.8
3  Dayton	82	8-10-13-22-29(41)(44)	2:11:55	26:23	0:59.5
4  Canisius	140	19-26-28-33-34(39)(40)	2:14:29	26:54	0:31.5
5  Loras	148	15-17-30-37-49(57)(70)	2:14:39	26:56	1:12.4
6  Holy Cross	211	25-27-46-54-59(64)(65)	2:16:56	27:24	1:10.2
7 Franciscan (Ohio)	252	6-35-47-63-101(103)(114)	2:18:31	27:43	4:39.9
8  Creighton	258	38-45-50-58-67(90)(95)	2:19:03	27:49	1:23.3
9  Detroit Mercy	262	36-42-52-55-77(83)(84)	2:19:04	27:49	1:43.5
10  Marian (Ind.)	279	31-48-62-66-72(78)(80)	2:20:10	28:02	1:45.5
11  St. Norbert	289	32-53-60-71-73(86)(97)	2:20:17	28:04	1:46.6
12  St. Xavier	335	24-43-69-92-107(109)	2:23:24	28:41	3:57.9
13  Benedictine (Ill.)	448	21-56-116-126-129(138)	2:33:42	30:45	7:23.2
14  Saint Mary's (Minn.)	450	76-85-88-99-102	2:28:28	29:42	1:17.4
15  Thomas More	452	68-82-89-93-120	2:29:52	29:59	3:38.5
16 St. Francis (Ind.)	459	75-81-98-100-105(108)(110)	2:28:50	29:46	1:40.5
17  Ohio Dominican	462	61-74-96-113-118(124)(128)	2:30:30	30:06	4:09.5
18 Ave Maria	486	51-91-112-115-117(119)(121)	2:32:23	30:29	4:12.2
19 St. Mary-of-the-Woods	493	79-87-94-111-122(123)(127)	2:32:32	30:31	3:23.7
20  Brescia	596	104-106-125-130-131(132)(135)	2:43:57	32:48	4:34.2
21 Lourdes	679	133-134-136-137-139	3:19:49	39:58	9:49.1














INDIVIDUAL RESULTS









Athlete	Yr.	#	Team	Score	Time	Gap	Avg. Mile	Avg. KM
1 Dylan JACOBS	FR	294	 Notre Dame	1	25:08.94	---	5:01.8	3:07.4
2 Matthew CARMODY	FR	291	 Notre Dame	2	25:17.09	0:08.1	5:03.4	3:08.5
3 Peter MONAHAN	JR	299	 Notre Dame	3	25:17.27	0:08.3	5:03.5	3:08.5
4 Zach KREFT	SO	296	 Notre Dame	4	25:17.42	0:08.5	5:03.5	3:08.5
5 Tyler KESLIN	SR	295	 Notre Dame	5	25:23.41	0:14.5	5:04.7	3:09.2
6 Liam GALLIGAN	JR	165	Franciscan (Ohio)	6	25:26.86	0:17.9	5:05.4	3:09.7
7 Brian GRIFFITH	JR	293	 Notre Dame	7	25:30.13	0:21.2	5:06.0	3:10.1
8 Kevin LAWSON	JR	126	 Dayton	8	25:54.35	0:45.4	5:10.9	3:13.1

	Athlete	Yr.	#	Team	Score	Time	Gap	Avg. Mile	Avg. KM
9	Drew ROBERTS	FR	503	 Walsh	9	26:02.34	0:53.4	5:12.5	3:14.1
10	Griffin BARGER	JR	122	 Dayton	10	26:06.99	0:58.0	5:13.4	3:14.7
11	Brendan FRASER	SO	292	 Notre Dame	11	26:08.54	0:59.6	5:13.7	3:14.8
12	Jacob CANIFORD	SR	494	 Walsh	12	26:11.70	1:02.7	5:14.3	3:15.2
13	Kyle VERNOT	SO	129	 Dayton	13	26:15.38	1:06.4	5:15.1	3:15.7
14	Vincent ZONA	JR	300	 Notre Dame	--	26:15.46	1:06.5	5:15.1	3:15.7
15	Noah MURRAY	JR	501	 Walsh	14	26:20.87	1:11.9	5:16.2	3:16.4
16	Luke GUTTORMSON	SO	215	 Loras	15	26:22.46	1:13.5	5:16.5	3:16.6
17	Jay LUTTON	FR	500	 Walsh	16	26:25.74	1:16.8	5:17.1	3:17.0
18	Patrick WOLAK	SR	230	 Loras	17	26:29.73	1:20.8	5:17.9	3:17.5
19	Jack MCNABOLA	FR	298	 Notre Dame	--	26:31.20	1:22.2	5:18.2	3:17.7
20	Tyler PACE	JR	502	 Walsh	18	26:35.14	1:26.2	5:19.0	3:18.2
21	Anthony BELFATTO	SR	76	 Canisius	19	26:36.17	1:27.2	5:19.2	3:18.3
22	Ed WALSH	JR	507	 Walsh	20	26:40.14	1:31.2	5:20.0	3:18.8
23	Marcos GARCIA	SO	37	 Benedictine (Ill.)	21	26:43.58	1:34.6	5:20.7	3:19.2
24	Calan GIZELBACH	FR	124	 Dayton	22	26:44.38	1:35.4	5:20.9	3:19.3
25	Jared BUGAJ	JR	493	 Walsh	23	26:45.72	1:36.8	5:21.1	3:19.5
26	Gabriel ESPARZA	SR	450	 St. Xavier	24	26:46.47	1:37.5	5:21.3	3:19.6
27	Beau BOYDEN	SO	491	 Walsh	--	26:46.85	1:37.9	5:21.4	3:19.6
28	Karter SEITZ	SO	187	 Holy Cross	25	26:47.67	1:38.7	5:21.5	3:19.7
29	Tom APPENHEIMER	FR	75	 Canisius	26	26:49.39	1:40.4	5:21.9	3:19.9
30	Robert TUZZIO	SR	189	 Holy Cross	27	26:51.64	1:42.7	5:22.3	3:20.2
31	Andrew PERREAULT	FR	91	 Canisius	28	26:52.12	1:43.2	5:22.4	3:20.3
32	Brandon CHRISTOPHER	SO	123	 Dayton	29	26:53.77	1:44.8	5:22.8	3:20.5
33	Cole CONKLIN-LITTLE	SR	213	 Loras	30	26:55.41	1:46.5	5:23.1	3:20.7
34	Marcus FIEREK	SR	262	 Marian (Ind.)	31	26:59.29	1:50.3	5:23.9	3:21.2
35	Joe GASICK	JR	432	 St. Norbert	32	27:00.99	1:52.0	5:24.2	3:21.4
36	Austin OETINGER	SR	89	 Canisius	33	27:03.12	1:54.2	5:24.6	3:21.6
37	Connor DORAN	JR	83	 Canisius	34	27:07.66	1:58.7	5:25.5	3:22.2
38	Miguel DAEZ	FR	163	Franciscan (Ohio)	35	27:11.11	2:02.2	5:26.2	3:22.6
39	Dakota HUNDLEY	SO	141	 Detroit Mercy	36	27:15.01	2:06.1	5:27.0	3:23.1
40	Joey SCHULTZ	JR	227	 Loras	37	27:16.37	2:07.4	5:27.3	3:23.3
41	Jack LARSEN	FR	106	 Creighton	38	27:18.56	2:09.6	5:27.7	3:23.5
42	Matthew BEVERIDGE	FR	77	 Canisius	39	27:19.08	2:10.1	5:27.8	3:23.6
43	Henry BURTON	SR	79	 Canisius	40	27:19.97	2:11.0	5:28.0	3:23.7
44	Andrew TIGHE	SO	128	 Dayton	41	27:20.88	2:11.9	5:28.2	3:23.8

Athlete	Yr.	#	Team	Score	Time	Gap	Avg. Mile	Avg. KM
45 James MCCANN	SR	142	 Detroit Mercy	42	27:20.97	2:12.0	5:28.2	3:23.8
46 Enrique ROMO	FR	458	 St. Xavier	43	27:23.60	2:14.6	5:28.7	3:24.2
47 Conner JOHANSEN	FR	125	 Dayton	44	27:24.48	2:15.5	5:28.9	3:24.3
48 Nicholas NEAMTU	SR	88	 Canisius	--	27:26.43	2:17.5	5:29.3	3:24.5
49 Danny BOHNEMANN	FR	103	 Creighton	45	27:27.80	2:18.8	5:29.6	3:24.7
50 Andrew CORBETT	SO	183	 Holy Cross	46	27:30.02	2:21.1	5:30.0	3:25.0
51 Mark BOREK	JR	161	Franciscan (Ohio)	47	27:31.45	2:22.5	5:30.3	3:25.1
52 Kyle LINWANAG	SO	266	 Marian (Ind.)	48	27:34.00	2:25.0	5:30.8	3:25.5
53 Blake KELLER	SR	220	 Loras	49	27:34.85	2:25.9	5:31.0	3:25.6
54 Maxwell WEHRLE	JR	113	 Creighton	50	27:38.09	2:29.1	5:31.6	3:26.0
55 Richard MOORE	SO	87	 Canisius	--	27:38.70	2:29.7	5:31.7	3:26.0
56 Gabriel HOGAN	SR	16	Ave Maria	51	27:39.05	2:30.1	5:31.8	3:26.1
57 Adam FRAEYMAN	SR	138	 Detroit Mercy	52	27:41.00	2:32.0	5:32.2	3:26.3
58 Matt HOLLOWAY	SR	433	 St. Norbert	53	27:45.09	2:36.1	5:33.0	3:26.8
59 Brendan FAY	FR	184	 Holy Cross	54	27:48.15	2:39.2	5:33.6	3:27.2
60 Thomas MUELLER	JR	144	 Detroit Mercy	55	27:48.55	2:39.6	5:33.7	3:27.3
61 Ellison SMITH	SO	40	 Benedictine (Ill.)	56	27:49.28	2:40.3	5:33.9	3:27.4
62 Logan HAYES	SR	218	 Loras	57	27:52.76	2:43.8	5:34.6	3:27.8
63 John QUIGLEY	SO	109	 Creighton	58	27:56.66	2:47.7	5:35.3	3:28.3
64 Corey KUMAMOTO	SO	185	 Holy Cross	59	27:57.87	2:48.9	5:35.6	3:28.4
65 Connor SISEL	FR	442	 St. Norbert	60	27:58.56	2:49.6	5:35.7	3:28.5
66 Caleb BELMONT	FR	310	 Ohio Dominican	61	28:00.94	2:52.0	5:36.2	3:28.8
67 Joey BUEHNER	FR	492	 Walsh	--	28:05.11	2:56.2	5:37.0	3:29.3
68 Angel SOTO-LOZADO	SR	269	 Marian (Ind.)	62	28:12.73	3:03.8	5:38.5	3:30.3
69 Matthew CROTTEAU	SR	162	Franciscan (Ohio)	63	28:13.91	3:05.0	5:38.8	3:30.4
70 Kyle VANDERMARK	FR	190	 Holy Cross	64	28:23.83	3:14.9	5:40.8	3:31.7
71 Joseph LELAND	SO	186	 Holy Cross	65	28:30.47	3:21.5	5:42.1	3:32.5
72 Drew HOLOK	FR	265	 Marian (Ind.)	66	28:39.00	3:30.0	5:43.8	3:33.5
73 Nicholas MONKEMEYER	SR	107	 Creighton	67	28:41.86	3:32.9	5:44.4	3:33.9
74 Oscar RAMIREZ	SR	469	 Thomas More	68	28:42.03	3:33.1	5:44.4	3:33.9
75 David ALVAREZ	JR	445	 St. Xavier	69	28:43.15	3:34.2	5:44.6	3:34.1
76 Tyler HAVENS	SR	217	 Loras	70	28:43.38	3:34.4	5:44.7	3:34.1
77 Evan MCVITTIE	SO	437	 St. Norbert	71	28:44.34	3:35.4	5:44.9	3:34.2
78 Michael CONTE	SR	261	 Marian (Ind.)	72	28:44.72	3:35.8	5:44.9	3:34.3
79 Ethan SOWL	JR	443	 St. Norbert	73	28:47.50	3:38.5	5:45.5	3:34.6
80 Keaton MCNAIR	SO	313	 Ohio Dominican	74	28:51.47	3:42.5	5:46.3	3:35.1

Athlete		Yr.	#	Team	Score	Time	Gap	Avg. Mile	Avg. KM
81	Camden ABERNATHY	FR	366	St. Francis (Ind.)	75	28:53.97	3:45.0	5:46.8	3:35.4
82	Jordan MALIKOWSKI	JR	329	 Saint Mary's (Minn.)	76	28:58.40	3:49.4	5:47.7	3:36.0
83	Ryan SCHWAB	SO	147	 Detroit Mercy	77	28:58.45	3:49.5	5:47.7	3:36.0
84	Caleb BEIMFOHR	FR	258	 Marian (Ind.)	78	29:01.95	3:53.0	5:48.4	3:36.4
85	Liam CHRISTMAN	FR	182	 Holy Cross	--	29:03.28	3:54.3	5:48.7	3:36.6
86	Brennan GUIDO	SR	412	St. Mary-of-the-Woods	79	29:06.72	3:57.8	5:49.3	3:37.0
87	Sam STAGE	FR	270	 Marian (Ind.)	80	29:14.87	4:05.9	5:51.0	3:38.0
88	Tyson AGNEW	SO	367	St. Francis (Ind.)	81	29:19.57	4:10.6	5:51.9	3:38.6
89	David KLENK	SO	468	 Thomas More	82	29:19.68	4:10.7	5:51.9	3:38.6
90	Bryson TRETTER	SR	271	 Marian (Ind.)	--	29:27.93	4:19.0	5:53.6	3:39.6
91	Scott SMITH	SR	148	 Detroit Mercy	83	29:31.26	4:22.3	5:54.3	3:40.0
92	Brian MATY	JR	222	 Loras	--	29:32.30	4:23.3	5:54.5	3:40.2
93	Oscar HERNANDEZ	FR	140	 Detroit Mercy	84	29:33.68	4:24.7	5:54.7	3:40.3
94	Mark MORGAN	SO	223	 Loras	--	29:33.73	4:24.8	5:54.7	3:40.3
95	Jonathon MEADEN	JR	331	 Saint Mary's (Minn.)	85	29:34.16	4:25.2	5:54.8	3:40.4
96	Matthew MCKENDRY	SR	436	 St. Norbert	86	29:36.03	4:27.1	5:55.2	3:40.6
97	Brady PAGE	JR	415	St. Mary-of-the-Woods	87	29:40.64	4:31.7	5:56.1	3:41.2
98	Caedon MCCARTNEY	FR	330	 Saint Mary's (Minn.)	88	29:41.30	4:32.3	5:56.3	3:41.3
99	Andrew SCHULTZ	FR	470	 Thomas More	89	29:41.55	4:32.6	5:56.3	3:41.3
100	Bryce SHIRLEY	SO	110	 Creighton	90	29:42.84	4:33.9	5:56.6	3:41.5
101	Jonathan KOHR	FR	17	Ave Maria	91	29:43.53	4:34.6	5:56.7	3:41.6
102	Eduardo MARTINEZ	SR	454	 St. Xavier	92	29:46.02	4:37.1	5:57.2	3:41.9
103	Tanner ELLIS	FR	466	 Thomas More	93	29:47.54	4:38.6	5:57.5	3:42.1
104	Carlos DAVALOS	FR	409	St. Mary-of-the-Woods	94	29:51.55	4:42.6	5:58.3	3:42.6
105	Boston SMALL	SO	111	 Creighton	95	29:51.68	4:42.7	5:58.3	3:42.6
106	Sean NOLL	SO	314	 Ohio Dominican	96	29:55.05	4:46.1	5:59.0	3:43.0
107	Randy JOHNSON	FR	435	 St. Norbert	97	29:56.59	4:47.6	5:59.3	3:43.2
108	Eduardo SANTOSCOY	FR	373	St. Francis (Ind.)	98	29:57.59	4:48.6	5:59.5	3:43.3
109	Tanner MORIS	JR	332	 Saint Mary's (Minn.)	99	29:58.29	4:49.3	5:59.7	3:43.4
110	Aaron MICKELSON	FR	438	 St. Norbert	--	30:03.54	4:54.6	6:00.7	3:44.0
111	Andy KOHRMAN	SO	371	St. Francis (Ind.)	100	30:04.23	4:55.3	6:00.8	3:44.1

Athlete	Yr.	#	Team	Score	Time	Gap	Avg. Mile	Avg. KM
112 Daniel DONOVAN	FR	164	Franciscan (Ohio)	101	30:06.72	4:57.8	6:01.3	3:44.4
113 Aidan KING	SO	105	 Creighton	--	30:06.96	4:58.0	6:01.4	3:44.5
114 Matt WIELGUS	SR	272	 Marian (Ind.)	--	30:08.72	4:59.8	6:01.7	3:44.7
115 Axel DAOOD	FR	328	 Saint Mary's (Minn.)	102	30:15.79	5:06.8	6:03.2	3:45.6
116 Aidan KAY	FR	166	Franciscan (Ohio)	103	30:22.44	5:13.5	6:04.5	3:46.4
117 Charlie MCCALLISTER	FR	54	 Brescia	104	30:26.84	5:17.9	6:05.4	3:46.9
118 Devin SCHMENK	FR	374	St. Francis (Ind.)	105	30:34.40	5:25.4	6:06.9	3:47.9
119 Miles MULDER	FR	439	 St. Norbert	--	30:41.35	5:32.4	6:08.3	3:48.7
120 Benjamin BROWN	FR	51	 Brescia	106	30:43.47	5:34.5	6:08.7	3:49.0
121 Edgar FLORES	SR	451	 St. Xavier	107	30:44.28	5:35.3	6:08.9	3:49.1
122 Niklaus SMITH	FR	375	St. Francis (Ind.)	108	31:07.95	5:59.0	6:13.6	3:52.0
123 Brian BALDWIN	SR	447	 St. Xavier	109	31:15.93	6:07.0	6:15.2	3:53.0
124 Alex WIEDENHOEFT	JR	377	St. Francis (Ind.)	110	31:15.94	6:07.0	6:15.2	3:53.0
125 Jacob GONZALES	FR	370	St. Francis (Ind.)	--	31:17.28	6:08.3	6:15.5	3:53.2
126 Parker NUEST	JR	414	St. Mary-of-the-Woods	111	31:22.11	6:13.2	6:16.4	3:53.8
127 DJ MASON	SO	18	Ave Maria	112	31:23.27	6:14.3	6:16.7	3:53.9
128 Ethan SINNING	SO	316	 Ohio Dominican	113	31:31.33	6:22.4	6:18.3	3:54.9
129 Ryan OZYMY	FR	167	Franciscan (Ohio)	114	31:35.67	6:26.7	6:19.1	3:55.5
130 Trevor REAGLE	FR	22	Ave Maria	115	31:45.53	6:36.6	6:21.1	3:56.7
131 Finnegan ENGEL	SO	35	 Benedictine (Ill.)	116	31:48.36	6:39.4	6:21.7	3:57.1
132 David ADAMITIS	FR	14	Ave Maria	117	31:51.18	6:42.2	6:22.2	3:57.4
133 Jaren GILLIAM	JR	311	 Ohio Dominican	118	32:10.37	7:01.4	6:26.1	3:59.8
134 Harry SCHLITZ	FR	24	Ave Maria	119	32:16.53	7:07.6	6:27.3	4:00.6
135 Ben PILARSKI	JR	372	St. Francis (Ind.)	--	32:19.77	7:10.8	6:28.0	4:01.0
136 Kyle GUTFREUND	FR	467	 Thomas More	120	32:20.49	7:11.5	6:28.1	4:01.1
137 Joseph MULLALLY	JR	20	Ave Maria	121	32:25.74	7:16.8	6:29.1	4:01.7
138 Levi HERB	SO	413	St. Mary-of-the-Woods	122	32:30.38	7:21.4	6:30.1	4:02.3
139 Juan DELGADO-VASQUEZ	FR	410	St. Mary-of-the-Woods	123	32:32.71	7:23.8	6:30.5	4:02.6
140 Adam KAMEL	SO	312	 Ohio Dominican	124	32:35.02	7:26.1	6:31.0	4:02.9
141 Jaylin GILDERSLEEVE	FR	53	 Brescia	125	33:12.55	8:03.6	6:38.5	4:07.5
142 Shane MCBRIDE	FR	38	 Benedictine (Ill.)	126	33:13.78	8:04.8	6:38.8	4:07.7
143 Gabriel WILAMOWSKI	SO	26	Ave Maria	--	33:24.41	8:15.5	6:40.9	4:09.0
144 Jacob TURNER	JR	416	St. Mary-of-the-Woods	127	33:29.63	8:20.7	6:41.9	4:09.6

Athlete	Yr.	#	Team	Score	Time	Gap	Avg. Mile	Avg. KM
145 Christopher SANDERSON	JR	23	Ave Maria	--	33:43.03	8:34.1	6:44.6	4:11.3
146 Luke EVERHEART	FR	411	St. Mary-of-the-Woods	--	33:59.42	8:50.5	6:47.9	4:13.3
147 Isaiah SAUNDERS	FR	315	 Ohio Dominican	128	34:02.62	8:53.7	6:48.5	4:13.7
148 Chris DIGIOIA	JR	34	 Benedictine (Ill.)	129	34:06.78	8:57.8	6:49.4	4:14.3
149 James BARROW	FR	50	 Brescia	130	34:32.84	9:23.9	6:54.6	4:17.5
150 Tyler WALZ	FR	55	 Brescia	131	35:01.02	9:52.1	7:00.2	4:21.0
151 Wes WHEATLEY	FR	56	 Brescia	132	35:53.86	10:44.9	7:10.8	4:27.6
152 Lee KORIR	FR	240	Lourdes	133	35:56.79	10:47.8	7:11.4	4:27.9
153 Cole KIFUDE	FR	239	Lourdes	134	38:09.50	13:00.5	7:37.9	4:44.4
154 Wyatt BALES	FR	408	St. Mary-of-the-Woods	--	38:13.03	13:04.1	7:38.6	4:44.8
155 Ethan DOOLEY	FR	52	 Brescia	135	39:09.71	14:00.8	7:49.9	4:51.9
156 Cameron GARCIA	FR	238	Lourdes	136	39:52.91	14:44.0	7:58.6	4:57.3
157 Daniel BAUTIS-MACIAS	SR	237	Lourdes	137	40:03.55	14:54.6	8:00.7	4:58.6
158 Chayse SMITH	SO	317	 Ohio Dominican	--	40:05.06	14:56.1	8:01.0	4:58.8
159 Alejandro TECUANHUEHUE	SO	41	 Benedictine (Ill.)	138	40:39.04	15:30.1	8:07.8	5:03.0
160 Spencer RAYDER	SO	241	Lourdes	139	45:45.85	20:36.9	9:09.2	5:41.1
161 David NORTHRUP	SO	21	Ave Maria	--	49:01.46	23:52.5	9:48.3	6:05.4