

ST NORBERT

COLLEGE



2019 **Football**
YEARBOOK

They Cover the Green Knights

Radio

St. Norbert Webcast

100 Grant St.
De Pere, WI 54115
920-403-3031

WDUZ-Radio

The Rookie, sports director
P.O. Box 310
Green Bay, WI 54305
920.468.4100
920.468.0250 - fax

WTAQ & WNFL-Radio

Mark Daniels, sports director
P.O. Box 23333
Green Bay, WI 54305
920.435.3771
920.321.2300 - fax

WDOR-Radio

Chad Michaels, sports director
800 S. 15th Ave.
Sturgeon Bay, WI 54235
920.743.4411

Television

WBAY-TV (Ch. 2 - ABC)

Chris Roth, sports director
115 S. Jefferson
Green Bay, WI 54301
920.438.3265
920.432.1190 - fax

WFRV-TV (Ch. 5 - CBS)

Burke Griffin, sports director
P.O. Box 19055
Green Bay, WI 54307
920.430.3625
920.437.5769 - fax

WLUK-TV (Ch. 11 - Fox)

Josh Moser, sports director
P.O. Box 19011
Green Bay, WI 54307
920.490.1428
920.490.2500 - fax

WGBA-TV (Ch. 26 - NBC)

Charlie Sokaitis, sports director
1391 North Rd.
Green Bay, WI 54313
920.490.2655
920.490.2500 - fax

Newspapers

Green Bay Press-Gazette

Sports Desk
P.O. Box 19430
Green Bay, WI 54307
920.431.8222
920.431.8379 - fax

The Press

Rich Palzewicz, sports editor
www.thepress.media

Milwaukee Journal Sentinel

Sports desk
P.O. Box 661
Milwaukee, WI 53201
800.759.6397
414.224.2049 - fax

Wisconsin State Journal

sports desk
P.O. Box 8060
Madison, WI 53708
800.362.4221
608.252.6194 - fax

Iron Mountain Daily News

Burt Angeli, sports writer
215 E. Ludington St.
Iron Mountain, MI 49801
906.774.2772



When Covering the Green Knights

Sports Information Office

The St. Norbert College Sports Information Office is located in Mulva Family Fitness & Sports Center, Room 2016. Dan Lukes, Sports Information Director, may be reached at the following telephone numbers:

Office: 920-403-4077
Home: 920-983-0729
Fax: 920-403-3128
E-mail: dan.lukes@snc.edu

Press Credentials

Arrangements for press credentials should be made through the Sports Information Office by noon the day preceding the contest. All credentials will be left at will call.

Schneider Stadium

St. Norbert College home games are played at Schneider Stadium, located on the west side of De Pere, one mile south of campus on Lost Dauphin Road.

Press Box

The stadium press box features ample room for media personnel. Refreshments will be available and telephones can be provided for media on deadline.

Radio Broadcasts

Two broadcast booths are available in the press box and must be reserved two weeks prior to the contest. Stations will be limited to two credentials. A courtesy line will be provided.

Interviews with Coach McCarty

Head coach Dan McCarty may be reached in his office weekday mornings between 9-11 a.m. His office phone is 920-403-4232.

Player Interviews

Player interviews may be set up through the Sports Information Office, or after practice. The Green Knights practice Schneider Stadium.

General Information

Table of Contents

Media and General Information	2-3
About St. Norbert College	4-5
Head Coach Dan McCarty	6
Assistant Coaches	7
2019 Roster	8-9
Returning Lettermen	10-17
Green Knights to Watch	18-20
Midwest Conference Information	21
Retired Numbers	22
2018 Statistics	23-25
St. Norbert Record Book	26-43
All-Time Coaches	44
All-Time Results	45-48
All-Time Series Records	49
St. Norbert History	50

Quick Facts

Location: De Pere, Wisconsin 54115
Founded: 1898
Enrollment: 2,168
Nickname: Green Knights
Colors: Dartmouth Green and Old Gold
Stadium: Schneider Stadium (cap. 2,454)
National Affiliation: NCAA III
Conference Affiliation: Midwest Conference
President: Brian Bruess
Athletics Director: Tim Bald
Asst. AD/Athletics Communications: Dan Lukes
 SID Phone: (920) 403-4077
 SID E-Mail: dan.lukes@snc.edu
Athletic Trainers: Heather Erfurt, Evan Teske, Jason Dubs, Miranda Magadanz, Mitch Bertrand

Head Football Coach: Dan McCarty
 Alma Mater: UM-Duluth, 2000
 Record (Years): 34-9 (5th)
 Office: (920) 403-4232

Assistant Coaches: Drew Vanderlin, Dennis Cooper, Todd Bierowski, Rob Davis, Bob DeKeyser, Ken Golomski, Eric Hubbard, Christopher Malcolm, Don Maslinski, Larry Nelson, Dylain Nimmer, Mike Schultz, Patrick Tello

The mission of the St. Norbert College Department of Intercollegiate Athletics is to provide scholar-athletes with a quality experience that is intellectually, spiritually and personally challenging. The program promotes student growth in athletic skills, leadership, spirituality, teamwork, self-discipline and sportsmanship. This mission is supported by the philosophy and goals of NCAA Division III.

Staff Directory

Mailing address: Mulva Family Fitness & Sport Center
 St. Norbert College
 100 Grant St.
 De Pere, WI 54115-2099

All telephone numbers are area code 920

STAFF

Athletics Director

Tim Bald (Loras, 1980) 403-3031

Asst. AD/Athletic Communications

Dan Lukes (UW-Oshkosh, 1998) 403-4077

Asst. AD/Senior Woman Administrator

Abby Gildernick (St. Norbert, 2014) 403-3921

Certified Athletic Trainers

Heather Erfurt (Lasell, 2008) 403-3179

Evan Teske (Wisconsin Lutheran, 2015) 403-3179

Jason Dubs (McDaniel, 2013) 403-3179

Miranda Magadanz (UW-Oshkosh, 2017) 403-3179

Mitch Bertrand (Carroll, 2015) 403-3179

Administrative Assistant

Jenny DeCleene 403-3031

COACHES

Baseball

Mike Wallerich (St. Norbert, 2009) 403-3545

Basketball, Men's

Gary Grzesk (UW-Green Bay, 1996) 403-3137

Basketball, Women's

Amanda Leonhard-Perry (UWGB, 2003) 403-3033

Cheer

Ashley Appleton (St. Norbert, 2014) 403-3031

Cross Country, Men's and Women's

Track and Field, Men's and Women's

Don Augustine (Westminster-Pa., 2001) 403-3456

Dance

Natalie Wheeler (St. Norbert, 2015) 403-3031

Football

Dan McCarty (UM-Duluth, 2000) 403-4232

Golf, Men's

Tripp Maher (St. Norbert, 1980) 403-3023

Golf, Women's

John Sabo (St. Norbert, 2007) 403-3031

Ice Hockey, Men's

Tim Coghlin (UW-Stevens Point, 1989) 403-3034

Ice Hockey, Women's

A.J. Aitken (Michigan Tech, 2000) 403-2022

Soccer, Men's

Derek Rhodes (Massachusetts, 2004) 403-3031

Soccer, Women's

Bob Rickards (Coll. of Charleston, 1995) 403-3027

Softball and Equipment Manager

JoAnn Krueger 403-4080

Swimming & Diving, Men's & Women's

Hannah Saiz (Kenyon, 2013) 403-3397

Tennis, Men's

Matt Keesey (UW-Green Bay, 2010) 403-3031

Tennis, Women's

Tim Dean 403-3031

Volleyball, Women's & Men's

B.J. Bryant (Lakeland, 2008) 403-3031



Brian Bruess
President



Jennifer Bonds-Raacke
Vice President
for Academic Affairs



Julie Massey
Interim Vice President
for Mission and Student Affairs



Charles Jacobs
MWC Faculty
Representative



Tim Bald
Athletics Director

Pursue what matters at **St. Norbert College**



- Student-faculty collaborations that set you apart from your peers.
- Study abroad at 70 sites, in 30 countries, on six continents.
- Internships and service opportunities locally, nationally and globally.
- 100+ student organizations and clubs to fit your interests.
- Not just job skills, but life skills – critical-thinking, problem-solving and communication.
- Division III athletics – 23 varsity sports, with plenty of club and intramural sports.
- An education rooted in values and built on community.




Experience all that St. Norbert College has to offer!

Apply today for Fall 2020 at snc.edu/go/apply.

Office of Admission • 800-236-4878 • admit@snc.edu • www.snc.edu





Athletics Facilities

Mulva Family Fitness & Sports Center: (formerly the Schuldes Sports Center), home of St. Norbert's basketball and volleyball teams, underwent a \$26-million expansion and renovation and opened in spring 2017. The refurbished and enlarged facility will feature a state-of-the-art fitness center and a new swimming pool on the east side of the sports center, looking out to the Fox River.

The reimagined 129,400 sq. ft. building also will include new administrative offices for the athletics staff and the addition of a second floor. Its arena will continue to provide a 116-by-230-foot multipurpose area with a seating capacity of 2,500 for major sporting events and up to 5,000 for other high-attendance programs. The arena offers a full collegiate basketball court, an indoor track, four volleyball courts and four intramural basketball courts.

Mel Nicks Sports Complex: home of the Green Knights baseball and softball teams where the baseball team ranked second in Division III in home attendance in 1997 and 2000. New baseball and softball fields opened in spring of 2015.

Cornerstone Community Ice Center: The state-of-the-art facility is home to the St. Norbert hockey team. The rink opened in March 2000 and features seating for nearly 2,000 fans.

Donald J. Schneider Stadium: St. Norbert College proudly opened Donald J. Schneider Stadium, located on De Pere's near west side, in September 2010.

The 2,454-seat facility houses the Green Knights in football, men's and women's soccer and men's and women's outdoor track and field. Schneider Stadium has hosted numerous post-season and championship events.

Green Knights Achieve Academic and Athletic Success

In addition to the success of our teams, many of our individual athletes have earned distinction on and off the field. Not only has St. Norbert had national champions and all-conference performers, but several Academic All-Americans and Academic All-Conference selections as well.

Academic Success

- St. Norbert had 192 athletes earn Academic All-Conference honors in 2018-19.
- 76 athletes have earned Academic All-American accolades, the most by a Midwest Conference school.

Athletic Success

- St. Norbert had another successful year during the 2018-19 school year. The Green Knights compiled a 167-134-8 overall record, including a strong 105-45-5 mark in conference action.
- During 2018-19, St. Norbert captured six Midwest Conference championships.
- The St. Norbert College hockey team won the 2008, 2011, 2012, 2014 and 2018 NCAA Division III national championship.
- Since 2001, St. Norbert has claimed seven individual NCAA Division III national champions in track and field.
- St. Norbert has won 123 Midwest Conference championships since joining the league in 1983.
- St. Norbert has won 16 Northern Collegiate Hockey Association titles and 15 NCHA post-season championships since joining the league in 1994.

HEAD COACH DAN McCARTY



Dan McCarty enters his fifth season as St. Norbert College's head football coach in 2019.



St. Norbert is coming off a banner 2018 season, capturing its 17th Midwest Conference title in

34 years after topping Monmouth College in a hard-fought 10-7 win in the MWC Championship Game. The Green Knight followed that performance with an impressive 31-7 road win at previously unbeaten and nationally ranked Trine (Ind.) University in the first round of the NCAA Division III Playoffs. St. Norbert, which ended the season ranked No. 25 in national polling, ranked in the top 10 nationally in nine different statistical categories.

McCarty guided St. Norbert to a 7-3 season in 2017, which included a pair of overtime losses. The Green Knights finished second in Midwest Conference play after dropping a 9-6 overtime heartbreaker to Monmouth College in the league's championship game. St. Norbert rolled to the MWC North Division title with a clean 5-0 ledger, allowing a scant 20 points in those games.

In his first season, McCarty led the Green Knights to a 10-1 record - St. Norbert's first 10-win season since 2007. The Green Knights won the Midwest Conference championship by defeating an eight-win Monmouth College team 16-7 in the MWC Championship Game. St. Norbert also scored wins over two College Conference of Illinois and Wisconsin teams - Carthage College and North Park University - in non-conference action.

McCarty, who is 34-9 in three seasons with the Green Knights, piloted the Green Knights to a 7-3 mark in 2016 while finishing second in the Midwest Conference at 7-1.

McCarty spent the 2014 season as the Green Knights' defensive coordinator. The Green Knights were second in the Midwest Conference in 2014 in rushing defense at 135.4 yards per game, and were fourth in scoring defense at 22.2 points allowed per game.

McCarty, the 11th head coach in St. Norbert history, arrived in De Pere after spending one year as the head coach at Southern Door High School, located in his native Door County. McCarty's collegiate experience

includes coaching at UW-Stout from 2007-2010, where he coached offensive line and defensive line, and was the defensive coordinator in 2010.

McCarty also coached at his prep alma mater, Sturgeon Bay High School, from 2003-2006 and again in 2011. In his first stint with the Clippers, McCarty aided Sturgeon Bay to the 2004 WIAA Division 4 state championship as the offensive coordinator.

McCarty also coached under current South Dakota coach Bob Nielson at UW-Eau Claire and the University of Minnesota-Duluth. McCarty coached tight ends in 1998, and went with Nielson to Duluth to coach wide receivers and tight ends from 1999 to 2001. He also was the head coach of the Eidsvoll 1814s in Norway in the summer of 2001.

McCarty at St. Norbert

Year	Overall	MWC	Finish	NCAA
2015	10-1	5-0*	1st	First Round
2016	7-3	7-1	2nd	
2017	7-3	5-0*	2nd	
2018	10-2	5-0*	1st	Second Round
Total	34-9	22-1		

* - North Division

Assistant Coaches



Dennis Cooper

Dennis Cooper is in his second season as the offensive coordinator for St. Norbert College.

Cooper arrived in De Pere after spending the 2017 season as the offensive line coach and special teams coordinator at Dakota State University, an NAIA school in Madison, S.D. Cooper helped the Trojans to an 8-3 record and were ranked No. 23 in the NAIA Football Poll.

Cooper was a graduate assistant at Kent State University for the 2016 season, working with the offensive line. Cooper was also an assistant coach at Lowell (Mich.) High School in 2015, helping the Red Arrows to a MHSAA Division 2 state runner-up finish. He also head coach at Saranac (Mich.) High School in 2014 and was an assistant there the previous two seasons.

Cooper is a 2011 graduate of Aquinas College.



Todd Bierowski

In his 19th year on the St. Norbert staff is wide receivers coach Todd Bierowski. Bierowski is a highly decorated St. Norbert player, sharing the school record for pass receptions in a game with 12 and is fourth all-time in pass receptions

with 122. Bierowski also served as a team captain in 1993 and 1994.



Rob Davis

Rob Davis is in his second year working with the St. Norbert defensive line. Davis spent 12 seasons in the NFL as a long snapper; 11 with the Green Bay Packers and one with the Chicago Bears. Davis played in 183 regular-season and 12

playoff games. Following his career, Davis was the Packers' Director of Player Development.



Bob DeKeyser

Bob DeKeyser is in his 21st season as a St. Norbert assistant. DeKeyser, the special teams coordinator and assistant linebackers coach, has also coached defensive backs and quarterbacks while at St. Norbert. DeKeyser has coached at

UW-Platteville as well as Niagara, Lena, Oconto and New London high schools. DeKeyser was an All-WSUC performer at UW-Platteville.



Ken Golomski

Ken Golomski, who will coach running backs, enters his 12th season on the St. Norbert staff after a highly successful 25-year career as the head football coach at Ashwaubenon High School. Golomski, who played at UW-Stevens Point, led the

Jaguars to WIAA Division 2 state championships in 1996, 2000, 2001 and 2005 and state runner-up finishes in 1993 and 1998. He is a member of the Wisconsin Football Coaches Association Hall of Fame.



Drew Vanderlin

Drew Vanderlin is in his fourth season as the St. Norbert defensive coordinator and linebackers coach.

The Green Knights scored eight defensive touchdowns in 2018 while finishing second nationally in pass efficiency defense and third in takeaways and passing yards allowed. St. Norbert allowed just 227.8 yards per game during a 10-win season.

Vanderlin led St. Norbert's defense to four Top 10-finishes in the 2017 NCAA Division III statistical ratings. The Green Knights were third in tackles-for-loss, fourth in rushing defense, sixth in first downs allowed and eighth in scoring defense at 12.2 points per game.

Vanderlin, a Green Bay native, arrived at St. Norbert after spending four seasons as the defensive line coach and head strength and conditioning coach at UW-Stevens Point. He was a decorated player at Michigan Tech University as a four-year starter on the defensive line and finished his career with the second-most sacks in school history. Named a first-team All-GLIAC performer as a junior and senior, he was selected a team captain twice and was also named the Huskies' defensive lineman of the year two times.

Following his collegiate career, he participated in Rookie Orientation Camps with the Kansas City Chiefs and Green Bay Packers, and was signed to the Packers' practice squad in 2013.

Vanderlin is a 2011 graduate of Michigan Tech with a degree in exercise science.



Eric Hubbard

Eric Hubbard is in his first season working with the St. Norbert inside linebackers. He spent the 2018 season at McKendree coaching linebackers after assisting with the linebackers at Northern Illinois in 2017. Hubbard also

spent three years on the staff at Middleton High School, his final two seasons as the defensive coordinator.



Dylion Nimmer

Dylion Nimmer is in his first season as the St. Norbert quarterbacks coach. Nimmer arrived at St. Norbert after two seasons coaching the running backs at UW-Oshkosh. Nimmer has also been a part of the staff at Nevada-Las Vegas as

a recruiting and coaching intern.



Don Maslinski

Entering his 13th year on the football staff, Don Maslinski has been a fixture around St. Norbert athletics. Maslinski, who was St. Norbert's athletics director from 1998 to 2004, was a long-time assistant football coach at Ashwaubenon

High School in Green Bay. "Maz" will again work with the tight ends and offensive line this season.



Connor Rylatt

Connor Rylatt is in his first season as St. Norbert's recruiting coordinator. Rylatt spent the 2018 season at Colorado as a recruiting assistant. He also worked with the Jacksonville Jaguars during the 2018 training camp and the 2017 season at

Iowa State in its recruiting department.



Christopher Malcolm

Christopher Malcolm is in his first season working with the St. Norbert defensive line. A Washington, D.C., native, Malcolm graduated from Delaware State with a degree in sports management and a minor in coaching.



Mike Schultz

Mike Schultz is in his first year of a third stint coaching at St. Norbert. Schultz, who will serve as tight ends coach, aided at St. Norbert from 2002-04 and again from 2009-14. He was also an assistant coach at Lawrence and Carroll, where he

played quarterback from 1992-95.



Larry Nelson

Larry Nelson is in his 10th season at St. Norbert and will coach cornerbacks. Nelson coached at various levels for 31 years at Ashwaubenon High School, and was on the coaching staff of four WIAA State championships in 1996, 2000,

2001 and 2005 and two state runner-ups in 1993 and 1998.



Patrick Tello

Patrick Tello is in his third season at St. Norbert and will coach the safeties. Tello arrived at St. Norbert after four seasons at The College of New Jersey as the defensive backs coach and video coordinator. Tello has also coached with

the Spokane Shock and at Carbondale Community High School in Carbondale, Ill.

St. Norbert College Football Roster

as of 8/27/19

No.	Name	Pos.	Yr.	Hgt.	Wgt.	Hometown	No.	Name	Pos.	Yr.	Hgt.	Wgt.	Hometown
1	Brady Wodack *	K	So.	5-11	150	Sturgeon Bay	19	Sam Crook	WR	Fr.	5-10	175	Grafton (Living Word Lutheran)
1*	Logan Dorner	DB	Fr.	5-11	140	Green Bay (Preble)	19*	Thomas Hoffman	DB	Fr.	5-11	170	Clayton
2	Brandon Dudley *	RB	So.	5-9	200	Green Bay (West)	20	Jordan May	DB	Fr.	5-11	160	Chicago, Ill. (Fenwick)
3	Matt Galanopoulos **	WR	Jr.	5-10	190	Skokie, Ill. (Niles West)	21	Jadon Sackman ***	RB	Sr.	5-11	195	DeForest
4	Nick Quattrone	RB	Fr.	5-8	180	Champaign, Ill. (Centennial)	22	Michael Gesese-Elsenpeter	WR	Fr.	5-10	175	Manitowoc (Valders)
4*	Zach Sharpe	DB	Fr.	5-9	155	Port Washington	23	Kendall Karcz *	DB	So.	6-0	180	Pulaski
5	Joe Peterson ***	DB	Sr.	5-9	185	Racine (Union Grove)	23*	Daniel Fenn	WR	Fr.	5-9	165	Sheboygan Falls
5*	Nate Ihlenfeldt *	RB	So.	5-10	200	Green Bay (Notre Dame)	24	Alex Meisenheimer	WR	Fr.	5-10	170	Fond du Lac (Lomira)
6	Jaren Yoder *	DB	So.	5-9	185	Fox Point (Nicolet)	25	Nathan Stenzel	DB	Fr.	5-11	175	Sturgeon Bay (Sevastopol)
7	Ben Kohl *	WR	So.	6-0	190	Oshkosh (West)	26	Cameron Krueger	WR	Fr.	5-10	160	Cudahy
8	Gage McClanahan	QB	Sr.	6-3	225	Rowlett, Texas (First Baptist)	27	Carson LaPointe	WR	Fr.	5-9	150	Union Grove
9	Bright Boachie ***	DB	Sr.	5-11	190	Chicago, Ill. (Lane Tech)	29	Brendan Krohe	RB	Fr.	5-11	195	Geneva, Ill. (Geneva Community)
9*	Freddy Poorman **	QB	Jr.	6-0	205	Milwaukee (Marquette)	30	Orrin Prater *	WR	So.	5-10	175	Riverdale, Ill. (Richards)
10	Walter McBride ***	DB	Sr.	6-2	215	Chicago, Ill. (De La Salle)	31	John Trinh	RB	Fr.	5-9	210	Skokie, Ill. (Niles West)
10*	Carter Price	WR	Fr.	6-4	185	Grayslake, Ill. (North)	33	Charlie Hietpas *	RB	So.	5-9	220	Little Chute
11	Jack Hanauer	QB	So.	6-1	200	Shawano	34	Will Raatz	RB	Fr.	5-11	205	Edgar
11*	Matt Infante **	K	Jr.	6-1	185	Barrington, Ill.	34*	Eric Kramer	DB	Fr.	5-9	165	Chicago, Ill. (Nazareth Academy)
12	Jeff Allen ***	P/K	Sr.	6-3	210	Federal Way, Wash. (Decatur)	35	Ethan Vanden Plas **	DB	Jr.	5-6	165	New Franken (Green Bay Preble)
12*	Brady Eichmeier	QB	Fr.	6-3	190	Powers, Mich. (North Central)	35*	Ethan Kleckler	RB	Fr.	5-10	195	Monroe
13	Bennett Broeske	QB	Fr.	5-11	200	Brownsville (Lomira)	37	Tyler McCabe	LB	Fr.	6-0	240	Redwood City, Calif. (St. Francis)
14	Lucas Dutcher **	DB	Jr.	5-11	190	Oshkosh (Wautoma)	38	Mason Hrudka	LB	Jr.	5-11	205	Manitowoc (Roncalli)
14*	Diontae Freeman	WR	Fr.	5-11	200	Fort Worth, Texas (Boswell)	39	Gary McGowan	DB	Fr.	5-9	165	Bakersfield, Calif. (Ridgeview)
15	Joe Jung	DB	So.	5-10	185	Neenah	40	Dan Veselik **	LB	Jr.	5-9	210	Hinsdale, Ill. (Benet Academy)
15*	Isaac DeCarlo	WR	Fr.	5-9	180	Gile (Hurley)	40*	Gavin Maney ***	TE	Sr.	5-11	270	Three Lakes
16	Jackson Luhrs	QB	Fr.	6-0	190	South St. Paul, Minn.	41	Travis Laube	DB	Fr.	5-11	145	Fall Creek
16*	Danny Simon	K	Fr.	6-1	195	Morton Grove, Ill. (Niles Notre Dame)	42	Greg Lenhart **	TE	Jr.	6-0	250	Neenah
17	Brayden Van Ess **	QB	Jr.	6-1	200	Oostburg (Sheboygan Christian)	42*	Jack Bouchard	LB	Jr.	6-2	190	Wauwatosa (Milwaukee Marquette)
17*	Tyler Bachara	K	Fr.	5-8	175	Downers Grove, Ill. (South)	43	Michael Creighton *	LB	So.	5-10	190	Bolingbrook, Ill.
18	Andrew Olson **	LB	Jr.	6-1	220	Naperville, Ill. (St. Francis)	44	Matt Vanden Heuvel ***	RB	Sr.	5-9	215	Denmark
18*	Richie Gilles	QB	Fr.	6-2	170	Sun Prairie	45	Devon Reid	LB	Fr.	5-10	230	Columbus, Ga. (Spencer)

St. Norbert College Football Roster

No.	Name	Pos.	Yr.	Hgt.	Wgt.	Hometown
46	Bryan Boockmeier	LB	Fr.	6-3	225	Green Bay (Preble)
47	Blake Framke	LB	Fr.	5-10	185	Oshkosh (West)
48	Mitch McCabe	LB	So.	6-4	245	Redwood City, Calif. (St. Francis)
49	Brendin Cryderman	LB	Fr.	5-10	200	Sault Ste. Marie, Mich.
50	Izak Plasky	LB	Fr.	5-9	230	Marshall
51	Zach Round	OL	Fr.	6-1	240	San Clemente, Calif. (JSerra Catholic)
51*	Grady Brick	LB	Fr.	5-11	165	Green Bay (Notre Dame)
52	Danny Howard *	LB	So.	5-10	220	Menomonee Falls
52*	Griffin Reinhardt	OL	Fr.	5-10	265	Fish Creek (Gibraltar)
53	Zach Kratky **	LB	Jr.	6-0	220	Green Bay (Preble)
54	Kevin Pedersen **	LB	Jr.	5-10	195	Cary, Ill. (Cary-Grove)
55	Michael Pini *	LB	So.	6-1	205	Grayslake, Ill. (Mundelein)
56	Maccabee Barrett **	LB	Jr.	5-11	215	Battle Creek, Mich. (Lakeview)
56*	Anthony Aziere *	OL	So.	6-2	235	Green Bay (Preble)
57	Kyle MacDonald	LB	Fr.	6-3	200	Glenview, Ill. (Niles Notre Dame)
58	Morgan Wilson	LB	Fr.	6-2	205	Martinez, Calif. (Alhambra)
59	Jake Berken **	LB	Jr.	5-11	220	Green Bay (Preble)
59*	Eli Blohowiak	OL	Fr.	5-9	280	Appleton (Xavier)
60	Ian Jennings ***	OL	Sr.	6-0	275	Palm Beach Garden, Fla. (Suncoast)
62	Sam Karner	OL	Fr.	5-11	260	Greenleaf (Wrightstown)
63	Jarod Glander *	DL	So.	6-0	270	Plymouth (Manitowoc Roncalli)
63*	Eddie Edwards	OL	Fr.	5-11	270	Chicago, Ill. (Christ the King)
64	Donovan Salewski **	OL	Jr.	6-4	335	Pound (Coleman)
64*	Jakob Haasch *	DL	So.	5-6	225	Sheboygan (Manitowoc Roncalli)
65	EJ Mastrocola **	OL	Jr.	6-3	330	Burlington (Waterford)
65*	Lucas Ruechel *	DL	So.	6-1	270	Oconto
66	Dylan Peerenboom ***	OL	Sr.	6-2	310	Oshkosh (North)
67	Isaac Sidon *	DL	So.	5-11	255	Green Bay (Notre Dame)
68	Luke Williams ***	OL	Sr.	6-0	305	Sun Prairie
70	John Adam ***	OL	Sr.	6-4	315	Madison (Memorial)

No.	Name	Pos.	Yr.	Hgt.	Wgt.	Hometown
71	Austin Rupiper ***	OL	Sr.	6-1	295	Evansville
72	Jared Skildum *	OL	So.	6-4	275	Hanover Park, Ill. (Glenbard North)
74	Owen Tuckey	OL	Fr.	6-4	310	Williamston, Mich.
74*	Jeremiah Kuhns	DL	Fr.	5-10	370	White Cloud, Mich. (Newaygo)
75	Nathan Krizan	OL	Fr.	6-3	255	Shawano
76	Mitchell West	OL	Fr.	6-4	230	Appleton (East)
77	Isaac Mears ***	OL	Sr.	6-5	275	Denmark
78	John Leonhard **	OL	Jr.	6-4	300	Green Bay (Notre Dame)
79	Brennan Springmire **	OL	Jr.	6-4	290	Downers Grove, Ill. (Montini Catholic)
80	Samuel Staehling ***	WR	Sr.	6-1	200	Plymouth
82	Matt Godfrey	TE	Fr.	6-2	210	Menomonee Falls
83	Karter Decker *	WR	So.	6-1	185	Sterling, Ill. (Newman Central Catholic)
84	David Lox **	WR	Jr.	5-11	225	Chicago, Ill. (St. Laurence)
85	Mitchell Gray *	TE	So.	6-4	225	New Lenox, Ill. (Providence Catholic)
86	Ian Doell	WR	Fr.	6-0	190	Casco (Luxemburg-Casco)
87	Jaden Guequierre *	WR	So.	6-3	190	Menomonee Falls
88	Darian Jobe *	WR	So.	6-0	170	Carrizo Springs, Texas
89	Mark Molitor **	WR	Sr.	6-0	205	Villa Park, Ill. (Willowbrook)
90	Landon Mueller **	DL	Jr.	6-1	250	Oshkosh (North)
91	Nolan Wagner	DL	Fr.	6-2	220	Waukesha (Milwaukee Marquette)
92	Sam Seelman	DL	Fr.	6-2	225	Oshkosh (Fox Valley Lutheran)
93	Parker Violette *	DL	So.	5-11	290	Palos Verdes, Calif.
94	Blake Olejniczak ***	DL	Sr.	6-3	260	Abrams (Green Bay Notre Dame)
95	Ryan Strelczyk	DL	Fr.	6-2	225	Midlothian, Ill. (St. Rita)
96	Jordan Jagodinsky *	DL	Jr.	6-3	240	Manitowoc (Roncalli)
97	Jerome Tillis ***	DL	Sr.	6-0	285	Maywood, Ill. (St. Joseph's)
99	Kordell Draves ***	DL	Sr.	6-1	265	Forestville (Southern Door)

* - after number denotes duplicate number

* - after name denotes letters won

Returning Lettermen



John Adam
Senior — Offensive Line
Madison, Wis. — Memorial HS

Three varsity letters. **2018:** No. 2 on the depth chart at left tackle. **2017:** Saw action on the offensive line. **2016:** Provided depth on the offensive line. **Personal:** Majoring in business administration. Lettered in football three times at Madison Memorial High School. Second-team All-Big Eight Conference. Also named All-City. AP

Scholar and National Guard Leadership Award recipient. Father played football at Millikin. Enjoys video games. Birthdate is 3/1/98.



Jeff Allen
Senior — Punter/Kicker
Federal Way, Wash. — Decatur HS

Three varsity letters. **2018:** Punted 61 times for 2,275 yards, a gross average of 37.3 yards. Dropped 30 punts inside the opponents' 20-yard line and had 28 punts fair caught. Also kicked off nine times, including a successful onside kick against UW-Eau Claire. First-team All-Midwest Conference selection. Named team

special teams player of the year. Punted three times for 42.3-yard average in 91-0 win over Grinnell, including a season-high 56-yard effort. Had three punts for 41.7-yard average in 30-17 win over Ripon. Finished with a 41.6-yard average on five punts in 16-7 win over Aurora. **2017:** Punted 37 times for 1,336 yards, a gross average of 36.1 yards. Finished with 12 punts inside the opponents' 20-yard line. Had four punts for 39.5-yard average in 47-7 win over Macalester. Punted eight times for 38.6-yard average, including a season-long kick of 54 yards, in 17-0 win over Ripon. **2016:** Punted 41 times for 1,539 yards, a gross average of 37.5 yards. Had 15 punts inside the opponents' 20-yard line. Had three punts for a 43.7-yard average in 62-0 win over Lawrence. Had seven punts for an average of 39.9 yards with four punts inside the 20 in 56-20 win over Illinois College. **Personal:** Majoring in accounting. Participated in football, swimming and soccer at Decatur High School. All-conference selection in football. Team special teams player of the year. Dean's List student at St. Norbert. Father swam and played water polo at San Jose State. Enjoys snowboarding, hiking and skimboarding. Birthdate is 11/9/97.



Anthony Aziere
Sophomore — Offensive Line
Green Bay, Wis. — Preble HS

One varsity letter. **2018:** Scout Team Player of the Week. **Personal:** Majoring in chemistry. Participated in football at Green Bay Preble High School. Enjoys weightlifting. Birthdate is 2/3/00.



Maccabee Barrett
Junior — Linebacker
Battle Creek, Mich. — Lakeview HS

Two varsity letters. **2018:** Did not register a tackle. Scout Team Player of the Week. **2017:** Did not record a tackle. Named a Scout Team Player of the Week. **Personal:** Majoring in computer science. Participated in football and track at Battle Creek Lakeview High School. All-city and all-conference selection in football. Brother

and father both played football at St. Norbert. Enjoys lifting and working out. Birthdate is 1/13/99.



Jake Berken
Junior — Linebacker
Green Bay, Wis. — Preble HS

Two varsity letters. **2018:** Finished the season with five tackles and a forced fumble. Posted two tackles and a forced fumble in 91-0 win over Grinnell. Had two tackles in 16-7 win over Aurora. **2017:** Did not record a tackle. Named a Scout Team Player of the Week. **Personal:**

Majoring in business administration. Participated in football and track at Green Bay Preble High School. Second-team All-FRCC and honorable mention all-area selection. Enjoys hunting, fishing and sports. Birthdate is 5/12/99.



Bright Boachie
Senior — Defensive Back
Chicago, Ill. — Lane Tech HS

Three varsity letters. **2018:** Moved to defensive back and ended the season with 10 tackles and a fumble recovery. Made two tackles and had a fumble recovery for a touchdown in 91-0 win over Grinnell. Had two tackles in 17-15 win over Macalester. **2017:** Totaled five rushes for 35 yards and caught two passes for nine yards. Rushed

one time for 18 yards in 10-0 win over Chicago. Rushed twice for seven yards and caught one pass for five yards in 66-13 win over Grinnell. **2016:** Finished the season with eight receptions for 82 yards. Made five catches for 74 yards in 37-14 loss to UW-Stevens Point. Had two receptions for eight yards in 50-3 win over Knox. **Personal:** Majoring in business administration. Dean's List student. Participated in football, basketball and track at Lane Tech High School. All-conference selection and played in CPS all-star game. Lane Tech Male Athlete of the Year as a senior. Enjoys video games. Birthdate is 10/27/98.



Michael Creighton
Sophomore — Linebacker
Bolingbrook, Ill. — Bolingbrook HS

One varsity letter. **2018:** Did not record a tackle. Scout Team Player of the Week. **Personal:** Majoring in business administration. Participated in football at Bolingbrook High School. Enjoys music. Birthdate is 9/17/99.



Karter Decker
Sophomore — Wide Receiver
Sterling, Ill. — Newman Central Catholic HS

One varsity letter. **2018:** Did not record a reception. Scout Team Player of the Week. **Personal:** Majoring in business administration. Lettered in football and track and Newman Central Catholic High School. Football team won three conference titles, while track team won state championship. National Honor Society member. Birthdate is 8/3/00.


Returning Lettermen



Kordell Draves

Senior – Defensive Line
Forestville, Wis. – Southern Door HS

Three varsity letters. **2018:** Finished the season with 38 tackles, seven tackles-for-loss, one forced fumble, one quarterback sack and one pass defended. First-team All-Midwest Conference selection. Made seven tackles with two tackles-for-loss and one forced fumble in 34-0 win over Knox. Totaled seven tackles with 1.5 tackles-for-loss and one quarterback sack in 60-0 win over Beloit. Turned in five tackles in 30-23 double-overtime loss to UW-Eau Claire. **2017:** Totaled 22 tackles, with 8.5 tackles-for-loss. Totaled a team-high six quarterback sacks. First-team All-Midwest Conference selection. Had three tackles, all going for a loss, including a quarterback sack in 10-0 win over Chicago. Also had games with three tackles including one quarterback sack in 38-6 win over Lawrence and in 47-7 win over Macalester. **2016:** Finished the season with nine tackles. Had four tackles in 48-7 win over Ripon. Totaled three stops in 62-0 win over Lawrence. **Personal:** Majoring in business administration. Participated in football and baseball at Southern Door High School. First-team all-conference in football and second-team all-conference in baseball. Football team won conference title senior year. Enjoys playing and watching sports, hunting and fishing. Birthdate is 11/2/97.



Matt Galanopoulos

Junior – Wide Receiver
Skokie, Ill. – Niles West HS

Two varsity letters. **2018:** Enjoyed a breakout season as an all-purpose player, catching 40 passes for 375 yards and three touchdowns while also rushing 34 times for 215 yards and five touchdowns. Returned 12 kickoffs for 251 yards and had 11 punt returns for 111 yards. Also completed only pass attempt for 35 yards.


Caught five passes for 78 yards, completed only pass attempt for 35 yards and had 76 return yards in 30-17 win over Ripon. Rushed nine times for 58 yards with two touchdowns while also adding 81 return yards in 46-0 win over Lawrence. Rushed four times for 47 yards and added five receptions for 44 yards in 10-7 win over Monmouth in MWC Championship Game. Scored two rushing touchdowns on four carries for 28 yards in 17-15 win over Macalester. **2017:** Caught 19 passes for 196 yards and two touchdowns. Made eight catches for 74 yards and one touchdown in 47-7 win over Macalester. Had five receptions for 24 yards in 9-6 overtime loss to Monmouth in Midwest Conference championship game. Finished with four catches for 60 yards and one touchdown in 17-0 win over Ripon. **Personal:** Majoring in accounting. Earned four letters in football, three in track and one in basketball at Niles West High School. A three-time all-conference selection and twice named all-area in football. Also twice honored all-conference in track. Brother, Tommy, plays football at Lake Forest. Enjoys cars, fishing and boating. Birthdate is 5/4/99.



Brandon Dudley

Sophomore – Running Back
Green Bay, Wis. – West HS


One varsity letter. **2018:** Finished the season with 313 rushing yards on 52 carries and four touchdowns. Named team offensive newcomer of the year. Caught eight passes for 57 yards and one touchdown. Rushed 12 times for 96 yards and two touchdowns with two catches for 15 yards in 60-0 win over Beloit. Had 98 rushing yards on six attempts and one touchdown in 91-0 win over Grinnell. Totaled 37 rushing yards on 12 carries with two receptions for 26 yards in 21-20 win over Chicago. **Personal:** Majoring in sociology. Lettered in football, basketball and track and field at Green Bay West High School. All-state at linebacker and all-conference in football and track. Enjoys fishing. Birthdate is 5/20/00.



Jarod Glander

Sophomore – Defensive Line
Plymouth, Wis. – Manitowoc Roncalli HS


One varsity letter. **2018:** Academic All-Midwest Conference. **Personal:** Majoring in psychology. Lettered three times in football and four times in track and field at Manitowoc Roncalli High School. Track team captain. National Honor Society member. Dean's List student at St. Norbert. Enjoys football, basketball, baseball and video games. Birthdate is 3/14/00.



Lucas Dutcher

Junior – Defensive Back
Oshkosh, Wis. – Wautoma HS

Two varsity letters. **2018:** Finished the season with one tackle, coming in 17-15 win over Macalester. **2017:** Did not record a tackle. **Personal:** Majoring in business administration. Participated in football, basketball, track and golf at Wautoma High School. Three-time all-conference selection in football. Also all-conference honoree in basketball at golf. Football team won conference championship his sophomore and junior seasons. National Honor Society member. Father played football at Ripon. Enjoys hunting, fishing and weightlifting. Birthdate is 1/29/99.



Mitchell Gray

Sophomore – Tight End
New Lenox, Ill. – Providence Catholic HS

One varsity letter. **2018:** Did not catch a pass. Academic All-Midwest Conference. Scout Team Player of the Week. **Personal:** Majoring in chemistry. Lettered three times in basketball and twice in football at Providence Catholic High School. National Honor Society member. Chicago Catholic League Scholar-Athlete. Dean's List student at St. Norbert. Father played football at UW-Whitewater. Enjoys fishing. Birthdate is 2/8/00.

Returning Lettermen



Jaden Guequierre

Sophomore – Wide Receiver
Menomonee Falls, Wis. – Menomonee Falls HS

One varsity letter. **2018:** Did not catch a pass. **Personal:** Majoring in business administration. Lettered twice in football at Menomonee Falls High School. Enjoys playing and watching sports. Birthdate is 3/28/00.



Jakob Haasch

Sophomore – Defensive Line
Sheboygan, Wis. – Manitowoc Roncalli HS

One varsity letter. **2018:** Did not record a tackle. **Personal:** Majoring in psychology. Participated in football, wrestling and track and Manitowoc Roncalli High School. Birthdate is 3/18/00.



Charlie Hietpas

Sophomore – Running Back
Little Chute, Wis. – Little Chute HS

One varsity letter. **2018:** Did not have a rushing attempt. Academic All-Midwest Conference. Scout Team Player of the Week. **Personal:** Majoring in business administration. Lettered in track four times and football three times at Little Chute High School. First-team all-conference selection and team most valuable player.

WIAA Scholar Athlete. Dean's List student at St. Norbert. Enjoys fishing, sports, video games and friends. Birthdate is 6/16/99.



Danny Howard

Sophomore – Linebacker
Menomonee Falls, Wis. – Menomonee Falls HS

One varsity letter. **2018:** Did not record a tackle. **Personal:** Majoring in accounting. Lettered three times in football and twice in baseball at Menomonee Falls High School. First-team all-conference at linebacker. Father played baseball at Florida State and mother ran track and competed in gymnastics at UW-La Crosse.

Enjoys hunting, disc golf and fitness. Birthdate is 12/9/99.



Nate Ihlenfeldt

Sophomore – Running Back
Green Bay, Wis. – Notre Dame Academy

One varsity letter. **2018:** Totaled 362 rushing yards on 77 carries with two touchdowns. Caught 17 passes for 162 yards and two touchdowns. Returned 12 kickoffs for 190 yards and eight punts for 57 yards. Finished with 82 yards rushing on 15 carries in 31-7 win over Trine in first round of NCAA Division III Playoffs.

Rushed 17 times for 82 yards in 17-15 win over Macalester. Totaled 74 rushing yards on 15 carries with one touchdown in 46-0 win over Lawrence. Made four receptions for 84 yards and one touchdown with three carries for 30 yards in 34-0 win over Knox. Returned seven kickoffs for 128 yards in 54-21 loss to UW-Whitewater in second round of NCAA Division III Playoffs. **2017:** Redshirted at University of Washington. **Personal:** Majoring in business administration. Participated in football, basketball and track at Notre Dame Academy. Fox River Class Conference Offensive Player of the Year. First-team all-state, all-area and all-conference selection. Team won WIAA Division 3 state title as junior and was runner-up as senior. Birthdate is 8/11/98.



Matt Infante

Junior – Kicker
Barrington, Ill. – Barrington HS

Two varsity letters. **2018:** Did not have a kickoff or placement attempt. **2017:** Did not kickoff or attempt a placement. **Personal:** Majoring in business administration. Lettered twice in football at Barrington High School. Was named team's special teams most valuable player. Father, Mike, played football at St.

Norbert and was a part of two Midwest Conference championship teams. Enjoys fishing, jetskiing and video games. Birthdate is 3/18/99.



Jordan Jagodinsky

Junior – Defensive Line
Manitowoc, Wis. – Roncalli HS

One varsity letter. **2018:** Finished the season with nine tackles with one tackle-for-loss and one pass defended. Academic All-Midwest Conference. Named team defensive newcomer of the year. Made three tackles in 34-0 win over Knox. Had two stops apiece in 91-0 win over Grinnell and in 60-0 win over Beloit. **2016-17:** Attended Michigan

Tech University. **Personal:** Majoring in accounting. Lettered three times in football, twice in track and field and once in baseball at Roncalli High School. First-team all-conference selection in football. Class salutatorian. Dean's List student at St. Norbert. Brother played football at Coe. Birthdate is 9/5/97.



Ian Jennings

Senior – Offensive Line
Palm Beach Garden, Fla. – Suncoast HS

Three varsity letters. **2018:** Provided depth on the offensive line. **2017:** Saw action at left guard. 2016: Finished the season as the No. 2 right guard on the depth chart. **Personal:** Majoring in economics. Participated in football at Suncoast High School. All-district, all-area and all-conference selection. Enjoys friends. Birthdate is 5/1/98.

Returning Lettermen



Darian Jobe
Sophomore — Wide Receiver
Carrizo Springs, Texas — Carrizo Springs HS

One varsity letter. **2018:** Did not record a reception. **Personal:** Majoring in peace and justice. Participated in football, track and basketball at Carrizo Springs High School. Birthdate is 5/3/00.



Kendall Karcz
Sophomore — Defensive Back
Pulaski, Wis. — Pulaski HS

One varsity letter. **2018:** Did not register a tackle. **Personal:** Majoring in business administration. Lettered twice in football at Pulaski High School. All-Fox River Classic Conference selection. Participated in WFLA All-Star Game. Dean's List student at St. Norbert. Enjoys hunting and fishing. Birthdate is 7/12/99.



Ben Kohl
Sophomore — Wide Receiver
Oshkosh, Wis. — West HS

One varsity letter. **2018:** Did not attempt a pass. Scout Team Player of the Week. **Personal:** Majoring in business administration. Earned 10 letters at Oshkosh West High School, with four in baseball and three each in football and basketball. Honorable mention all-state, all-area and All-VFA in football. Earned All-FVA mention in

baseball four times. Started at shortstop for St. Norbert baseball team. Enjoys sleeping, fishing and weightlifting. Birthdate is 9/1/99.



Zach Kratky
Junior — Linebacker
Green Bay, Wis. — Preble HS

Two varsity letters. **2018:** Did not register a tackle. Academic All-Midwest Conference. Scout Team Player of the Week. **2017:** Did not record a tackle. **Personal:** Majoring in business administration. Dean's List student. Participated in football at Green Bay Preble High School. First-team All-FRCC and second-team

all-area selection. Twice named team defensive most valuable player. Birthdate is 6/16/99.



Greg Lenhart
Junior — Tight End
Neenah, Wis. — Neenah HS

Two varsity letters. **2018:** Had four rushing attempts for seven yards. Scout Team Player of the Week. Gained four yards on three carries in 60-0 win over Beloit. **2017:** Did not have a rushing attempt. Named a Scout Team Player of the Week. **Personal:** Majoring in business administration. Participated in football and basketball at Neenah High

School. Honorable mention all-conference selection. Birthdate is 6/24/98.



John Leonhard
Junior — Offensive Line
Green Bay, Wis. — Notre Dame Academy

Two varsity letters. **2018:** Was No. 2 on depth chart at right tackle. **2017:** Finished the season as the backup right tackle. Named a Scout Team Player of the Week. **Personal:** Majoring in business administration. Lettered twice each in football and baseball at Notre Dame Academy. Football team won WIAA Division 3 state title as junior. Honorable mention all-conference selection in football. Enjoys sports and the outdoors. Birthdate is 5/7/99.



David Lox
Junior — Wide Receiver
Chicago, Ill. — St. Laurence HS

Two varsity letters. **2018:** Caught 24 passes for 177 yards and also rushed 21 times for 160 yards. Caught five passes for 47 yards in 30-17 win over Ripon. Made four receptions for 30 yards in 54-21 loss to UW-Whitewater in second round of NCAA Division III Playoffs. Rushed six times for 45 yards and caught two passes for 20 yards in 31-7 win over Trine in first round of NCAA Division III Playoffs. Finished with four carries for 50 yards with two receptions for 15 yards in 10-7 win over Monmouth in Midwest Conference Championship Game. **2017:** Did not catch a pass. Named a Scout Team Player of the Week. **Personal:** Majoring in accounting. Earned two letters each in football and baseball at St. Laurence High School. All-conference in football as junior and senior. Second-team all-conference choice in baseball as senior. Earned football team's most versatile player and baseball team's hustle award. Football team won conference titles his junior and senior years. Enjoys bicycling. Birthdate is 6/25/99.



Gavin Maney
Senior — Tight End
Three Lakes, Wis. — Three Lakes HS

Three varsity letters. **2018:** Did not have a rushing attempt. Academic All-Midwest Conference. **2017:** Did not record a rushing attempt. **2016:** Did not have a rushing attempt. **Personal:** Majoring in chemistry. Lettered four times each in football and basketball and once in track at Three Lakes High School. First-team all-conference choice in football and second-team all-conference three times in basketball. Had three uncles play Division III football. Enjoys waterskiing, reading and hunting. Birthdate is 12/16/97.



EJ Mastrocola
Junior — Offensive Line
Burlington, Wis. — Waterford HS

Two varsity letters. **2018:** Finished the season at No. 2 on the depth chart at right guard. **2017:** Started at right guard. First-team All-Midwest Conference selection. Named team Offensive Newcomer of the Year. **Personal:** Majoring in education. Participated in football, wrestling and track and field at Waterford High School. All-area, all-county and all-conference selection twice in football. Wrestling team advanced to state tournament as senior. Father played college football and mother played college basketball, softball and track. Birthdate is 7/18/98.

Returning Lettermen



Walter McBride
Senior – Defensive Back
Chicago, Ill. – De La Salle HS

Three varsity letters. **2018:** Totaled 34 tackles on the season with one interception, one pass defended, one fumble recovery and one-half quarterback sack. Second-team All-Midwest Conference selection. Posted six tackles in 30-23 double-overtime loss to UW-Eau Claire. Totaled five tackles in 10-7 win over Monmouth in

Midwest Conference Championship Game. Finished with five stops in 21-20 win over Chicago. Recovered a fumble and added four tackles in 60-0 win over Beloit. **2017:** Finished the season with 22 tackles and two passes defended. Made five tackles in 61-17 win over Knox. Had games of four tackles each in 29-7 loss to Benedictine, in 38-6 win over Lawrence and in 9-6 overtime loss to Monmouth in Midwest Conference championship. **2016:** Totaled 18 tackles on the season with one interception and one tackle-for-loss. Team Defensive Newcomer of the Year. Had six tackles and one tackle-for-loss in 38-14 loss to Monmouth. Finished with three tackles each in 62-0 win over Lawrence and in 35-7 win over Macalester.

Personal: Majoring in graphic design. Participated in football and track at De La Salle High School. Second-team all-conference selection in football. IHSA state qualifier in 400-meter dash. Academic All-Conference in football and track. Enjoys drawing, singing and music. Birthdate is 11/11/97.



Isaac Mears
Senior – Offensive Line
Denmark, Wis. – Denmark HS

Three varsity letters. **2018:** Held starting job at right tackle. First-team All-Midwest Conference selection. **2017:** Starter at right tackle. Second-team All-Midwest Conference selection. **2016:** Played in one game before missing remainder of season due to injury and received medical hardship. **Before SNC:** Attended Winona State

University. **Personal:** Majoring in business administration. Played football at Denmark High School. All-region as a senior. All-conference selection. Enjoys football, fishing, hockey and cards. Birthdate is 11/12/96.



Mark Molitor
Senior – Wide Receiver
Villa Park, Ill. – Willowbrook HS

Two varsity letters. **2018:** Finished the season with four receptions for 45 yards. Made two catches for 20 yards in 60-0 win over Beloit. Had one reception for 21 yards in 30-23 double-overtime loss to UW-Eau Claire. **2017:** Caught one pass for six yards, coming in 29-7 loss to Benedictine. **2016:** Missed season due to injury. **Personal:** Did not provide information.



Landon Mueller
Junior – Defensive Line
Oshkosh, Wis. – North HS

Two varsity letters. **2018:** Ended the season with three tackles with 1.5 tackles-for-loss and 1.5 quarterback sacks. Scout Team Player of the Week. Finished with two tackles, including 1.5 tackles-for-loss and 1.5 quarterback sacks, in 60-0 win over Beloit. **2017:** Did not record a tackle. Named a Scout Team Player of the week.

Personal: Majoring in computer science. Participated in football and basketball at Oshkosh North High School. Twice named second-team All-VFA and once named first-team all-area in football. Played on conference champion football team as sophomore. Enjoys the outdoors, biking and hiking. Birthdate is 7/21/98.



Blake Olejniczak
Senior – Defensive Line
Abrams, Wis. – Green Bay Notre Dame HS

Three varsity letters. **2018:** Finished the year with 33 tackles, 3.5 tackles-for-loss, 2.5 quarterback sacks, one fumble recovery and one blocked kick. Named Midwest Conference Special Teams Player of the Week against Chicago. Finished with five tackles, 2.5 tackles for loss and 1.5 quarterback sacks in 17-15 win over

Macalester. Ended with five stops and one tackle-for-loss with one quarterback sack in 60-0 win over Beloit. Totaled five tackles in 54-21 loss to UW-Whitewater in second round of NCAA Division III Playoffs. Made four tackles in 30-23 double-overtime loss to UW-Eau Claire. Blocked potential game-tying extra-point attempt in waning moments of 21-20 win over Chicago. **2017:** Totaled 15 tackles with four tackles-for-loss and three quarterback sacks. Had four tackles with two quarterback sacks in 38-6 win over Lawrence. Finished with three tackles in 29-7 loss to Benedictine. Made two stops with one quarterback sack in 17-0 win over Ripon. **2016:** Received a medical hardship. **Personal:** Majoring in business administration. Lettered three times each in football and baseball at Notre Dame Academy. All-state defensive lineman, while also being named all-region and all-conference. Football team won WIAA state title senior year while baseball team was state runner-up. Enjoys hunting and fishing. Birthdate is 8/20/97.



Andrew Olson
Junior – Linebacker
Naperville, Ill. – St. Francis HS

Two varsity letters. **2018:** Did not register a tackle. **2017:** Did not record a tackle. **Personal:** Majoring in business administration. Dean's List student. Participated in football at St. Francis High School. Team captain. National Honor Society member. Enjoys coin collecting. Birthdate is 2/16/99.



Kevin Pedersen
Junior – Linebacker
Cary, Ill. – Cary-Grove HS

Two varsity letters. **2018:** Did not register a tackle. Academic All-Midwest Conference. Scout Team Player of the Week. **2017:** Did not record a tackle. Named a Scout Team Player of the Week. **Personal:** Majoring in education. Dean's List student. Participated in football and baseball at Cary-Grove High School. Twice named

first-team all-conference selection and once named first-team all-area in football. Enjoys music and musicals.

Returning Lettermen



Dylan Peerenboom

Senior – Offensive Line
Oshkosh, Wis. – North HS

Three varsity letters. **2018:** Ended the season as the starter at center. **2017:** Finished the season as the No. 2 left tackle on the depth chart. **2016:** Finished the season as the No. 2 left guard on the depth chart. **Personal:** Majoring in business administration. Lettered twice in football and twice in track at Oshkosh North

High School. Football team captain. Enjoys boating, jet skiing, fishing, golfing, wakeboarding and weightlifting. Birthdate is 3/4/98.



Joe Peterson

Senior – Defensive Back
Racine, Wis. – Union Grove HS

Three varsity letters. **2018:** Posted 39 tackles along with five passes defended and four interceptions. Became just the fourth player in St. Norbert history to record three interceptions in a game in 10-7 win over Monmouth in Midwest Conference Championship Game, adding two tackles. Totaled eight tackles in 17-15 win

over Macalester. Finished with six tackles and one pass defended in 34-0 win over Knox. Had four tackles with one interception and one pass defended in 30-23 double-overtime loss to UW-Eau Claire. Made six stops in 54-21 loss to UW-Whitewater in second round of NCAA Division III Playoffs. **2017:** Ended the season with five tackles. Had two tackles apiece in 66-13 win over Grinnell and in 61-17 win over Knox. **2016:** Finished the season with seven tackles with one tackle-for-loss and one interception. Returned nine punts for 38 yards and seven kickoffs for 179 yards. Had five tackles in 34-14 loss to Benedictine. Returned two kickoffs for 57 yards in 68-28 win over Beloit. **Personal:** Majoring in business administration. Lettered three times in football, twice in basketball and twice in track at Union Grove High School. All-region and all-county in football. First-team all-conference at both wide receiver and defensive back. Team most valuable player and team captain. Enjoys hunting and fishing. Birthdate is 7/14/98.



Michael Pini

Sophomore – Linebacker
Grayslake, Ill. – Mundelein HS

One varsity letter. **2018:** Did not register a tackle. Academic All-Midwest Conference. **Personal:** Majoring in business administration. Participated in football at Mundelein High School. Brother, John, played football at St. Norbert. Dean's List student at St. Norbert. Birthdate is 5/3/99.



Freddy Poorman

Junior – Quarterback
Shorewood, Wis. – Milwaukee Marquette HS

Two varsity letters. **2018:** Rushed three times for 12 yards and was 0-for-1 passing, all coming in 91-0 win over Grinnell. Academic All-Midwest Conference. **2017:** Did not play due to season-ending injury. **Personal:** Majoring in biology. Dean's List student. Participated in football and track and field at Milwaukee Marquette High School.

All-area and first-team All-Greater Metro Conference choice at quarterback. Second in Marquette High history with 2,737 passing yards and 29 touchdown passes. Participated in WIAA State Track Meet. Father was three-year starter at Notre Dame and played on the Irish's 1988 national championship squad. Enjoys basketball, track, swimming, hiking and fishing. Birthdate is 10/9/98.



Lucas Ruechel

Sophomore – Defensive Line
Oconto, Wis. – Oconto HS

One varsity letter. **2018:** Did not record a tackle. Academic All-Midwest Conference. **Personal:** Majoring in education. Lettered four times in wrestling, three times in football and once in baseball at Oconto High School. Two-way first-team All-Packerland Conference selection. Team captain and MVP in football and wrestling. WIAA Scholar Athlete. Class President. Dean's List student. Brother, Ben, played football at Wisconsin. Enjoys hunting, fishing, his black lab and volunteering at the Humane Society. Birthdate is 4/6/00.



Austin Rupiper

Senior – Offensive Line
Evansville, Wis. – Evansville HS

Three varsity letters. **2018:** Starter at right guard. Third-team All-West Region selection by D3football.com. Second-team All-Midwest Conference selection. **2017:** Starter at left guard. **2016:** Played on the offensive line. **Personal:** Majoring in business administration. Participated in football and track at Evansville High

School. First-team all-region, all-district and all-conference as a junior and senior. Played in WFLA All-Star game. Football team won three conference championships. Father, Todd, played football at Ripon. Birthdate is 9/3/97.



Jadon Sackman

Senior – Running Back
DeForest, Wis. – DeForest HS

Three varsity letters. **2018:** Ended the season with 293 rushing yards on 56 carries and five touchdowns. Also caught one pass for 19 yards. Finished with 87 yards rushing on 16 carries in 16-7 win over Aurora. Finished with 67 yards rushing on 10 carries in 34-0 win over Knox. Totaled 61 yards rushing with two touchdowns

on nine carries in 91-0 win over Grinnell. Scored two rushing touchdowns on 10 carries for 26 yards in 30-17 win over Ripon. **2017:** Totaled 447 yards rushing on 90 carries with three touchdowns. Caught seven passes for 62 yards. Compiled 138 rushing yards on 28 carries with two touchdowns in 38-6 win over Lawrence. Had 104 rushing yards on 17 carries and one touchdown in 47-7 win over Beloit. Banged out 92 yards rushing on 27 carries and caught three passes for 19 yards in 9-6 overtime loss to Monmouth in Midwest Conference championship game. Rushed 12 times for 82 yards and caught two passes for 26 yards in 47-7 win over Macalester. **2016:** Had 10 carries for 79 yards. Also made four tackles. Rushed three times for 62 yards in 68-28 win over Beloit. Finished with two tackles apiece in 38-14 loss to Monmouth and in 35-7 win over Macalester. **Personal:** Majoring in accounting. Participated in football and basketball at DeForest High School. First-team all-conference in football as a junior and senior. Enjoys fishing. Birthdate is 10/23/97.

Returning Lettermen



Donovan Salewski

Junior — Offensive Line
Pound, Wis. — Coleman HS

Two varsity letters. **2018:** Moved to offensive line for sophomore season. **2017:** Did not record a tackle. Named a Scout Team Player of the Week. **Personal:** Majoring in business administration. Earned four letters apiece in football, wrestling and baseball at Coleman High School. First-team All-M&O Conference both ways as junior and senior. All-District in football. All-Conference in wrestling and baseball. Was part of 11 M&O Conference championship teams. Enjoys hunting, fishing, golfing and spending time with family and friends. Birthdate is 12/10/98.



Isaac Sidon

Sophomore — Defensive Line
Green Bay, Wis. — Notre Dame Academy HS

One varsity letter. **2018:** Did not record a tackle. **Personal:** Majoring in business administration. Participated in football at Notre Dame Academy. Second-team All-Fox River Classic Conference selection. Team was state runner-up as junior and state semifinalist as senior. Enjoys the outdoors, bicycling, fishing, shrimp and cheese curds. Birthdate is 12/29/99.



Jared Skildum

Sophomore — Offensive Line
Hanover Park, Ill. — Glenbard North HS

One varsity letter. **2018:** Did not have a reception. Academic All-Midwest Conference. Named a Scout Team Player of the Week. **Personal:** Majoring in education. Participated in football, wrestling and track at Glenbard North High School. Dean's List student at St. Norbert. Enjoys drawing. Birthdate is 6/14/00.



Brennan Springmire

Junior — Offensive Line
Downers Grove, Ill. — Montini Catholic HS

Two varsity letters. **2018:** Saw action on the offensive line. **2017:** Provided depth on the offensive line. **Personal:** Majoring in business administration. Participated in football, rugby and track and field at Montini Catholic High School. Football team was four-time conference champion and also won state title his junior year. Birthdate is 9/28/98.



Samuel Staehling

Senior — Wide Receiver
Plymouth, Wis. — Plymouth HS

Three varsity letters. **Career:** Has 101 receptions for 2,084 yards and 31 touchdown receptions. His 31 touchdown receptions are second in St. Norbert history, trailing Mike Whitehouse (37, 1986-89). **2018:** Totaled 29 receptions for 469 yards and six touchdowns. CoSIDA first-team Academic All-America choice and Midwest Conference Elite 20 Award honoree for second consecutive season. First-team All-Midwest Conference selection. Academic

Samuel Staehling, continued

All-Midwest Conference. Grabbed four passes for 104 yards and one touchdown in 30-17 win over Ripon. Had four catches for 81 yards and two touchdowns in 54-21 loss to UW-Whitewater in second round of NCAA Division III Playoffs. Caught five passes for 37 yards and one touchdown in 34-0 win over Knox. Had three receptions for 83 yards and one touchdown in 30-23 double-overtime loss to UW-Eau Claire. **2017:** Finished with 41 receptions for 916 yards and a school-record 16 touchdowns. CoSIDA first-team Academic All-America honoree, the only sophomore so selected in Division III. First-team All-Midwest Conference choice. Midwest Conference Elite 20 Award recipient. Team most valuable player. Midwest Conference Offensive Player of the Week against Knox and Beloit. Posted 96-yard touchdown reception against Grinnell on Sept. 23 and a 90-yard touchdown scamper against Beloit on Nov. 4. Had three three-touchdown games and three more with two touchdown receptions. Caught three passes for 190 yards and three touchdowns in 47-7 win over Beloit. Finished with four receptions for 177 yards and three touchdowns in 61-17 win over Knox. Made six catches for 142 yards and two touchdowns in 47-7 win over Macalester. Caught three passes for 106 yards and three touchdowns in 66-13 win over Grinnell. **2016:** Totaled team-highs with 31 receptions for 699 yards and nine touchdowns. Rushed four times for 26 yards. Returned six kickoffs for 146 yards. Midwest Conference Offensive Newcomer of the Year. Second-team All-Midwest Conference selection. Team Offensive Newcomer of the Year. Midwest Conference Offensive Player of the Week against Beloit. Caught four passes for 217 yards and three touchdowns in 68-28 win over Beloit. Had eight receptions for 100 yards and two touchdowns in 48-7 win over Ripon. Made four receptions for 101 yards and one touchdown in 38-14 loss to Monmouth. Finished with two receptions for 104 yards and one touchdown while rushing twice for 25 yards in 62-0 win over Lawrence. Caught first touchdown reception in a three-catch, 80-yard effort in 35-21 win over Lake Forest. **Personal:** Majoring in biology. Participated in football and track at Plymouth High School. All-conference selection in football twice and all-area in track four times. Team most valuable player in track three times and once in football. State qualifier in track in four events and was state runner-up in 800-meter relay. Track team won conference title four times and football team three times. Dean's List student at St. Norbert. Enjoys baseball. Birthdate is 6/19/97.



Jerome Tillis

Senior — Defensive Line
Maywood, Ill. — St. Joseph's HS

Three varsity letters. **2018:** Finished the season with 24 tackles, six tackles-for-loss, two fumble recoveries and one quarterback sack. First-team All-Midwest Conference selection. Had six tackles with three tackles-for-loss in 30-23 double-overtime loss to UW-Eau Claire.

Finished with four tackles, 1.5 tackles-for-loss and one fumble recovery in 31-7 win over Trine in first round of NCAA Division III Playoffs. Posted quarterback sack with two tackles in 46-0 win over Lawrence. **2017:** Totaled 18 tackles with three tackles-for-loss and one quarterback sack. Had four tackles with two tackles-for-loss in 10-0 win over Chicago. Had one tackle, a quarterback sack, in 47-7 win over Beloit. Totaled three tackles apiece in 17-0 win over Ripon and in 9-6 loss to Monmouth in Midwest Conference championship game. **2016:** Finished the season with 14 tackles. Had five tackles in 34-14 loss to Benedictine. Totaled two tackles apiece in 37-14 loss to UW-Stevens Point, in 68-28 win over Beloit, in 62-0 win over Lawrence and in 35-7 win over Macalester. **Personal:** Majoring in business administration. Lettered in football three times and once in wrestling at St. Joseph's High School. Twice named all-conference in football. State qualifier in wrestling. Enjoys video games and basketball. Birthdate is 9/4/98.

Returning Lettermen



Matt Vanden Heuvel

Senior — Running Back
Denmark, Wis. — Denmark HS

Three varsity letters. **2018:** Recorded 25 rushing attempts for 138 yards and one touchdown. Academic All-Midwest Conference. Finished with 79 yards on 14 carries with one touchdown in 91-0 win over Grinnell. Had 59 yards rushing on 11 carries in 46-0 win over Lawrence. **2017:** Did not record a rushing attempt. **2016:**

Did not record a rushing attempt. **Personal:** Majoring in business administration. Lettered three times each in football and golf and twice in wrestling at Denmark High School. All-conference selection in football and was honorable mention all-area. State qualifier in wrestling. Golf team captain. Class salutatorian. National Honor Society Member. Badger Boys State attendee. Dean's List student at St. Norbert. Enjoys triathlons, hunting and fishing. Birthdate is 3/12/98.



Parker Violette

Sophomore — Defensive Line
Palos Verdes, Calif. — Palos Verdes HS

One varsity letter. **2018:** Did not record a tackle. Named a Scout Team Player of the Week. **Personal:** Majoring in business administration. Participated in football and lacrosse at Palos Verdes High School. Birthdate is 4/21/00.




Ethan Vanden Plas

Senior — Defensive Back
New Franken, Wis. — Green Bay Preble HS

Two varsity letters. **2018:** Finished the season with one blocked kick and one tackle. Academic All-Midwest Conference. Blocked a punt that went for a St. Norbert touchdown in 91-0 win over Grinnell. Made one tackle in 31-7 win over Trine in first round of NCAA Division III Playoffs. **2017:** Did not register a tackle. **Personal:**

Majoring in education. Participated in football, track and wrestling at Green Bay Preble High School. Twice named first-team All-FRCC and all-area in football. Birthdate is 9/29/98.




Luke Williams

Senior — Offensive Line
Sun Prairie, Wis. — Sun Prairie HS

Three varsity letters. **2018:** Missed season due to injury. **2017:** Ended season on the depth chart as backup left guard. **2016:** Finished the season No. 2 on the depth chart at right tackle. **Personal:** Majoring in business administration. Lettered twice in football at Sun Prairie High School. Dean's List student at St. Norbert. Father

played tennis at University of Dubuque. Birthdate is 12/12/97.




Brayden Van Ess

Junior — Quarterback
Oostburg, Wis. — Sheboygan County Christian HS

Two varsity letters. **2018:** Rushed three times for 34 yards. Did not attempt a pass. Academic All-Midwest Conference. Ran for 34 yards on three carries in 91-0 win over Grinnell. **2017:** Completed 8 of 15 passes for 60 yards with one touchdown and one interception.

Also rushed eight times for 23 yards. Finished 6-for-13

for 51 yards with one touchdown and one interception in 47-7 win over Beloit. Rushed four times for 26 yards while completing only pass attempt for seven yards in 38-6 win over Lawrence. **Personal:** Majoring in business administration. Dean's List student at St. Norbert. Lettered four times each in football and golf and three times in basketball at Sheboygan County Christian High School. Twice named first-team all-conference in football and basketball and once in golf. Team most valuable player in all three sports. Valedictorian of his class. National Honor Society president. Grandfather played football at Wisconsin and UW-Oshkosh. Birthdate is 3/31/99.



Brady Wodack

Sophomore — Wide Receiver
Sturgeon Bay, Wis. — Sturgeon Bay HS

One varsity letter. **2018:** Did not record a reception. Academic All-Midwest Conference. **Personal:** Major is undecided. Participated in football, basketball and track at Sturgeon Bay High School. All-conference punter and kicker. Ran on three state qualifying relays. Birthdate is 2/8/00.




Dan Veselik

Junior — Linebacker
Hinsdale, Ill. — Benet Academy

Two varsity letters. **2018:** Finished with one tackle, coming in 91-0 win over Grinnell. **2017:** Did not record a tackle. **Personal:** Majoring in education. Participated in football and basketball at Benet Academy. All-conference selection in football. Basketball team reached IHSA state championship game. Brother played football at

University of Chicago. Enjoys music and video games. Birthdate is 9/2/98.



Jaren Yoder

Sophomore — Defensive Back
Fox Point, Wis. — Nicolet HS

One varsity letter. **2018:** Did not record a tackle. Academic All-Midwest Conference. **Personal:** Majoring in pre-medicine. Participated in football, wrestling and baseball at Nicolet High School. All-conference in football, wrestling and baseball. Team captain in all three sports. National Honor Society member. Enjoys the

outdoors, biking, swimming and hiking. Birthdate is 4/6/00.

Green Knights to Watch



Tyler Bachara
Fr. — Kicker
Downers Grove, Ill.



Eli Blohowiak
Fr. — Offensive Line
Appleton



Bryan Boockmeier
Fr. — Linebacker
Green Bay



Jack Bouchard
Jr. — Linebacker
Milwaukee



Grady Brick
Fr. — Linebacker
Green Bay



Bennett Broeske
Fr. — Quarterback
Brownsville



Sam Crook
Fr. — Wide Receiver
Grafton



Brendin Cryderman
Fr. — Linebacker
Sault Ste. Marie, Mich.



Ian Doell
Fr. — Wide Receiver
Casco



Logan Dornier
Fr. — Defensive Back
Green Bay



Eddie Edwards
Fr. — Offensive Line
Chicago, Ill.



Brady Eichmeier
Fr. — Quarterback
Powers, Mich.



Daniel Fenn
Fr. — Wide Receiver
Sheboygan Falls



Blake Framke
Fr. — Linebacker
Oshkosh



Diontae Freeman
Fr. — Wide Receiver
Fort Worth, Texas



Michael Gesese-Elsenpeter
Fr. — Wide Receiver
Manitowoc



Richie Gilles
Fr. — Quarterback
Sun Prairie



Matt Godfrey
Fr. — Tight End
Menomonee Falls



Jack Hanauer
So. — Quarterback
Shawano



Thomas Hoffman
Fr. — Defensive Back
Clayton

Green Knights to Watch



Mason Hrudka
Jr. — Linebacker
Manitowoc



Joe Jung
So. — Defensive Back
Neenah



Sam Karner
Fr. — Offensive Line
Greenleaf



Ethan Kleckler
Fr. — Running Back
Monroe



Eric Kramer
Fr. — Defensive Back
Chicago, Ill.



Nathan Krizan
Fr. — Offensive Line
Shawano



Brendan Krohe
Fr. — Running Back
Geneva, Ill.



Cameron Krueger
Fr. — Wide Receiver
Cudahy



Jeremiah Kuhns
Fr. — Defensive Line
White Cloud, Mich.



Carson LaPointe
Fr. — Wide Receiver
Union Grove



Travis Laube
Fr. — Defensive Back
Fall Creek



Jackson Luhrs
Fr. — Quarterback
South St. Paul, Minn.



Kyle MacDonald
Fr. — Linebacker
Glenview, Ill.



Jordan May
Fr. — Defensive Back
Chicago, Ill.



Mitch McCabe
So. — Linebacker
Redwood City, Calif.



Tyler McCabe
Fr. — Linebacker
Redwood City, Calif.



Gage McClanahan
Sr. — Quarterback
Rowlett, Texas



Gary McGowan
Fr. — Defensive Back
Bakersfield, Calif.



Alex Meisenheimer
Fr. — Wide Receiver
Fond du Lac



Nick Quattrone
Fr. — Running Back
Champaign, Ill.

Green Knights to Watch



Izak Plasky
Fr. — Linebacker
Marshall



Carter Price
Fr. — Wide Receiver
Grayslake, Ill.



Will Raatz
Fr. — Running Back
Edgar



Devon Reid
Fr. — Linebacker
Columbus, Ga.



Griffin Reinhardt
Fr. — Offensive Line
Fish Creek



Zach Round
Fr. — Offensive Line
San Clemente, Calif.



Sam Seelman
Fr. — Defensive Line
Oshkosh



Zach Sharpe
Fr. — Defensive Back
Port Washington



Danny Simon
Fr. — Kicker
Morton Grove, Ill.



Nathan Stenzel
Fr. — Defensive Back
Sturgeon Bay



Ryan Strelczyk
Fr. — Defensive Line
Midlothian, Ill.



John Trinh
Fr. — Running Back
Skokie, Ill.



Owen Tuckey
Fr. — Offensive Line
Williamston, Mich.



Nolan Wagner
Fr. — Defensive Line
Waukesha



Mitchell West
Fr. — Offensive Line
Appleton



Morgan Wilson
Fr. — Linebacker
Martinez, Calif.

THE MIDWEST CONFERENCE

EST. 1921

The Midwest Conference
 821 5th Ave., P.O. Box 150, Grinnell, IA 50112
Executive Director: Heather Benning
Asst. Executive Director: Chassidy Holloway
www.midwestconference.org

St. Norbert College begins its 37th year as a member of the Midwest Conference in 2019-20. The Green Knights have accumulated 123 Midwest Conference championships in all sports since joining the league in 1982-83.

The conference is comprised of 10 private colleges and universities in Wisconsin, Illinois and Iowa. St. Norbert is joined by Wisconsin members Beloit College, Lawrence University and Ripon College. The four Illinois schools in the MWC are Illinois College, Knox College, Lake Forest College and Monmouth College. Grinnell College and Cornell College of Iowa completes the membership.

The conference was formed in 1921 with Beloit College, Carleton College, Coe College, Cornell College, Knox College and Lawrence University as charter members. Carleton left the conference in 1983, while Coe and Cornell departed in 1996. Cornell returned in 2012. Macalester College joined as a football-only member in 2014.

Ripon joined the conference in 1923, Monmouth in 1924, Grinnell in 1940 and Lake Forest in 1974. Illinois College and St. Norbert joined in 1982 and Carroll followed in 1992 before leaving in 2016.

Other schools have come and gone. St. Olaf College competed in the conference from 1952-74, as did the University of Chicago from 1976-87. Chicago rejoined as a football-only member in 2017.

The modern-era Midwest Conference was created in the spring of 1994 with the merger of the Midwest Collegiate Athletic Conference, which was formed in 1921, and the Midwest Athletic Conference for Women, which began championship competition in 1977.

The intent of the union is to preserve the group's traditions while enhancing administrative efficiency and foster equity between men's and women's sports. The Midwest Conference continues to exist for the purpose declared at the conference's formation in 1921: to "maintain athletic activities on a plane in keeping with the dignity and high purpose of liberal education."

2018-19 MWC Champions

MEN		WOMEN	
Football	St. Norbert	Volleyball	Cornell
Soccer	St. Norbert	Soccer	Knox
Cross Country	Cornell	Cross Country	St. Norbert
Basketball	St. Norbert	Basketball	Ripon
Swimming	Grinnell	Swimming	Grinnell
Indoor Track	Monmouth	Indoor Track	St. Norbert
Tennis	Grinnell	Tennis	Lake Forest
Golf	Lake Forest	Softball	Lake Forest
Baseball	Cornell	Outdoor Track	St. Norbert
Outdoor Track	Monmouth	Golf	Grinnell
All-Sports	St. Norbert	All-Sports	St. Norbert

MWC Football Champions

1922 - Lawrence, Coe, Millikin	1966 - Ripon, Lawrence, St. Olaf
1923 - Beloit, Carleton	1967 - Lawrence
1924 - Lawrence, Knox, Cornell	1968 - Ripon
1925 - Beloit, Cornell, Monmouth, Carleton	1969 - St. Olaf
1926 - Carleton	1970 - St. Olaf
1927 - Cornell	1971 - Monmouth, St. Olaf
1928 - Coe, Hamline	1972 - Monmouth
1929 - Ripon	1973 - Coe
1930 - Coe	1974 - Coe
1931 - Ripon, Carleton, Monmouth	1975 - Lawrence
1932 - Ripon, Carleton, Monmouth	1976 - Cornell, Knox, Monmouth
1933 - Coe	1977 - Ripon
1934 - Monmouth, Coe	1978 - Ripon, Cornell
1935 - Ripon	1979 - Lawrence
1936 - Coe, Carleton	1980 - Lawrence, Cornell
1937 - Cornell	1981 - Lawrence
1938 - Lawrence	1982 - Ripon
1939 - Ripon, Knox	1983 - Lake Forest
1940 - Beloit, Carleton	1984 - Cornell, Coe
1941 - Ripon	1985 - St. Norbert, Coe
1942 - Lawrence	1986 - Lawrence
1943 - no competition	1987 - St. Norbert
1944 - no competition	1988 - St. Norbert
1945 - no competition	1989 - St. Norbert
1946 - Lawrence	1990 - Coe
1947 - Lawrence	1991 - Coe
1948 - Ripon	1992 - Cornell
1949 - Lawrence	1993 - Coe
1950 - Ripon, Knox, Coe	1994 - Coe
1951 - Lawrence	1995 - Cornell
1952 - Coe	1996 - Ripon
1953 - St. Olaf	1997 - Carroll
1954 - Carleton	1998 - Grinnell
1955 - Coe	1999 - St. Norbert
1956 - Carleton, Knox, St. Olaf	2000 - St. Norbert
1957 - Ripon	2001 - St. Norbert, Ripon
1958 - Coe	2002 - St. Norbert, Lake Forest
1959 - Coe	2003 - St. Norbert
1960 - St. Olaf	2004 - St. Norbert
1961 - Cornell, Grinnell, St. Olaf	2005 - Monmouth
1962 - Grinnell	2006 - St. Norbert
1963 - Ripon	2007 - St. Norbert
1964 - Ripon, Cornell, Coe	2008 - Monmouth
1965 - Ripon	2009 - Monmouth
	2010 - St. Norbert
	2011 - Monmouth
	2012 - St. Norbert, Lake Forest
	2013 - St. Norbert
	2014 - Macalester
	2015 - St. Norbert
	2016 - Monmouth
	2017 - Monmouth
	2018 - St. Norbert

ST. NORBERT FOOBALL RETIRED NUMBERS

32
LARRY KRAUSE



36
NORM JAROCK



Larry Krause
Running Back 1966-69

Krause is the second all-time leading rusher in St. Norbert history with 3,034 yards. He led the Green Knights in rushing three straight seasons, including a record-setting 1,325-yard season in 1969.

Krause was a 17th-round draft choice of the Green Bay Packers and played five seasons, primarily as a special teams performer.

The Greenwood, Wis. native is a member of the St. Norbert Athletics Hall of Fame.



Norm Jarock
Running Back 1954-57

Jarock ranks seventh in rushing in St. Norbert history with 2,306 yards. He led the Green Knights in rushing with two straight 1,000-yard seasons. He was a ninth-round draft choice of the Green Bay

Packers, but broke his ankle in the first scrimmage in 1958 and never played.

The Pulaski, Wis. native is a member of the St. Norbert Athletics Hall of Fame and also competed in track. His school record for the long jump with a leap of 23 feet-1 1/2 inches stood for over 50 years.

2018 St. Norbert Statistics

Game Results

Date	Opponent	Score	Overall	Conference	Time	Attend
9/1/18	AURORA UNIV.	W 16-7	1-0-0	0-0-0	2:37	1640
9/8/18	at UW-Eau Claire	2 OT-L 23-30	1-1-0	0-0-0	3:20	4487
9/22/18	GRINNELL COLLEGE	W 91-0	2-1-0	0-0-0	2:40	2111
9/29/18	at Knox College	W 34-0	3-1-0	0-0-0	2:30	500
* 10/6/18	RIPON COLLEGE	W 30-17	4-1-0	1-0-0	2:22	1859
* 10/13/18	at Univ. of Chicago	W 21-20	5-1-0	2-0-0	2:34	1026
* 10/20/18	at Lawrence Univ.	W 46-0	6-1-0	3-0-0	2:24	556
* 10/27/18	MACALESTER COLLEGE	W 17-15	7-1-0	4-0-0	2:34	1970
* 11/3/18	at Beloit College	W 60-0	8-1-0	5-0-0	2:35	326
11/10/18	MONMOUTH COLLEGE	W 10-7	9-1-0	5-0-0	2:13	1410
11/17/18	at #12 Trine Univ.	W 31-7	10-1-0	5-0-0	2:09	1300
11/24/18	at #5 UW-Whitewater	L 21-54	10-2-0	5-0-0	2:32	2303

*indicates conference game

Individual Results

RUSHING	GP	Att	Gain	Loss	Net	Avg	TD	Long	Avg/G
Drew Rhodes	12	197	994	166	828	4.2	4	40	69.0
Nate Ihlenfeldt	10	77	368	6	362	4.7	2	32	36.2
Brandon Dudley	9	52	317	4	313	6.0	4	31	34.8
Jadon Sackman	6	56	298	5	293	5.2	5	32	48.8
Matt Galanopoulos	12	34	225	10	215	6.3	5	34	17.9
David Lox	11	21	167	7	160	7.6	0	26	14.5
Matt Vanden Heuvel	9	25	138	0	138	5.5	1	12	15.3
Ben Styczynski	5	27	126	1	125	4.6	2	28	25.0
Austin Peppier	7	12	56	0	56	4.7	0	9	8.0
Brayden Van Ess	2	3	34	0	34	11.3	0	18	17.0
Sean Ferraro	4	4	33	0	33	8.2	3	14	8.2
Colin Bursik	3	3	16	0	16	5.3	1	8	5.3
Samuel Staehling	12	2	16	0	16	8.0	1	8	1.3
Freddy Poorman	1	3	12	0	12	4.0	0	9	12.0
Greg Lenhart	4	4	8	1	7	1.8	0	3	1.8
Lucas Van Deurzen	6	2	9	8	1	0.5	0	9	0.2
Carter Beaudoin	4	1	1	0	1	1.0	0	1	0.2
TEAM	10	7	0	24	-24	-3.4	0	0	-2.4
Total	12	530	2818	232	2586	4.9	28	40	215.5
Opponents	12	453	1609	509	1100	2.4	7	40	91.7

PASSING	G	Effic	Cmp-Att-Int	Pct	Yds	TD	Lng	Avg/G
Drew Rhodes	12	125.59	151-252-11	59.9	1682	14	60	140.2
Matt Galanopoulos	12	394.00	1-1-0	100.0	35	0	35	2.9
Colin Bursik	3	175.60	1-1-0	100.0	9	0	9	3.0
Freddy Poorman	1	0.00	0-1-0	0.0	0	0	0	0.0
Total	12	126.35	153-255-11	60.0	1726	14	60	143.8
Opponents	12	84.41	149-330-22	45.2	1634	11	82	136.2

RECEIVING	G	No.	Yds	Avg	TD	Long	Avg/G
Matt Galanopoulos	12	40	375	9.4	3	33	31.2
Samuel Staehling	12	29	469	16.2	6	59	39.1
David Lox	11	24	177	7.4	0	19	16.1
Drew Chavarria	12	23	329	14.3	2	41	27.4
Nate Ihlenfeldt	10	17	162	9.5	2	60	16.2
Brandon Dudley	9	8	57	7.1	1	19	6.3
Mark Molitor	12	4	45	11.2	0	21	3.8
Trey Powers	6	4	33	8.2	0	12	5.5
Brock Moldenhauer	11	1	31	31.0	0	31	2.8
Austin Peppier	7	1	20	20.0	0	20	2.9
Jadon Sackman	6	1	19	19.0	0	19	3.2
Carter Beaudoin	4	1	9	9.0	0	9	2.2
Total	12	153	1726	11.3	14	60	143.8
Opponents	12	149	1634	11.0	11	82	136.2

KICK RETURNS	No.	Yds	Avg	TD	Long
Matt Galanopoulos	12	251	20.9	0	31
Nate Ihlenfeldt	12	190	15.8	0	23
Austin Peppier	3	85	28.3	0	33
Dan Bakovich	2	16	8.0	0	8
Drew Chavarria	1	0	0.0	0	0
Pat Ryan	1	13	13.0	0	13
Sean Ferraro	1	26	26.0	0	26
Total	32	581	18.2	0	33
Opponents	26	458	17.6	0	38

FIELD GOALS	FGM-FGA	Pct	01-19	20-29	30-39	40-49	50-99	Lg	Blk
SpenserThmpsn-Meyers	13-18	72.2	1-2	7-8	4-6	0-1	1-1	50	1

SCORING	TD	FGs	Kick	Rush	Rcv	Pass	DXP	Saf	Points
SpenserThmpsn-Meyers	0	13-18	49-50	0-0	0	0-0	0	0	88
Matt Galanopoulos	8	0-0	0-0	0-0	0	0-0	0	0	48
Samuel Staehling	7	0-0	0-0	0-0	0	0-0	0	0	42
Jadon Sackman	5	0-0	0-0	0-0	0	0-0	0	0	30
Brandon Dudley	5	0-0	0-0	0-0	0	0-0	0	0	30
Matt Gurgone	5	0-0	0-0	0-0	0	0-0	0	0	30
Nate Ihlenfeldt	4	0-0	0-0	0-0	0	0-0	0	0	24
Drew Rhodes	4	0-0	0-0	0-0	0	0-0	0	0	24
Sean Ferraro	3	0-0	0-0	0-0	0	0-0	0	0	18
Drew Chavarria	2	0-0	0-0	0-0	0	0-0	0	0	12
Ben Styczynski	2	0-0	0-0	0-1	0	0-0	0	0	12
Bright Boachie	1	0-0	0-0	0-0	0	0-0	0	0	6
Lucas Van Deurzen	1	0-0	0-0	0-0	0	0-0	0	0	6
Matt Vanden Heuvel	1	0-0	0-0	0-0	0	0-0	0	0	6
Colin Bursik	1	0-0	0-0	0-0	0	0-0	0	0	6
Ben Kornowski	1	0-0	0-0	0-0	0	0-0	0	0	6
Luke Bero	1	0-0	0-0	0-0	0	0-0	0	0	6
TEAM	0	0-0	0-0	0-0	0	0-0	0	2	4
Mike Olijnyk	0	0-0	0-0	0-0	0	0-0	0	1	2
Total	51	13-18	49-50	0-1	0	0-0	0	3	400
Opponents	20	6-7	17-19	0-0	1	1-1	0	0	157

TEAM STATISTICS

SNC OPP

SCORING	400	157
Points Per Game	33.3	13.1
Points Off Turnovers	124	58
FIRST DOWNS	219	160
Rushing	136	63
Passing	75	82
Penalty	8	15
RUSHING YARDAGE	2586	1100
Yards gained rushing	2818	1609
Yards lost rushing	232	509
Rushing Attempts	530	453
Average Per Rush	4.9	2.4
Average Per Game	215.5	91.7
TDs Rushing	28	7
PASSING YARDAGE	1726	1634
Comp-Att-Int	153-255-11	149-330-22
Average Per Pass	6.8	5.0
Average Per Catch	11.3	11.0
Average Per Game	143.8	136.2
TDs Passing	14	11
TOTAL OFFENSE	4312	2734
Total Plays	785	783
Average Per Play	5.5	3.5
Average Per Game	359.3	227.8
KICK RETURNS: #-Yards	32-581	26-458
PUNT RETURNS: #-Yards	25-242	18-125
INT RETURNS: #-Yards	22-323	11-103
KICK RETURN AVERAGE	18.2	17.6
PUNT RETURN AVERAGE	9.7	6.9
INT RETURN AVERAGE	14.7	9.4
FUMBLES-LOST	18-13	26-13
PENALTIES-Yards	57-546	54-470
Average Per Game	45.5	39.2
PUNTS-Yards	63-2275	86-2855
Average Per Punt	36.1	33.2
Net punt average	33.5	29.9
KICKOFFS-Yards	74-4586	38-1987
Average Per Kick	62.0	52.3
Net kick average	44.3	35.0
TIME OF POSSESSION/Game	30:29	29:31
3RD-DOWN Conversions	59/152	48/185
3rd-Down Pct	39%	26%
4TH-DOWN Conversions	3/8	14/28
4th-Down Pct	38%	50%
SACKS BY-Yards	32-192	15-104
MISC YARDS	0	33
TOUCHDOWNS SCORED	51	20
FIELD GOALS-ATTEMPTS	13-18	6-7
ON-SIDE KICKS	1-1	0-1
RED-ZONE SCORES	(43-55) 78%	(17-23) 74%
RED-ZONE TOUCHDOWNS	(31-55) 56%	(11-23) 48%
PAT-ATTEMPTS	(49-50) 98%	(17-19) 89%
ATTENDANCE	8990	10498
Games/Avg Per Game	5/1798	7/1500
Neutral Site Games	0/0	0/0

SCORE BY QUARTERS	1st	2nd	3rd	4th	OT	Total
St. Norbert College	100	109	126	58	7	400
Opponents	20	44	24	55	14	157

INTERCEPTIONS	No.	Yds	Avg	TD	Long
Matt Gurgone	5	114	22.8	3	36
Hunter Prokash	4	54	13.5	0	23
Joe Peterson	4	26	6.5	0	26
Ben Kornowski	3	69	23.0	1	43
Nate Essman	2	3	1.5	0	3
Mike Olijnyk	1	3	3.0	0	3
Judge Krull	1	5	5.0	0	5
Walter McBride	1	3	3.0	0	3
Jared Gradecki	1	46	46.0	0	46
Total	22	323	14.7	4	46
Opponents	11	103	9.4	2	48

FUMBLE RETURNS	No.	Yds	Avg	TD	LONG			
Matt Gurgone	2	37	18.5	2	35			
Blake Olejniczak	1	11	11.0	0	10			
Luke Bero	0	0	0.0	1	0			
Bright Boachie	0	0	0.0	1	0			
Total	3	48	16.0	4	35			
Opponents	0	0	0.0	0	0			
KICKOFFS	No.	Yds	Avg	TB	OB	Retn	Net	YdLn
Spenser Thmpsn-Meyers	65	4050	62.3	33	1			
Jeff Allen	9	536	59.6	1	0			
Total	74	4586	62.0	34	1	458	44.3	20
Opponents	38	1987	52.3	3	0	581	35.0	29

PUNTING	No.	Yds	Avg	Long	TB	FC	I20	Blkd
Jeff Allen	61	2275	37.3	56	2	28	30	7
TEAM	2	0	0.0	0	0	0	0	0
Total	63	2275	36.1	56	2	28	30	7
Opponents	86	2855	33.2	58	2	21	10	4

PUNT RETURNS	No.	Yds	Avg	TD	Long
Matt Galanopoulos	11	111	10.1	0	25
Nate Ihlenfeldt	8	57	7.1	0	23
Sean Ferraro	2	35	17.5	0	24
Bryan Nolan	2	15	7.5	0	0
Ethan Vanden Plas	1	16	16.0	0	0
T.J. Kane	1	8	8.0	0	0
Lucas Van Deurzen	0	0	0.0	1	0
Total	25	242	9.7	1	25
Opponents	18	125	6.9	0	33

2018 St. Norbert Statistics

ALL PURPOSE	G	Rush	Rec	PR	KOR	IR	Tot	Avg/G
Matt Galanopoulos	12	215	375	111	251	0	952	79.3
Drew Rhodes	12	828	0	0	0	0	828	69.0
Nate Ihlenfeldt	10	362	162	57	190	0	771	77.1
Samuel Staehling	12	16	469	0	0	0	485	40.4
Brandon Dudley	9	313	57	0	0	0	370	41.1
David Lox	11	160	177	0	0	0	337	30.6
Drew Chavarria	12	0	329	0	0	0	329	27.4
Jadon Sackman	6	293	19	0	0	0	312	52.0
Austin Peppler	7	56	20	0	85	0	161	23.0
Matt Vanden Heuvel	9	138	0	0	0	0	138	15.3
Ben Styczynski	5	125	0	0	0	0	125	25.0
Matt Gurgone	12	0	0	0	0	114	114	9.5
Sean Ferraro	4	33	0	35	26	0	94	23.5
Ben Kornowski	12	0	0	0	0	69	69	5.8
Hunter Prokash	12	0	0	0	0	54	54	4.5
Jared Gradecki	7	0	0	0	0	46	46	6.6
Mark Molitor	12	0	45	0	0	0	45	3.8
Brayden Van Ess	2	34	0	0	0	0	34	17.0
Trey Powers	6	0	33	0	0	0	33	5.5
Brock Moldenhauer	11	0	31	0	0	0	31	2.8
Joe Peterson	12	0	0	0	0	26	26	2.2
Dan Bakovich	11	0	0	0	16	0	16	1.5
Ethan Vanden Plas	6	0	0	16	0	0	16	2.7
Colin Bursik	3	16	0	0	0	0	16	5.3
Bryan Nolan	11	0	0	15	0	0	15	1.4
Pat Ryan	9	0	0	0	13	0	13	1.4
Freddy Poorman	1	12	0	0	0	0	12	12.0
Carter Beaudoin	4	1	9	0	0	0	10	2.5
T.J. Kane	3	0	0	8	0	0	8	2.7
Greg Lenhart	4	7	0	0	0	0	7	1.8
Judge Krull	10	0	0	0	0	5	5	0.5
Mike Olijnyk	12	0	0	0	0	3	3	0.2
Walter McBride	12	0	0	0	0	3	3	0.2
Nate Essman	12	0	0	0	0	3	3	0.2
Lucas Van Deurzen	6	1	0	0	0	0	1	0.2
TEAM	10	-24	0	0	0	0	-24	-2.4
Total	12	2586	1726	242	581	323	5458	454.8
Opponents	12	1100	1634	125	458	103	3420	285.0

TOTAL OFFENSE	G	Plays	Rush	Pass	Total	Avg/G
Drew Rhodes	12	449	828	1682	2510	209.2
Nate Ihlenfeldt	10	77	362	0	362	36.2
Brandon Dudley	9	52	313	0	313	34.8
Jadon Sackman	6	56	293	0	293	48.8
Matt Galanopoulos	12	35	215	35	250	20.8
David Lox	11	21	160	0	160	14.5
Matt Vanden Heuvel	9	25	138	0	138	15.3
Ben Styczynski	5	27	125	0	125	25.0
Austin Peppler	7	12	56	0	56	8.0
Brayden Van Ess	2	3	34	0	34	17.0
Sean Ferraro	4	4	33	0	33	8.2
Colin Bursik	3	4	16	9	25	8.3
Samuel Staehling	12	2	16	0	16	1.3
Freddy Poorman	1	4	12	0	12	12.0
Greg Lenhart	4	4	7	0	7	1.8
Lucas Van Deurzen	6	2	1	0	1	0.2
Carter Beaudoin	4	1	1	0	1	0.2
TEAM	10	7	-24	0	-24	-2.4
Total	12	785	2586	1726	4312	359.3
Opponents	12	783	1100	1634	2734	227.8

		Tackles					
DEFENSIVE LEADERS	GP	Solo	Ast	Total	TFL/Yds		
50 Matt Barrett	12	58	39	97	11.5-42		
46 Mike Olijnyk	12	39	30	69	19.5-83		
47 Matt Gurgone	12	51	18	69	18.5-91		
8 Ben Kornowski	12	38	17	55	12.0-41		
14 Hunter Prokash	12	39	12	51	3.0-16		
25 Nate Essman	12	32	10	42	3.0-7		
5P Joe Peterson	12	29	10	39	.		
99 Kordell Draves	12	21	17	38	7.0-15		
10 Walter McBride	12	21	13	34	0.5-0		
94 Blake Olejniczak	12	26	7	33	3.5-16		
97 Jerome Tillis	12	14	10	24	6.0-12		
92 Will Utesch	11	15	8	23	3.5-7		
57 Dan Bakovich	11	13	3	16	1.5-4		
91 Cameron Hackl	10	9	4	13	2.5-9		
58 Pat Ryan	9	8	2	10	2.0-2		
9 Bright Boachie	11	8	2	10	.		
51 Bryan Nolan	11	6	3	9	2.0-3		
96 Jordan Jagodinsky	9	7	2	9	1.0-1		
TM TEAM	10	8	.	8	6.0-27		
Total	12	488	224	712	112-415		
Opponents	12	553	254	807	62.0-231		

INDIVIDUAL GAME HIGHS

Rushes	26	Drew Rhodes vs Aurora Univ. (9/1/18)
		Drew Rhodes vs Monmouth College (11/10/18)
Yards Rushing	130	Drew Rhodes at Trine Univ. (11/17/18)
TD Rushes	2	Ben Styczynski vs Grinnell College (9/22/18)
		Jadon Sackman vs Grinnell College (9/22/18)
		Jadon Sackman vs Ripon College (10/6/18)
		Matt Galanopoulos at Lawrence Univ. (10/20/18)
		Matt Galanopoulos vs Macalester College (10/27/18)
		Sean Ferraro at Beloit College (11/3/18)
		Brandon Dudley at Beloit College (11/3/18)
		Drew Rhodes at Trine Univ. (11/17/18)
Long Rush	40	Drew Rhodes at Beloit College (11/3/18)
Pass attempts	41	Drew Rhodes at UW-Eau Claire (9/8/18)
Pass completions	21	Drew Rhodes at UW-Whitewater (11/24/18)
Yards Passing	217	Drew Rhodes at UW-Whitewater (11/24/18)
TD Passes	3	Drew Rhodes at UW-Whitewater (11/24/18)
Long Pass	60	Drew Rhodes at Knox College (9/29/18)
Receptions	7	Matt Galanopoulos at UW-Whitewater (11/24/18)
Yards Receiving	104	Samuel Staehling vs Ripon College (10/6/18)
TD Receptions	2	Samuel Staehling at UW-Whitewater (11/24/18)
Long Reception	60	Nate Ihlenfeldt at Knox College (9/29/18)
Field Goals	3	SpenserThmpsn-Meyers vs Aurora Univ. (9/1/18)
		SpenserThmpsn-Meyers vs Ripon College (10/6/18)
Long Field Goal	50	SpenserThmpsn-Meyers at Beloit College (11/3/18)
Punts	11	Jeff Allen at UW-Eau Claire (9/8/18)
Punting Avg	42.3	Jeff Allen vs Grinnell College (9/22/18)
Long Punt	56	Jeff Allen vs Grinnell College (9/22/18)
Punts inside 20	4	Jeff Allen at UW-Eau Claire (9/8/18)
Long Punt Return	25	Matt Galanopoulos vs Ripon College (10/6/18)
Long Kickoff Return	33	Austin Peppler vs Macalester College (10/27/18)
Tackles	14	Matt Barrett at Beloit College (11/3/18)
Sacks	2.0	Matt Gurgone vs Aurora Univ. (9/1/18)
		Matt Barrett vs Ripon College (10/6/18)
Tackles For Loss	5.0	TEAM vs Grinnell College (9/22/18)
Interceptions	3	Joe Peterson vs Monmouth College (11/10/18)

TEAM GAME HIGHS

Rushes	63	at Lawrence Univ. (10/20/18)
Yards Rushing	372	vs Grinnell College (9/22/18)
Yards Per Rush	7.4	vs Grinnell College (9/22/18)
TD Rushes	7	at Beloit College (11/3/18)
Pass attempts	41	at UW-Eau Claire (9/8/18)
Pass completions	21	at UW-Whitewater (11/24/18)
Yards Passing	241	vs Ripon College (10/6/18)
Yards Per Pass	11.0	vs Ripon College (10/6/18)
TD Passes	3	at UW-Whitewater (11/24/18)
Total Plays	78	at Lawrence Univ. (10/20/18)
Total Offense	520	at Beloit College (11/3/18)
Yards Per Play	7.8	vs Grinnell College (9/22/18)
Points	91	vs Grinnell College (9/22/18)
Sacks By	6	at Beloit College (11/3/18)
First Downs	28	vs Grinnell College (9/22/18)
Penalties	9	vs Aurora Univ. (9/1/18)
Penalty Yards	99	vs Aurora Univ. (9/1/18)
Turnovers	4	vs Aurora Univ. (9/1/18)
Interceptions By	6	vs Monmouth College (11/10/18)
Punts	11	at UW-Eau Claire (9/8/18)
Punting Avg	42.3	vs Grinnell College (9/22/18)
Long Punt	56	vs Grinnell College (9/22/18)
Punts inside 20	4	at UW-Eau Claire (9/8/18)
Long Punt Return	25	vs Ripon College (10/6/18)

Sacks	Pass Def		Fumbles		Blkd	
No-Yards	Int-Yds	BrUp	Rcv-Yds	FF	Kick	Saf
4.5-22	.	2	1-0	1	.	.
4.5-28	1-3	3	1-0	5	.	1
7.0-58	5-114	5	3-37	5	.	.
3.5-22	3-69
2.0-14	4-54	6	1-0	.	.	.
.	2-3	9	1-0	1	.	.
.	4-26	5
1.0-5	.	1	.	1	.	.
.	1-3	1	1-0	.	.	.
2.5-15	.	.	1-11	.	1	.
1.0-4	.	.	2-0	.	.	.
1.5-2	.	.	.	1	.	.
0.5-2
1.5-7
0.5-1
.	.	.	1-0	.	.	.
.	2	.
.	.	1
.	.	.	.	7	.	2
32-192	22-323	37	13-48	22	5	3
15-104	11-103	20	13-0	13	3	.

OPPONENT INDIVIDUAL GAME HIGHS

Rushes	34	Joey Werner, at Beloit College (11/3/18)
Yards Rushing	158	Alex Peete, at UW-Whitewater (11/24/18)
TD Rushes	2	Brian Kulaga, at UW-Eau Claire (9/8/18) Alex Peete, at UW-Whitewater (11/24/18)
Long Rush	40	Tyler VanDeVeld, vs Ripon College (10/6/18) Ryan Wisniewski, at UW-Whitewater (11/24/18)
Pass attempts	57	Jackson Jeffrey, at Univ. of Chicago (10/13/18)
Pass completions	31	Jackson Jeffrey, at Univ. of Chicago (10/13/18)
Yards Passing	289	Grady Munro, vs Macalester College (10/27/18)
TD Passes	3	Jackson Jeffrey, at Univ. of Chicago (10/13/18)
Long Pass	82	Hayden Nelson, vs Monmouth College (11/10/18)
Receptions	10	Jackson Jacob, at Univ. of Chicago (10/13/18) Alec Beatty, vs Macalester College (10/27/18)
Yards Receiving	125	Alec Beatty, vs Macalester College (10/27/18)
TD Receptions	2	Alec Beatty, vs Macalester College (10/27/18)
Long Reception	82	Yansay Williams, vs Monmouth College (11/10/18)
Field Goals	3	Brad Goetsch, at UW-Eau Claire (9/8/18)
Long Field Goal	35	Brad Goetsch, at UW-Eau Claire (9/8/18)
Punts	10	Basden, R., vs Aurora Univ. (9/1/18)
Punting Avg	40.3	Joey Biel, vs Monmouth College (11/10/18)
Long Punt	58	Basden, R., vs Aurora Univ. (9/1/18)
Punts inside 20	3	Robert Riley, at Trine Univ. (11/17/18)
Long Punt Return	33	Reyna, S., vs Aurora Univ. (9/1/18)
Long Kickoff Return	38	Jeffery Barnett, at Trine Univ. (11/17/18)
Tackles	26	Patrick Nicolas, at Beloit College (11/3/18)
Sacks	2.0	Sam Romanski, at UW-Eau Claire (9/8/18) Jordan Anderson, at Knox College (9/29/18)
Tackles For Loss	3.0	Sam Romanski, at UW-Eau Claire (9/8/18) Josh Perschall, vs Monmouth College (11/10/18)
Interceptions	2	Famus Hasty, at UW-Whitewater (11/24/18)

OPPONENT TEAM GAME HIGHS

Rushes	58	at UW-Eau Claire (9/8/18)	Sacks By	2	vs Aurora Univ. (9/1/18) at UW-Eau Claire (9/8/18) at Knox College (9/29/18) vs Macalester College (10/27/18) at Beloit College (11/3/18) at UW-Whitewater (11/24/18)
Yards Rushing	397	at UW-Whitewater (11/24/18)	First Downs	26	at UW-Whitewater (11/24/18)
Yards Per Rush	7.2	at UW-Whitewater (11/24/18)	Penalties	10	at UW-Whitewater (11/24/18)
TD Rushes	3	at UW-Eau Claire (9/8/18) at UW-Whitewater (11/24/18)	Penalty Yards	99	at UW-Whitewater (11/24/18)
Pass attempts	57	at Univ. of Chicago (10/13/18)	Turnovers	6	vs Grinnell College (9/22/18) vs Monmouth College (11/10/18) at Trine Univ. (11/17/18)
Pass completions	31	at Univ. of Chicago (10/13/18)	Interceptions By	3	at UW-Whitewater (11/24/18)
Yards Passing	289	vs Macalester College (10/27/18)	Punts	11	vs Grinnell College (9/22/18) at Beloit College (11/3/18)
Yards Per Pass	8.5	vs Ripon College (10/6/18)	Punting Avg	40.3	vs Monmouth College (11/10/18)
TD Passes	3	at Univ. of Chicago (10/13/18) at UW-Whitewater (11/24/18)	Long Punt	58	vs Aurora Univ. (9/1/18)
Total Plays	84	at UW-Eau Claire (9/8/18)	Punts inside 20	3	at Trine Univ. (11/17/18)
Total Offense	528	at UW-Whitewater (11/24/18)	Long Punt Return	33	vs Aurora Univ. (9/1/18)
Yards Per Play	6.9	at UW-Whitewater (11/24/18)			
Points	54	at UW-Whitewater (11/24/18)			

Team Game-by-Game

Date	Opponent	RUSHING				RECEIVING				PASSING				KICK RET				PUNT RET				Total Off.
		No.	Yds	TD	Lg	No.	Yds	TD	Lg	Att-Cmp-Int	Yds	TD	Lg	No	Yds	TD	Lg	No	Yds	TD	Lg	
9/1/18	AURORA UNIV.	54	240	0	28	14	118	0	31	14-22-2	118	0	31	1	21	0	21	4	27	0	10	358
9/8/18	at UW-Eau Claire	32	107	1	20	15	212	2	59	15-41-1	212	2	59	5	62	0	18	2	1	0	1	319
9/22/18	GRINNELL COLLEGE	50	372	6	34	8	102	2	20	8-11-0	102	2	20	1	8	0	8	5	68	1	23	474
9/29/18	at Knox College	43	239	2	32	14	165	2	60	14-28-0	165	2	60	1	8	0	8	1	6	0	6	404
10/6/18	RIPON COLLEGE	36	102	2	12	17	241	1	39	17-22-1	241	1	39	3	53	0	23	3	36	0	25	343
10/13/18	at Univ. of Chicago	40	157	2	25	14	135	1	24	14-20-1	135	1	24	4	66	0	31	0	0	0	0	292
10/20/18	at Lawrence Univ.	63	328	4	12	8	98	2	41	8-15-0	98	2	41	2	49	0	30	2	32	0	24	426
10/27/18	MACALESTER COLLEGE	35	128	2	18	9	101	0	38	9-12-0	101	0	38	2	67	0	33	1	6	0	6	229
11/3/18	at Beloit College	47	328	7	40	18	192	1	29	18-25-0	192	1	29	2	46	0	26	6	65	0	24	520
11/10/18	MONMOUTH COLLEGE	49	224	0	31	12	119	0	36	12-23-2	119	0	36	2	46	0	28	1	1	0	1	343
11/17/18	at Trine Univ.	52	278	2	35	3	26	0	18	3-5-1	26	0	18	1	8	0	8	0	0	0	0	304
11/24/18	at UW-Whitewater	29	83	0	28	21	217	3	44	21-31-3	217	3	44	8	147	0	23	0	0	0	0	300
	Totals	530	2586	28	40	153	1726	14	60	153-255-11	1726	14	60	32	581	0	33	25	242	1	25	4312
	Opponent	453	1100	7	40	149	1634	11	82	149-330-22	1634	11	82	26	458	0	38	18	125	0	33	2734

Games: 12 • Avg/rush: 4.9 • Avg/catch: 11.3 • Pass effic: 126.35 • KR avg: 18.2 • PR avg: 9.7 • All purpose avg/game: 454.8 • Total offense avg/gm: 359.3

Date	Opponent	TACKLES				SACKS		FUMBLE		PASS DEF			KICKS-XPTS					Saf	Pts
		Solo	Ast	Total	TFL-Yds	No-Yds		FF	FR-Yds	Int-Yds	QBH	Brk	Kick	Blkd	Att-Mad	Run	Rcv		
9/1/18	AURORA UNIV.	38	14	52	10.0-42	3.0-25		3	1-0	1-20	0	2	0		1-1	0	0	0	16
9/8/18	at UW-Eau Claire	58	26	84	12.0-31	2.0-7		0	0-0	1-26	0	1	0		2-2	0	0	0	23
9/22/18	GRINNELL COLLEGE	43	6	49	17.0-48	2.0-9		6	4-2	2-82	0	2	2		13-13	0	0	0	91
9/29/18	at Knox College	33	28	61	9.0-33	1.0-15		1	1-0	1-3	0	2	0		4-4	0	0	0	34
10/6/18	RIPON COLLEGE	50	8	58	11.0-49	4.0-21		4	3-11	2-3	0	3	0		3-3	0	0	0	30
10/13/18	at Univ. of Chicago	36	26	62	6.0-25	3.0-18		0	0-0	2-30	0	5	1		3-3	0	0	0	21
10/20/18	at Lawrence Univ.	31	12	43	11.0-39	2.0-9		2	0-0	0-0	0	3	0		6-6	0	0	0	46
10/27/18	MACALESTER COLLEGE	40	14	54	9.0-52	5.0-41		0	0-0	3-37	0	7	0		2-2	0	0	0	17
11/3/18	at Beloit College	39	24	63	10.0-35	6.0-28		1	1-0	1-23	0	6	2		8-7	0	0	1	60
11/10/18	MONMOUTH COLLEGE	38	4	42	4.0-10	0.0-0		1	0-0	6-47	0	3	0		1-1	0	0	0	10
11/17/18	at Trine Univ.	29	44	73	12.0-49	3.0-17		4	3-35	3-52	0	1	0		4-4	0	0	0	31
11/24/18	at UW-Whitewater	53	18	71	1.0-2	1.0-2		0	0-0	0-0	0	2	0		3-3	0	0	0	21
	Totals	488	224	712	112.0-415	32.0-192		22	13-48	22-323	0	37	5		50-49	0	0	3	400
	Opponent	553	254	807	62.0-231	15.0-104		13	13-0	11-103	0	20	3		19-17	0	1	0	157

		PUNTING									FIELD GOALS				KICKOFFS			
Date	Opponent	No	Yds	Avg	Long	Blkd	TB	FC	50+	I20	Att-Made	Lg	Blkd	No	Yds	Avg	TB OB	
9/1/18	AURORA UNIV.	5	208	41.6	44	0	0	2	0	3	3-3	38	0	5	317	63.4	0 0	
9/8/18	at UW-Eau Claire	11	431	39.2	51	0	0	5	2	4	1-1	29	0	3	154	51.3	0 0	
9/22/18	GRINNELL COLLEGE	3	127	42.3	56	0	1	1	1	2	0-0	0	0	14	868	62.0	8 1	
9/29/18	at Knox College	5	205	41.0	55	0	1	0	1	3	2-2	30	0	7	419	59.9	1 0	
10/6/18	RIPON COLLEGE	4	125	31.2	50	1	0	1	1	3	3-3	37	0	7	449	64.1	3 0	
10/13/18	at Univ. of Chicago	4	168	42.0	53	0	0	2	1	3	1-0	0	0	4	244	61.0	2 0	
10/20/18	at Lawrence Univ.	3	102	34.0	37	0	0	1	0	2	1-0	0	1	7	430	61.4	4 0	
10/27/18	MACALESTER COLLEGE	6	221	36.8	42	0	0	5	0	1	1-1	29	0	4	251	62.8	3 0	
11/3/18	at Beloit College	4	126	31.5	34	0	0	4	0	3	1-1	50	0	10	637	63.7	7 0	
11/10/18	MONMOUTH COLLEGE	9	298	33.1	42	0	0	4	0	3	2-1	24	0	3	194	64.7	2 0	
11/17/18	at Trine Univ.	5	151	30.2	39	0	0	3	0	2	2-1	19	0	6	370	61.7	2 0	
11/24/18	at UW-Whitewater	4	113	28.2	52	1	0	0	1	1	1-0	0	0	4	253	63.2	2 0	
	Totals	63	2275	36.1	56	2	2	28	7	30	18-13	50	1	74	4586	62.0	34 1	
	Opponent	86	2855	33.2	58	4	2	21	4	10	7-6	35	0	38	1987	52.3	3 0	

All-Time Midwest Conference Football Standings

Team	Years	1	2	3	4	5	6	7	8	9	10	11	12	W-L-T	Pct.
St. Norbert	34	17	4	4	3	4	1	-	-	1	-	-	-	203-39	.839
St. Olaf *	22	8	3	3	5	2	1	-	-	-	-	-	-	122-46-4	.721
Macalester	5	1	-	1	-	-	1	-	2	-	-	-	-	18-10	.643
Coe *	72	21	6	12	8	5	8	7	-	4	1	-	-	264-157-13	.623
Ripon	92	19	14	9	15	11	5	11	4	3	1	-	-	355-212-18	.622
Cornell	79	12	13	10	12	5	10	8	7	2	-	-	-	282-205-16	.577
Carroll *	24	1	2	5	6	4	3	2	-	1	-	-	-	101-81	.555
Monmouth	90	12	16	8	5	9	9	10	11	4	1	4	-	308-254-15	.547
Carleton *	56	9	6	9	6	7	6	4	5	2	2	-	-	166-149-12	.523
Lawrence	92	16	4	11	5	10	8	9	8	14	6	-	1	268-309-13	.465
Lake Forest	44	3	1	4	5	7	4	8	3	4	3	2	-	137-159-1	.463
Illinois Coll.	36	-	3	3	4	7	1	2	2	7	4	2	1	105-151	.410
Beloit	83	3	6	5	14	9	7	14	6	9	5	4	1	190-335-12	.365
Grinnell	77	3	3	6	6	6	9	6	11	13	6	5	3	180-353-8	.340
Knox	93	5	3	7	11	8	12	11	12	15	8	-	1	200-402-14	.336
Millikin *	3	1	-	-	-	-	-	1	1	-	-	-	-	1-2	.333
Chicago	13	-	-	2	-	1	-	1	3	3	3	-	-	20-51	.282
Hamline *	8	1	-	-	3	-	-	3	1	-	-	-	-	5-13	.278

* - no longer a league member

Note 1: All standings ties are rounded up (i.e. three teams tied with two losses for second are all listed as second, with the next team in line listed as a fifth-place finish). During the years of divisional play, winning percentage determined final place. In cases where a divisional tie resulted in a multiple champion, the loser of the championship game was rounded down.


Note 2: The Midwest Conference ignored ties in conference standings from 1922 to 1936. From 1937 to the present, ties are considered a half-win and half-loss. All ties are counted as half-wins and half-losses in these standings.

Note 3: The first round-robin schedule was in 1954. Winning percentage figures conference places prior to that date as recognized at that particular time.

School Notes: Beloit did not compete in 1951, when serving a one-year suspension, and did not return until 1959. A polio epidemic in Appleton, Wis., in 1955 resulted in Lawrence canceling its first three games, so games with Lawrence did not count in MWC standings that year. Beloit had freshmen on its 1970 and 1971 teams due to lack of upperclass personnel, so games with that school were counted as non-conference contests. Monmouth served a two-year MWC suspension in 1974 and 1975. St. Norbert served a one-year MWC suspension in 1998.

Schedule Notes: Divisions were East and West in 1976 and 1977, followed by Red and Blue Divisions in 1978 and 1979. The Red Division was a grouping of "strong" football programs (Ripon, Cornell, Lawrence, Monmouth, Coe and Knox), while the Blue Division was a grouping of "weak" football programs (Lake Forest, Beloit, Carleton, Chicago and Grinnell). (Ed. Note: The use of "strong" and "weak" as adjectives are marked as such in official MWC records.) In 1980 and 1981, round-robin play was used. Beginning in 1982, North and South Divisions were used until the departure of Coe and Cornell from the MWC in 1997. Starting in 1998, full round-robin scheduling resumed. In 2001, an eight-game conference schedule was played due to a cancellation of all games on Sept. 15, due to terrorist attacks on Sept. 11. Cornell returned to the league in 2012, with the schedule going to a modified round-robin format. Macalester joined the league in 2014 for football only, which resulted in a return to divisional play and incidental division finishers meeting in Week 11 for placement. Carroll left after 2015 season, which meant 2016 season was modified round-robin. Chicago returned in 2017, which again resulted in divisional play. No championship/placement games are included in the records.

Updated November 2018 by Dan Lukes, St. Norbert College Sports Information



All-Time Individual Leaders



Matt O'Grady

1,000 Yard Club

Name	Yards	Year
Matt O'Grady	1,463	2000
Larry Krause	1,325	1969
Jim Maier	1,312	1970
Norm Jarock	1,306	1957
Aljay Wren	1,305	2003
Casey Meehan	1,286	2004
Jason Augustynowicz	1,275	2001
Pat Rusch	1,149	1994
Casey Meehan	1,108	2005
Pat Rusch	1,017	1995
Norm Jarock	1,000	1956

Rushing

Career High Five

Name	Yards	Year
Casey Meehan	3,240	2002-05
Larry Krause	3,034	1966-69
Matt O'Grady	2,906	1997-00
Jim Maier	2,902	1967-70
Pat Rusch	2,737	1992-95



Casey Meehan



Cody Craig

2,000 Yard Club

Name	Yards	Year
Cody Craig	2,755	2007
Ryan Hartman	2,483	2004
Luke Ott	2,413	2001
Ryan Hartman	2,391	2003
Cody Craig	2,379	2006
Tim Pierret	2,316	1999
Luke Ott	2,235	2000
Rob Berger	2,195	2010
Ryan Hartman	2,153	2002
Rob Berger	2,036	2009

Passing

Career High Five

Name	Yards	Year
Ryan Hartman	7,218	2001-04
Cody Craig	7,181	2004-07
Greg Cavanaugh	5,442	1977-80
Greg Vanderfin	5,360	1987-90
Kurt Rotherham	5,205	1983-86



Ryan Hartman



Mike Whitehouse

50 Reception Club

Name	Yards	Year
Mike Whitehouse	73-1,132	1989
Judd O'Connell	65-1,216	2007
Mike Whitehouse	65-920	1988
Joe Green	63-911	2011
Jeremy Gezella	63-998	2009
Greg Rotherham	61-1,028	1977
Mike Whitehouse	56-910	1987
Joe Green	52-692	2012
T.J. George	52-856	2004
Steve Heim	52-1,127	1983
Todd Bierowski	51-760	1993

Receiving

Career High Five

Name	Yards	Year
Mike Whitehouse	230-3,480	1986-89
Joe Green	169-2,503	2009-12
Greg Rotherham	124-2,531	1974-77
Todd Bierowski	122-1,690	1991-94
Steve Heim	120-2,361	1982-84



Mike Whitehouse

Most Valuable Players

1953 - Jerry Dufek	1966 - John Broihier	1979 - Steve Mocarski	1992 - Jon Wadzinski	2006 - Brendan O'Malley
1954 - Clint Peters	1967 - Mike Dumas	1980 - Joe Hoerning	1993 - Kevin Dugan	2007 - Cody Craig
1955 - Larry Van Alstine	1968 - Steve Wilmet	1981 - Brad Tilkens	1994 - Pat Rusch	2008 - A.J. Phillips
1956 - Bob Pozza	1969 - Larry Krause	1982 - Jerry Lang	1995 - Pat Rusch	2009 - Rob Berger
1957 - Bill Van Lanen	1970 - Jim Maier	1983 - Steve Heim	1996 - Matt Bumgardner	2010 - Rob Berger
1958 - Dennis Penza	1971 - Mike Teff	1984 - Steve Heim	1997 - Dan Luedtke, Steve Sturm	2011 - Joe Green
1959 - Jim Coenen	1972 - Tom Deters	1985 - Brian Morgan	1998 - Tim Pierret, Jason Piurkowski	2012 - Joe Green
1960 - Jerry Moseler	1973 - Donn Pierce	1986 - Kurt Rotherham	1999 - Tim Pierret	2013 - Brad Boockmeier
1961 - Jerry Moseler, Larry Buch	1974 - Donn Pierce	1987 - Joe Haselwander	2000 - Matt O'Grady	2014 - Zach Klarkowski
1962 - Larry Schoenberger	1975 - Greg Benesh	1988 - Mike Whitehouse	2001 - Luke Ott	2015 - Frank Laterza
1963 - Dave Kons	1976 - Mike Rydzon	1989 - Mike Whitehouse	2002 - Joe Masciopinto	2016 - Ryan Grandlic
1964 - Jule Mellen	1977 - Greg Rotherham	1990 - Craig Barrett	2003 - Joe Masciopinto	2017 - Samuel Staehling
1965 - Mike Ryan	1978 - Don Noskowiak	1991 - Robb Koseor	2004 - Ryan Hartman	2018 - Matt Gurgone
			2005 - Casey Meehan	

St. Norbert Record Book

Total Offense in Yards

Year	Games	Rush	Pass	Total	Average
1954	8	1,147	788	1,935	241.9
1955	not available				
1956	9	1,996	940	2,936	326.2
1957	8	2,485	757	3,242	405.3
1958	9	1,160	1,419	2,579	286.6
1959	7	535	1,030	1,565	223.6
1960	9	1,688	932	2,620	291.1
1961	9	1,918	597	2,515	279.4
1962	9	2,013	960	2,973	330.3
1963	9	1,740	1,090	2,830	314.4
1964	9	1,840	722	2,562	284.7
1965	9	1,599	812	2,411	267.9
1966	9	1,685	1,062	2,747	305.2
1967	9	1,526	863	2,389	265.4
1968	9	2,033	1,176	3,209	356.6
1969	9	2,271	885	3,156	350.7
1970	9	2,001	776	2,777	308.6
1971	10	1,701	1,037	2,738	273.8
1972	9	793	837	1,630	181.1
1973	9	696	1,235	1,931	214.6
1974	10	1,053	1,215	2,268	226.8
1975	10	904	2,277	3,181	318.1
1976	10	1,166	1,825	2,991	299.1
1977	10	315	1,882	2,197	219.7
1978	10	959	1,702	2,661	266.1
1979	10	527	1,217	1,744	174.4
1980	9	1,005	1,378	2,383	264.8
1981	9	624	1,035	1,659	184.3
1982	10	684	1,271	1,955	195.5
1983	10	694	2,573	3,267	326.7
1984	8	1,044	1,959	3,003	375.4
1985	9	1,530	1,772	3,302	366.9
1986	9	898	1,892	2,790	310.0
1987	10	1,566	1,511	3,077	307.7
1988	10	1,728	2,055	3,783	378.3
1989	10	1,712	1,766	3,478	347.8
1990	9	1,388	1,507	2,895	321.7
1991	9	1,389	1,023	2,412	268.0
1992	9	1,748	980	2,728	303.1
1993	9	1,354	1,796	3,150	350.0
1994	9	2,276	1,072	3,348	372.0
1995	9	1,844	534	2,378	264.2
1996	9	1,401	1,579	2,980	331.1
1997	9	1,643	1,331	2,974	330.4
1998	10	1,931	1,429	3,360	336.0
1999	10	1,832	2,509	4,341	434.1
2000	10	2,203	2,332	4,535	453.5
2001	9	1,806	2,624	4,430	492.2
2002	10	1,641	2,326	3,967	396.7
2003	12	2,587	2,674	5,261	438.4
2004	11	2,477	2,767	5,244	476.7
2005	10	2,017	2,168	4,185	418.5
2006	11	1,534	2,414	3,948	358.9
2007	11	1,456	2,865	4,321	392.8
2008	10	1,927	1,860	3,787	378.7
2009	10	1,904	2,225	4,159	415.9
2010	11	2,239	2,424	4,663	423.9
2011	10	1,667	2,471	4,138	413.8
2012	11	1,442	1,987	3,429	311.7
2013	11	1,436	1,797	3,233	293.9
2014	10	1,381	1,768	3,149	314.9
2015	11	2,576	1,801	4,377	397.9
2016	10	1,929	1,961	3,890	389.0
2017	10	1,947	1,904	3,851	385.1
2018	12	2,586	1,726	4,312	359.3

Total Defense in Yards

Year	Games	Rush	Pass	Total	Average
1954	8	1,190	1,706	2,896	362.0
1955	not available				
1956	9	1,086	1,008	2,094	232.7
1957	8	1,226	791	2,017	252.1
1958	9	1,461	747	2,208	245.3
1959	7	1,438	581	2,019	288.4
1960	9	1,638	661	2,299	255.4
1961	9	1,450	562	2,012	223.6
1962	9	1,064	1,099	2,163	240.3
1963	9	1,232	1,433	2,665	296.1
1964	9	850	797	1,647	183.0
1965	9	1,474	755	2,229	247.7
1966	9	770	1,089	1,859	206.6
1967	9	973	863	1,836	204.0
1968	9	1,113	1,355	2,468	274.2
1969	9	1,193	1,340	2,533	281.4
1970	9	950	1,103	2,053	228.1
1971	not available				
1972	9	1,569	1,005	2,574	286.0
1973	9	1,111	1,375	2,486	276.2
1974	10	1,358	1,501	2,859	285.9
1975	10	1,489	1,781	3,270	327.0
1976	10	2,475	1,674	4,149	414.9
1977	10	2,181	1,060	3,241	324.1
1978	10	1,992	1,153	3,145	314.5
1979	10	1,527	1,437	2,964	296.4
1980	9	1,722	1,130	2,852	316.9
1981	not available				
1982	10	1,420	1,376	2,796	279.6
1983	10	1,399	1,874	3,273	327.3
1984	8	817	1,335	2,152	269.0
1985	9	1,080	1,422	2,502	278.0
1986	9	1,750	1,714	3,464	384.9
1987	10	1,497	1,383	2,879	287.0
1988	10	697	1,574	2,271	227.1
1989	10	1,080	1,670	2,750	275.0
1990	9	960	1,340	2,300	255.6
1991	9	1,264	1,155	2,419	268.8
1992	9	1,542	1,166	2,708	300.9
1993	9	1,716	1,380	3,096	344.0
1994	9	1,654	1,492	3,149	349.6
1995	9	1,863	1,340	3,202	355.9
1996	9	2,003	1,619	3,622	402.4
1997	9	2,209	1,050	3,259	362.1
1998	10	1,399	1,550	2,949	294.9
1999	10	1,049	2,001	3,050	305.0
2000	10	940	2,001	2,941	294.1
2001	9	719	2,327	3,046	338.4
2002	10	1,104	2,253	3,357	335.7
2003	12	797	2,678	3,475	289.6
2004	11	1,126	2,056	3,182	289.3
2005	10	1,538	2,050	3,588	358.8
2006	11	1,354	1,868	3,222	292.9
2007	11	1,496	1,907	3,403	309.4
2008	10	944	2,260	3,204	320.4
2009	10	1,396	1,555	2,951	295.1
2010	11	1,617	2,101	3,718	338.0
2011	10	763	2,378	3,141	314.1
2012	11	1,370	2,164	3,534	321.3
2013	11	1,132	2,256	3,388	308.0
2014	10	1,354	2,149	3,503	350.3
2015	11	1,580	1,710	3,290	299.1
2016	10	1,392	1,883	3,275	327.5
2017	10	615	2,041	2,656	265.6
2018	12	1,100	1,634	2,734	227.8

St. Norbert College Homecoming Scores (60-24-1)

1931	W	UW-Platteville	38-0
1932	W	UW-Stevens Point	13-12
1933	L	UW-Whitewater	20-6
1934	W	UW-Milwaukee	14-13
1935	T	Jordan, Mich.	0-0
1936	W	St. Viator, Ill.	9-7
1937	L	Gustavus Adolphus, Minn.	19-14
1938	L	St. Benedict's, Kan.	25-6
1939	L	Gustavus Adolphus, Minn.	13-2
1940	W	St. Ambrose, Iowa	7-0
1941	W	Carroll	7-0
1942	L	Loras, Iowa	18-0

1946	W	Loras, Iowa	27-7
1947	W	UW-Milwaukee	19-6
1948	W	Loras, Iowa	13-6
1949	W	St. Joseph's, Ind.	39-0
1950	W	Lewis, Ill.	52-7
1951	W	St. Joseph's, Ind.	19-7
1952	W	Lewis, Ill.	7-6
1953	W	St. Ambrose, Iowa	26-14
1954	L	Lewis, Ill.	13-7
1955	W	UW-Whitewater	33-7
1956	L	Lewis, Ill.	13-10
1957	W	St. Ambrose, Iowa	33-20
1958	W	Loras, Iowa	20-18
1959	L	St. Ambrose, Iowa	20-14
1960	W	MSU-Mankato	29-14
1961	L	Northern Michigan	36-7
1962	W	Morningside, Iowa	42-14
1963	W	Augustana, S.D.	42-38

1964	W	UW-Whitewater	20-7
1965	L	Northern Michigan	13-6
1966	W	UW-Oshkosh	40-18
1967	L	Northern Michigan	24-23
1968	W	UW-Oshkosh	21-20
1969	L	UW-La Crosse	17-13
1970	W	UW-Oshkosh	10-7
1971	W	UW-Milwaukee	24-6
1972	L	UW-Whitewater	30-2
1973	W	UW-Oshkosh	17-10
1974	W	UW-Whitewater	13-12
1975	W	UW-Oshkosh	28-7
1976	L	Hillsdale, Mich.	55-20
1977	L	Northwood, Mich.	29-13
1978	L	Saginaw Valley, Mich.	16-7
1979	L	Northwood, Mich.	26-10
1980	L	UW-Platteville	37-17
1981	L	UW-Oshkosh	6-0

1982	L	UW-Platteville	35-13
1983	L	Lawrence	13-11
1984	W	Ripon	25-16
1985	L	Univ. of Chicago	7-6
1986	W	Ripon	28-14
1987	W	Univ. of Chicago	23-7
1988	W	Beloit	38-7
1989	W	Lake Forest, Ill.	41-0
1990	L	Beloit	16-10
1991	W	Lake Forest, Ill.	31-7
1992	W	Ripon	16-14
1993	W	Lake Forest, Ill.	34-14
1994	W	Ripon	21-15
1995	W	Lake Forest, Ill.	21-17
1996	W	Beloit	28-25
1997	W	Carroll (2 OT)	18-17
1998	L	Grinnell, Iowa	49-28
1999	W	Knox, Ill.	38-17

2000	W	Beloit	47-24
2001	W	Lake Forest, Ill.	52-28
2002	W	Ripon	48-27
2003	W	Carroll	63-27
2004	W	Ripon	58-14
2005	W	Grinnell, Iowa	63-14
2006	W	Carroll	41-0
2007	W	Ripon	52-27
2008	W	Carroll	20-17
2009	W	Ripon	41-28
2010	W	Grinnell	58-14
2011	W	Carroll	28-7
2012	W	Lawrence	79-7
2013	W	Cornell College	20-17
2014	W	Ripon	13-10
2015	W	Lawrence	63-7
2016	W	Ripon	48-7
2017	W	Chicago	10-0
2018	W	Macalester	17-15

Special Teams Touchdowns (1956–2018)

Date	Opponent	Scoring Play	Result
9/22/18	Grinnell College	Lucas Van Deruzen 0-yard Blocked Punt return	W 91-0
10/28/17	Macalester College	Mike Olijnyk 0-yard Blocked Punt Return	W 47-7
9/23/17	Grinnell College	Drew Rhodes 60-yard Punt return	W 66-13
11/8/14	Macalester College	Zach Klarkowski 30-yard Blocked Punt return	L, 21-13
9/6/14	Carthage College	Elijah Fort 72-yard Punt return	W, 25-13
10/31/09	Beloit College	Dustin Gresen 0-yard Blocked Punt return	W, 44-0
9/26/09	Lake Forest College	Justin Baker 67-yard Blocked Field Goal return	W, 35-14
11/1/08	Beloit College	Dan Sjoquist 51-yard Punt return	W, 42-21
10/11/08	Monmouth College	Ernest James – Defensive Extra Point	L, 31-22
9/27/08	Lake Forest College	A.J. Phillips 38-yard Punt return	W, 62-0
9/20/08	Lawrence University	Ernest James – Defensive Extra Point	W, 44-18
11/4/06	Illinois College	Bryce Hattamer 0-yard Blocked Punt return	W, 49-0
10/21/06	Ripon College	Zach Behnke 1-yard Blocked Punt return	W, 38-28
9/30/06	Knox College	Steve Kraft 20-yard Blocked Punt return	W, 42-27
9/9/06	Grinnell College	Tony Mendina 46-yard Punt return	W, 63-13
9/10/05	Beloit College	Tyler Belisle 5-yard Blocked Punt return	W, 27-25
10/23/04	Ripon College	Loren Coleman 93-yard Kickoff return	W, 58-14
10/11/03	Lawrence University	Joe Masciopinto 35-yard Punt return	W, 28-24
10/4/03	Illinois College	Joe Masciopinto 45-yard Punt return	W, 54-7
10/26/02	Ripon College	Jeremy Swanson 2-yard Blocked Punt return	W, 48-27
10/5/02	Illinois College	Ryan Schneider 95-yard Kickoff return	W, 60-9
10/5/02	Illinois College	Joe Masciopinto 67-yard Punt return	W, 60-9
9/14/02	Beloit College	Ryan Schneider 82-yard Kickoff return	W, 51-32
9/29/01	Ripon College	Joe Masciopinto 83-yard Punt return	W, 20-14
9/22/01	Lawrence University	Joe Masciopinto 37-yard Punt return	W, 51-8
11/18/00	Central College	Jesse Augustine 85-yard Kickoff return	L, 29-14
11/4/00	Beloit College	Brandon Spaulding 87-yard Kickoff return	W, 47-24
9/27/97	Illinois College	Jason Leigl 55-yard Blocked Field Goal return	W, 70-13
9/6/97	UW-Oshkosh	Ryan Glor 89-yard Kickoff Return	L, 62-17
9/6/97	UW-Oshkosh	Jason Joanis - Defensive Extra Point	L, 62-17
10/19/96	Ripon College	Ryan Glor 12-yard Blocked Punt return	L, 31-28
10/12/96	Lawrence University	Ben Merigold 20-yard Blocked Punt return	W, 24-20
10/14/95	Lawrence University	Ryan Glor 76-yard Kickoff return	L, 47-31
10/30/95	Knox College	Dan Luedtke 15-yard Blocked Punt return	L, 34-30
9/16/95	Concordia University	Ryan Glor 94-yard Kickoff return	L, 36-13
10/8/94	Lake Forest College	Kyle Landish 82-yard Kickoff return	W, 31-29
11/6/93	Carroll College	Tom Benkowski 70-yard Kickoff return	L, 57-41
11/6/93	Carroll College	Dan Alsteen 0-yard Blocked Punt return	L, 57-41
9/29/90	Illinois College	Mike Bonk 28-yard Fumble return	W, 29-0
9/15/90	Michigan Tech	Mike Bonk 35-yard Blocked Punt return	L, 28-12
10/7/89	Lake Forest College	Mike Whitehouse 60-yard Punt return	W, 41-0
9/30/89	Knox College	Mike Whitehouse 88-yard Punt return	W, 42-14
11/6/82	UW-Platteville	Tim Sullivan 15-yard Blocked Punt return	L, 35-13
10/9/82	Ripon College	Jim Cherskin 23-yard Blocked Punt return	L, 17-16
9/29/79	Hillsdale College	Dan Magno 99-yard Kickoff return	L, 31-14
11/1/69	UW-Milwaukee	Ron Blaha 33-yard Blocked Punt return	L, 35-16
9/27/69	UW-River Falls	Dennis Tourdot 11-yard Blocked Punt return	W, 48-0
9/23/67	Ferris State	Dennis Tourdot 98-yard Kickoff return	L, 22-19
9/26/65	Hillsdale College	Tom Walgenbach 88-yard Kickoff return	W, 27-21
10/3/64	Ferris State	Art Fisher 82-yard Kickoff return	W, 43-7
9/19/64	St. Thomas	Pete Platten 0-yard Blocked Punt return	W, 23-6
11/9/63	UW-Whitewater	Mike Hoffman 93-yard Kickoff return	L, 32-27
10/26/63	Morningside	Art Fisher 68-yard Punt return	L, 27-14
10/19/63	Augustana, S.D.	Tom Noonan 91-yard Kickoff return	W, 42-38
10/6/62	Ferris State	Emery Welsch 84-yard Kickoff return	W, 25-16
9/15/62	UW-La Crosse	Art Fisher 91-yard Punt return	W, 21-13
11/5/60	UW-Whitewater	Dave Mahlik 94-yard Kickoff return	T, 20-20
10/10/59	St. Ambrose	Myron Skaleski 81-yard Kickoff return	L, 21-14
9/29/57	Minnesota-Mankato	Norm Jarock 85-yard Kickoff return	W, 14-6
11/2/57	Michigan Tech	Bill Van Lanen 85-yard Kickoff return	W, 43-19
10/21/56	Lewis College	Norm Jarock 85-yard Kickoff return	W, 20-13

Defensive Touchdowns (1956–2018)

Date	Opponent	Player	Play	Date	Opponent	Player	Play
11/17/18	Trine Univ.	Matt Gurgone	35 FUM	9/25/04	Knox College	Brandon Pufall	14 FUM
11/17/18	Trine Univ.	Matt Gurgone	26 INT	10/4/03	Illinois College	Anthony Triner	57 FUM
11/10/18	Monmouth College	Ben Kornowski	43 INT	10/4/03	Illinois College	Kyle Friedrichs	0 FUM
9/22/18	Grinnell College	Luke Bero	0 FUM	9/20/03	Monmouth College	Jeremy Swanson	25 INT
9/22/18	Grinnell College	Matt Gurgone	2 FUM	10/12/02	Lawrence University	Joe Masciopinto	35 INT
9/22/18	Grinnell College	Matt Gurgone	36 INT	9/14/02	Beloit College	Ryan Reader	27 INT
9/22/18	Grinnell College	Bright Boachie	0 FUM	11/3/01	Beloit College	Luke Allison	32 FUM
9/1/18	Aurora Univ.	Matt Gurgone	20 INT	10/27/01	Lake Forest College	Joe Masciopinto	53 INT
11/12/16	Macalester College	Tommy Gonzales	10 INT	10/20/01	Grinnell College	Joe Masciopinto	67 FUM
10/29/16	Illinois College	Stuart Kwaterski	10 FUM	11/11/00	Illinois College	Dwensel Petty	22 INT
10/22/16	Ripon College	Stuart Kwaterski	1 FUM	11/4/00	Beloit College	Ryan Reader	70 INT
10/22/16	Ripon College	Ryan Grandlic	29 FUM	10/14/00	Monmouth College	Eddie Obermeuller	27 INT
10/8/16	Beloit College	Matt Barrett	80 FUM	9/30/00	Ripon College	Levi Finch	20 INT
9/12/15	North Park Univ.	Tyler Jensen	50 INT	9/30/00	Ripon College	Dwensel Petty	5 INT
9/5/15	Carthage College	Frank Laterza	84 INT	10/03/98	Ripon College	Joe Ragana	18 INT
11/1/14	Lawrence University	Ryan Grandlic	10 FUM	9/28/96	Illinois College	Dave Vandenberg	28 INT
9/28/13	Carroll University	Anthony Parker	25 INT	10/30/95	Knox College	Ryan Glor	72 FUM
9/14/13	Knox College	Joe Schlueter	85 INT	10/21/95	Ripon College	Jeff Hettinger	20 INT
10/27/12	Grinnell College	Austin Arts	15 FUM	10/22/94	Ripon College	Kyle Landish	32 INT
10/13/12	Lawrence University	Pat Gradus	17 FUM	10/2/93	Grinnell College	Dan Stratton	0 FUM
11/5/11	Lake Forest College	Austin Prusha	61 INT	9/23/89	Coe College	Pete Kline	21 INT
10/22/11	Grinnell College	Austin Arts	43 INT	10/22/88	Ripon College	Jim Guy	26 INT
10/9/10	Illinois College	Kyle Ripley	0 FUM	10/24/87	Ripon College	Joe Haselwander	71 INT
10/2/10	Monmouth College	Justin Baker	41 INT	10/11/86	Lake Forest College	Jack Arends	23 INT
10/2/10	Monmouth College	Josh Holzhauser	28 INT	10/8/83	Ripon College	Jim Barnes	23 INT
10/2/10	Monmouth College	Austin Arts	22 INT	9/24/83	UW-Stevens Point	John Whitehouse	16 INT
9/19/09	Lawrence University	Mike Lunde	29 FUM	11/13/82	Michigan Tech	Jerry Lang	30 INT
9/27/08	Lake Forest College	Matt Sullivan	7 INT	9/8/79	UW-Eau Claire	Bob Walker	60 INT
9/13/08	Grinnell College	Alex Noskowiak	38 INT	9/24/77	UW-Stevens Point	Don Deegan	0 FUM
9/6/08	Wartburg College	Scott Wuensch	95 FUM	10/4/75	Hillsdale College	Rick Kekula	1 FUM
11/3/07	Illinois College	Ben Hackbart	50 INT	10/12/74	UW-Whitewater	Mark Heimbach	45 INT
10/27/07	Beloit College	John Rappel	53 INT	9/21/74	UW-Stevens Point	Joe Veronico	23 INT
10/27/07	Beloit College	Steve Kraft	46 INT	10/20/73	UW-Oshkosh	Chuck LaHam	19 FUM
10/6/07	Monmouth College	Chris Manlick	100 INT	10/30/71	UW-Milwaukee	Marc Biloti	35 INT
9/29/07	Knox College	John Rappel	22 INT	11/7/70	Dubuque University	Tim Verstegen	25 INT
9/29/07	Knox College	John Rappel	35 INT	10/25/69	Northern Michigan	Dick Helger	40 INT
11/4/06	Illinois College	Tim Nash	17 INT	9/27/69	UW-River Falls	Dick Helger	25 INT
10/28/06	Beloit College	Tyler Belisle	98 INT	9/13/69	St. Thomas	John Nowak	0 FUM
10/14/06	Carroll College	Steve Kraft	35 INT	9/28/68	UW-River Falls	James Beaver	10 INT
10/14/06	Carroll College	Seth Schussler	16 INT	10/7/67	Western Illinois	David Neal	71 INT
10/7/06	Monmouth College	Teddy Fleming	0 FUM	9/16/67	St. Thomas	Dennis Tourdot	47 INT
10/7/06	Monmouth College	Steve Kraft	37 INT	9/19/65	St. Thomas	Mike Ryan	15 INT
10/29/05	Grinnell College	Nick Breisch	23 INT	10/31/64	St. Cloud	Jule Mullen	0 FUM
10/15/05	Carroll College	Anthony Triner	50 FUM	9/19/64	St. Thomas	Terry Mied	0 FUM
10/15/05	Carroll College	Anthony Triner	27 INT	10/5/63	Ferris State	Pat Pavelski	20 INT
10/15/05	Carroll College	Dan Dohr	22 INT	9/10/61	St. Thomas	Gary Simoens	27 INT
10/15/05	Carroll College	Nick Breisch	51 INT	11/12/60	Michigan Tech	Mike Hoffman	40 INT
9/24/05	Knox College	Ben Baker	4 FUM	11/5/60	UW-Whitewater	Dave Mezera	15 INT
				9/15/57	UW-Eau Claire	Norm Jarock	74 INT

Safeties (1956-2018)

Date	Opponent	Result
11/3/18	Beloit College	W 60-0
10/20/18	Lawrence University (2)	W 46-0
11/4/17	Beloit College	W 47-7
9/17/16	Knox College	W 50-3
11/1/14	Lawrence University	W, 42-0
10/5/13	Monmouth College	W, 22-14
9/29/12	Monmouth College	L, 31-9
9/27/09	Lake Forest College (2)	W, 62-0
9/22/07	Lake Forest College	W, 36-6
9/25/04	Knox College	W, 59-0
9/14/02	Beloit College	W, 51-32
11/11/00	Illinois College	W, 46-18
9/25/99	Lawrence University	W, 43-14
10/10/98	Knox College	L, 21-19
10/7/95	Lake Forest College	W, 21-17
10/29/94	Beloit College	L, 33-30
10/20/90	Ripon College	W, 33-14
9/29/90	Illinois College	W, 29-0
10/28/89	Beloit College	W, 35-14
11/12/88	Monmouth College	W, 12-0
10/15/88	Lawrence University	W, 28-15
10/20/84	Ripon College	W, 25-16
9/11/82	Monmouth College	W, 30-0
10/20/79	UW-Oshkosh	L, 20-14
10/14/78	Northwood Institute	W, 22-21
9/16/78	Maranatha Baptist Bible College	W, 56-0
9/24/77	UW-Stevens Point	L, 45-8
11/1/75	UW-Platteville	L, 30-23
11/1/75	UW-Platteville	L, 30-23
10/19/74	UW-Oshkosh	W, 22-7
9/14/74	St. Thomas University	W, 9-7
10/20/73	UW-Oshkosh	W, 17-10
10/14/72	UW-Milwaukee	L, 37-2
10/25/69	Northern Michigan University	W, 25-10
9/20/69	St. Cloud	W, 28-26
10/28/67	Northern Michigan	L, 24-23
10/31/64	St. Cloud	W, 29-7
10/3/64	Ferris State	W, 43-7
9/19/64	St. Thomas	W, 23-6
9/24/60	Carroll College	W, 9-0

All-Time Shutouts (1931-2018)

Date	Opponent	Site	Score	Coach
11/3/18	Beloit College	Beloit	60-0	Dan McCarty
10/20/18	Lawrence Univ.	Appleton	46-0	Dan McCarty
9/29/18	Knox College	Galesburg, Ill.	34-0	Dan McCarty
9/22/18	Grinnell College	De Pere	91-0	Dan McCarty
10/14/17	Univ. of Chicago	De Pere	10-0	Dan McCarty
10/7/17	Ripon College	Ripon	17-0	Dan McCarty
10/15/16	Lawrence University	Appleton	62-0	Dan McCarty
10/24/15	Beloit College	Beloit	33-0	Dan McCarty
11/1/14	Lawrence University	Appleton	42-0	Steve Ogenorth
11/9/13	Grinnell College	De Pere	23-0	Jim Purtill
11/6/10	Lake Forest College	De Pere	28-0	Jim Purtill
9/18/10	Knox College	Galesburg, Ill.	49-0	Jim Purtill
11/7/09	Illinois College	Jacksonville, Ill.	49-0	Jim Purtill
10/31/09	Beloit College	De Pere	44-0	Jim Purtill
9/27/08	Lake Forest College	De Pere	62-0	Jim Purtill
11/4/06	Illinois College	De Pere	49-0	Jim Purtill
10/14/06	Carroll College	De Pere	41-0	Jim Purtill
10/7/06	Monmouth College	De Pere	48-0	Jim Purtill
10/1/05	Illinois College	Jacksonville, Ill.	28-0	Jim Purtill
9/25/04	Knox College	Galesburg, Ill.	59-0	Jim Purtill
9/27/03	Knox College	De Pere	24-0	Jim Purtill
10/12/02	Lawrence University	De Pere	55-0	Jim Purtill
10/21/00	Grinnell College	De Pere	34-0	Jim Purtill
10/14/00	Monmouth College	Monmouth, Ill.	45-0	Jim Purtill
10/7/00	Knox College	Galesburg, Ill.	21-0	Jim Purtill
9/23/00	Lawrence University	Appleton	29-0	Jim Purtill
11/14/98	Illinois College	De Pere	41-0	Greg Quick
11/2/96	Carroll College	Waukesha	27-0	Greg Quick
9/28/91	Illinois College	Jacksonville, Ill.	21-0	Don LaViolette
10/7/89	Lake Forest	De Pere	41-0	Don LaViolette
11/12/88	Monmouth College	De Pere	12-0	Don LaViolette
9/24/88	Coe College	Cedar Rapids, Iowa	17-0	Don LaViolette
10/10/87	Lake Forest	De Pere	38-0	Don LaViolette
11/3/84	Chicago	Chicago, Ill.	27-0	Don LaViolette
9/11/82	Monmouth College	De Pere	30-0	Larry Van Alstine
10/25/80	UW-Stout	De Pere	21-0	Larry Van Alstine
9/22/79	UW-Stevens Point	De Pere	15-0	Larry Van Alstine
9/16/78	Maranatha Baptist	De Pere	56-0	Howard "Chick" Kolstad
11/2/74	UW-Platteville	De Pere	6-0	Howard "Chick" Kolstad
9/7/74	Northeastern Illinois	Chicago, Ill.	34-0	Howard "Chick" Kolstad
10/28/72	UW-Milwaukee	Shorewood	7-0	Howard "Chick" Kolstad
9/9/72	UW-Stout	Menomonie	20-0	Howard "Chick" Kolstad
10/30/70	Dubuque	De Pere	62-0	Howard "Chick" Kolstad
10/2/70	UW-La Crosse	La Crosse	34-0	Howard "Chick" Kolstad
10/3/69	UW-River Falls	De Pere	48-0	Howard "Chick" Kolstad
11/8/68	St. Cloud State	De Pere	42-0	Howard "Chick" Kolstad
9/13/68	St. Thomas, Minn.	De Pere	26-0	Howard "Chick" Kolstad
10/7/67	Western Illinois	De Pere	26-0	Howard "Chick" Kolstad
10/29/66	Minn. State-Mankato	De Pere	20-0	Howard "Chick" Kolstad
10/1/66	Ferris State	Big Rapids, Mich.	25-0	Howard "Chick" Kolstad
10/2/65	Ferris State	Big Rapids, Mich.	41-0	Howard "Chick" Kolstad
9/22/62	Lakeland College	De Pere	42-0	Howard "Chick" Kolstad
10/28/61	Luther College	Decorah, Iowa	14-0	Howard "Chick" Kolstad
10/7/61	Lakeland College	Sheboygan	25-0	Howard "Chick" Kolstad
9/24/60	Carroll College	De Pere	9-0	Howard "Chick" Kolstad
10/30/54	UW-Whitewater	Whitewater	40-0	Mel Nicks
10/9/54	Carroll College	De Pere	10-0	Mel Nicks
10/31/53	Quincy	Quincy, Ill.	21-0	Mel Nicks
11/9/52	St. Joseph, Ind.	Rensselaer, Ind.	36-0	Tom Hearnden
11/1/52	Loras	De Pere	21-0	Tom Hearnden
10/12/52	St. Ambrose	Davenport, Iowa	7-0	Tom Hearnden
9/21/52	UW-La Crosse	La Crosse	14-0	Tom Hearnden
11/10/51	UW-Milwaukee	Milwaukee	35-0	Tom Hearnden
10/1/50	St. Joseph, Ind.	Rensselaer, Ind.	26-0	Tom Hearnden
9/23/50	Quincy	De Pere	20-0	Tom Hearnden
11/12/49	UW-Milwaukee	De Pere	28-0	Tom Hearnden
10/29/49	St. Joseph, Ind.	De Pere	39-0	Tom Hearnden
9/16/49	Northland	Ashland	54-0	Tom Hearnden
10/2/48	Northland	De Pere	66-0	Tom Hearnden
11/17/46	St. Joseph, Ind.	Rensselaer, Ind.	23-0	Tom Hearnden
11/2/46	UW-Milwaukee	De Pere	22-0	Tom Hearnden
10/26/46	UW-La Crosse	De Pere	20-0	Tom Hearnden
10/12/46	UW-Oshkosh	Oshkosh	39-0	Tom Hearnden
9/21/46	UW-Stevens Point	Stevens Point	54-0	Tom Hearnden
10/17/42	Michigan Tech	Houghton, Mich.	7-0	Mickey Mc Cormick
11/2/41	St. Ambrose	Davenport, Iowa	7-0	Mickey Mc Cormick
10/25/41	Carroll College	De Pere	7-0	Mickey Mc Cormick
10/18/41	Michigan Tech	De Pere	25-0	Mickey Mc Cormick
10/21/39	Michigan Tech	De Pere	20-0	Mickey Mc Cormick
10/28/38	UW-Milwaukee	Milwaukee	13-0	Mickey Mc Cormick
10/7/38	South Dakota State	De Pere	9-0	Mickey Mc Cormick
10/1/38	Michigan Tech	Houghton, Mich.	13-0	Mickey Mc Cormick
11/13/37	Michigan Tech	De Pere	33-0	Mickey Mc Cormick
9/25/37	UW-Stevens Point	Stevens Point	7-0	Mickey Mc Cormick
10/24/36	UW-Stevens Point	Stevens Point	9-0	Mickey Mc Cormick
10/18/36	Jordan	Marinette	25-0	Mickey Mc Cormick
10/3/36	Michigan Tech	Houghton, Mich.	46-0	Mickey Mc Cormick
9/19/36	St. Mary's, Minn.	De Pere	32-0	Mickey Mc Cormick
10/19/35	Carroll College	Waukesha	7-0	Mickey Mc Cormick
10/5/35	Michigan Tech	De Pere	13-0	Mickey Mc Cormick
11/7/31	UW-Platteville	De Pere	38-0	John Malevich



Individual Game Records

OFFENSE

Total Offense (350 or more)

443	Rob Berger	vs. Wartburg College (2009)
440	Dan Luedtke	vs. Monmouth College (1996)
414	Luke Ott	vs. Lake Forest College (2001)
399	Tim Pierret	vs. Monmouth College (1999)
393	Dan Luedtke	vs. Monmouth College (1997)
367	Remy Stephenson	vs. Monmouth College (1975)
364	Tim Pierret	vs. Lawrence University (1999)
361	J.T. Crosby	vs. Beloit College (2016)
359	Pat Sullivan	vs. UW-Platteville (1983)
355	Rob Berger	vs. Ripon College (2009)
350	Luke Ott	vs. Hamline University (2000)

Rushing Attempts (35 or more)

47	Jon Wadzinski	vs. Beloit College (1993)
38	Aljay Wren	vs. Lake Forest College (2003)
37	Jon Wadzinski	vs. Beloit College (1992)
36	Pat Rusch	vs. Lawrence University (1994)
36	Jim Maier	vs. UW-Milwaukee (1970)
35	Dave Fitzpatrick	vs. Lawrence University (1990)
35	Jon Wadzinski	vs. Ripon College (1992)

Rushing Yards (200 or more)

282	Matt O'Grady	vs. Monmouth College (2000)
268	Norm Jarock	vs. UW-La Crosse (1957)
254	Casey Meehan	vs. Grinnell College (2004)
247	Jim Maier	vs. UW-Milwaukee (1970)
240	Pat Rusch	vs. Lawrence University (1994)
236	Aljay Wren	vs. Ripon College (2003)
234	Jason Augustynowicz	vs. Knox College (2001)
223	Adam Lewis	vs. Grinnell College (2002)
217	Matt O'Grady	vs. Lake Forest College (2000)
208	Jason Augustynowicz	vs. Ripon College (2001)
201	Norm Jarock	vs. Carroll College (1957)
200	Tom Guetzloff	vs. Knox College (1988)
200	Jim Maier	vs. UW-La Crosse (1970)

Yards per Rush (12.0 or more – 5 carries min.)

26.0	Jack Becker	vs. Lawrence Univ. (2015)
24.6	Rob Berger	vs. Knox College (2008)
19.7	Rob Berger	vs. Grinnell College (2008)
18.0	Aljay Wren	vs. Monmouth College (2001)
16.3	Brandon Dudley	vs. Grinnell College (2018)
15.5	Joe Hoerning	vs. Maranatha Baptist (1978)
15.1	Brandon Carter	vs. Lawrence Univ. (2015)
14.5	Rob Berger	vs. Grinnell College (2010)
14.4	Jack Becker	vs. Lawrence Univ. (2016)
13.7	Norm Jarock	vs. Michigan Tech Univ. (1956)
12.8	Jason Augustynowicz	vs. Monmouth College (2000)
12.7	Norm Jarock	vs. UW-La Crosse (1957)
12.3	Mike Ryan	vs. Ferris State Univ. (1965)

Rushing Touchdowns (4 or more)

5	Alec Getschow	vs. Carroll College (2002)
5	Larry Krause	vs. UW-River Falls (1968)
4	Rob Berger	vs. Knox College (2008)
4	Casey Meehan	vs. Ripon College (2005)
4	Aljay Wren	vs. Ripon College (2002)
4	Pat Rusch	vs. Lawrence University (1994)
4	Jim Maier	vs. UW-La Crosse (1970)
4	Larry Krause	vs. St. Cloud State (1968)
4	Tom Vanden Bush	vs. Ferris State (1965)

Passes Completed (24 or more)

32	Kurt Rotherham	vs. Michigan Tech University (1986)
28	Rob Berger	vs. Wartburg College (2009)
27	Luke Ott	vs. Hamline University (2001)
26	Ryan Hartman	vs. Lake Forest College (2002)
26	Kurt Rotherham	vs. Monmouth College (1984)
25	Luke Ott	vs. Lake Forest College (2001)
25	Greg Cavanaugh	vs. Hillsdale College (1978)
24	Cody Craig	vs. Monmouth College (2007)
24	Ryan Hartman	vs. Carroll College (2003)
24	Ryan Hartman	vs. Monmouth College (2002)

Passes Attempted (42 or more)

53	Dan Luedtke	vs. Monmouth College (1996)
50	Kurt Rotherham	vs. Cornell College (1986)
47	Ryan Hartman	vs. Lake Forest College (2002)
44	Ryan Hartman	vs. Simpson College (2003)
44	Kurt Rotherham	vs. Michigan Tech University (1986)
43	Greg Cavanaugh	vs. UW-Oshkosh (1978)
43	Greg Cavanaugh	vs. UW-Platteville (1978)
42	Greg Vanderfin	vs. UW-Stevens Point (1989)
42	Greg Cavanaugh	vs. Hillsdale College (1978)

Completion Pct. (.725 or Higher, min. 10 attempts)

100.0	Rob Berger	vs. Knox College (2009)
90.4	Dan Novotny	vs. Lake Forest College (1988)
84.2	Rob Berger	vs. Knox College (2010)
83.3	Rob Berger	vs. Ripon College (2010)
82.7	Ryan Hartman	vs. Carroll College (2003)
81.8	Cody Craig	vs. Lawrence University (2005)
80.0	Rob Berger	vs. Monmouth College (2010)
80.0	Kurt Rotherham	vs. UW-Oshkosh (1983)
78.9	Jack Becker	vs. Carthage College (2015)
78.5	Luke Ott	vs. Hamline University (2000)
77.8	Tim Pierret	vs. Carroll College (1998)
77.1	Remy Stephenson	vs. UW-Oshkosh (1975)
76.2	Drew Rhodes	vs. Ripon College (2018)
76.1	Cody Craig	vs. Knox College (2005)
75.7	Rob Berger	vs. Wartburg College (2009)
75.0	Drew Rhodes	vs. Macalester College (2018)
75.0	Bryan Stoppenbach	vs. Lawrence University (2008)
75.0	Steve Stratton	vs. Carroll College (1994)
74.3	Kurt Rotherham	vs. Monmouth College (1984)
73.3	James Tringali	vs. Cornell College (2014/2nd)

Passing Yards (300 or more)

421	Luke Ott	vs. Lake Forest College (2001)
367	Remy Stephenson	vs. Monmouth College (1975)
366	Kurt Rotherham	vs. Monmouth College (1984)
361	Dan Luedtke	vs. Monmouth College (1996)
349	Cody Craig	vs. Monmouth College (2007)
349	Pat Sullivan	vs. UW-Platteville (1983)
344	Doug Waitrovich	vs. Hillsdale College (1971)
343	Pat Sullivan	vs. University of Dubuque (1983)
340	Luke Ott	vs. Hamline University (2001)
337	Luke Ott	vs. Hamline University (2000)
333	Dan Luedtke	vs. Monmouth College (1997)
333	Kurt Rotherham	vs. Michigan Tech University (1986)
332	Luke Ott	vs. Illinois College (2001)
329	Kevin Hansen	vs. Grinnell College (2011)
329	Rob Berger	vs. Lawrence University (2009)
328	Jack Becker	vs. Macalester College (2017)
327	Tim Pierret	vs. Lawrence University (1999)
317	J.T. Crosby	vs. Beloit College (2016)
317	Rob Berger	vs. Wartburg College (2009)
313	Kurt Rotherham	vs. Cornell College (1986)
310	James Tringali	vs. Monmouth College (2013)
309	Cody Craig	vs. Ripon College (2007)
308	Cody Craig	vs. Olivet Nazarene (2007)
308	Cody Craig	vs. Olivet Nazarene (2006)
308	Cody Craig	vs. Lawrence University (2005)
308	Remy Stephenson	vs. UW-Oshkosh (1975)

Passing Touchdowns (4 or more)

5	Jack Becker	vs. Macalester College (2017)
5	Rob Berger	vs. Lawrence University (2010)
5	Cody Craig	vs. Lawrence University (2007)
5	Ryan Hartman	vs. Carroll College (2003)
5	Remy Stephenson	vs. Monmouth College (1975)
4	Jack Becker	vs. Knox College (2017)
4	Jack Becker	vs. Grinnell College (2017)
4	J.T. Crosby	vs. Illinois College (2016)
4	J.T. Crosby	vs. Beloit College (2016)
4	Mike Fabrizio	vs. Carroll University (2011)
4	Mike Fabrizio	vs. Knox College (2011)
4	Rob Berger	vs. Wartburg College (2009)
4	Cody Craig	vs. Ripon College (2007)
4	Cody Craig	vs. Grinnell College (2007)
4	Cody Craig	vs. Knox College (2005)
4	Cody Craig	vs. Lake Forest College (2005)
4	Ryan Hartman	vs. Illinois College (2004)
4	Ryan Hartman	vs. Grinnell College (2003)
4	Ryan Hartman	vs. University of St. Thomas (2002)
4	Luke Ott	vs. Beloit College (2001)
4	Luke Ott	vs. Knox College (2001)
4	Tim Pierret	vs. Grinnell College (1999)
4	Tim Pierret	vs. Lake Forest College (1999)
4	Greg Vanderfin	vs. Monmouth College (1990)
4	Dan Novotny	vs. Lake Forest College (1988)
4	Greg Vanderfin	vs. Cornell College (1987)
4	Greg Vanderfin	vs. Grinnell College (1987)

Passes Intercepted (4 or more)

6	Mike Van Alstine	vs. DePauw University (1981)
5	Dan Luedtke	vs. UW-Oshkosh (1997)
5	Greg Cavanaugh	vs. UW-Eau Claire (1978)
5	Mark Tonn	vs. Hillsdale College (1975)
5	Remy Stephenson	vs. UW-Milwaukee (1974)
4	James Tringali	vs. Knox College (2012)
4	Dan Luedtke	vs. Ripon College (1996)
4	Dan Luedtke	vs. Beloit College (1995)
4	Greg Vanderfin	vs. Central College (1989)
4	Kurt Rotherham	vs. University of Chicago (1985)
4	Pat Sullivan	vs. Fordham University (1983)
4	Greg Cavanaugh	vs. Hillsdale College (1979)
4	Greg Cavanaugh	vs. UW-Eau Claire (1979)
4	Mark Tonn	vs. UW-Stevens Point (1975)
4	Remy Stephenson	vs. UW-Platteville (1973)
4	Steve Wilmet	vs. UW-Milwaukee (1968)

Receptions (10 or more)

12	Jeremy Gezella	vs. Wartburg College (2009)
12	Todd Bierowski	vs. UW-Oshkosh (1993)
12	Mike Whitehouse	vs. UW-Stevens Point (1989)
12	Mike Whitehouse	vs. Benedictine University (1988)
12	Brian Higgins	vs. Lawrence University (1985)
11	Mike Whitehouse	vs. Michigan Tech University (1989)
11	Ty Vannieuwenhoven	vs. Monmouth College (1984)
10	Joe Green	vs. Grinnell College (2011)
10	Judd O'Connell	vs. Olivet Nazarene (2006)
10	Jason Augustynowicz	vs. Hamline University (2001)
10	Todd Bierowski	vs. Coe College (1994)
10	Mike Whitehouse	vs. Beloit College (1989)
10	Mike Whitehouse	vs. Central College (1989)
10	Greg Eiting	vs. Adrian College (1982)
10	Mike Whitehouse	vs. Central College (1989)
10	Greg Eiting	vs. Adrian College (1982)

Individual Game Records

Receiving Yards (150 or more)

284	Greg Benesh	vs. Monmouth College (1975)
241	Steve Heim	vs. UW-Platteville (1983)
226	Steve Heim	vs. Monmouth College (1984)
224	Greg Benesh	vs. UW-Oshkosh (1975)
217	Samuel Staehling	vs. Beloit College (2016)
201	Judd O'Connell	vs. Olivet Nazarene (2006)
190	Don Noskowiak	vs. UW-Stevens Point (1976)
189	Brandon Spaulding	vs. Ripon College (2000)
189	Mike Whitehouse	vs. Beloit College (1989)
185	Chris Walton	vs. Monmouth College (1996)
184	Samuel Staehling	vs. Beloit College (2017)
182	Brian Higgins	vs. Lawrence University (1985)
179	Jeremy Gezella	vs. Wartburg College (2009)
177	Samuel Staehling	vs. Knox College (2017)
176	Jeremy Gezella	vs. Lawrence University (2008)
171	Mike Whitehouse	vs. Lawrence University (1989)
168	Judd O'Connell	vs. Olivet Nazarene (2007)
168	T.J. George	vs. Lawrence University (2005)
168	Nick Llanas	vs. Grinnell College (2001)
167	Steve Heim	vs. Adrian College (1983)
166	Judd O'Connell	vs. Lawrence University (2007)
166	Mike Whitehouse	vs. Michigan Tech University (1989)
166	Mike Whitehouse	vs. Illinois Benedictine College (1988)
163	Todd Bierowski	vs. Lake Forest College (1993)
162	Greg Rotherham	vs. UW-Platteville (1977)
161	Steve Heim	vs. Michigan Tech University (1983)
160	Greg Rotherham	vs. North Dakota State (1976)
159	Steve Heim	vs. Ripon College (1984)
158	Seth Schussler	vs. St. John's University (2003)
157	Jeremy Gezella	vs. Lawrence University (2009)
157	Judd O'Connell	vs. Ripon College (2007)
154	Steve Heim	vs. University of Chicago (1984)
153	Mike Whitehouse	vs. Lake Forest College (1989)

Yards per Reception (32.0 or more, min. three receptions)

63.0	Brandon Spaulding	vs. Ripon College (2000)
61.3	Samuel Staehling	vs. Beloit College (2017)
54.3	Samuel Staehling	vs. Beloit College (2016)
46.3	Greg Rotherham	vs. Hillsdale College (1976)
44.3	Samuel Staehling	vs. Knox College (2017)
43.3	Brian Fliess	vs. Beloit College (2013)
42.6	Greg Rotherham	vs. Northern Michigan (1975)
42.0	Nick Llanas	vs. Grinnell College (2001)
38.7	Jason Augustynowicz	vs. Lawrence University (1999)
36.0	Mike Krueger	vs. Lawrence University (1999)
35.3	Samuel Staehling	vs. Grinnell College (2017)
35.0	Don Noskowiak	vs. Northern Michigan (1976)
34.0	Steve Heim	vs. UW-Platteville (1983)
32.6	Steve Heim	vs. University of Dubuque (1983)
32.4	Steve Heim	vs. Michigan Tech University (1983)
32.0	Greg Rotherham	vs. Northern Michigan (1976)

Receiving Touchdowns (3 or more)

5	Greg Benesh	vs. Monmouth College (1975)
4	Judd O'Connell	vs. Ripon College (2007)
4	Mike Whitehouse	vs. Lake Forest College (1988)
3	Samuel Staehling	vs. Beloit College (2017)
3	Samuel Staehling	vs. Knox College (2017)
3	Samuel Staehling	vs. Grinnell College (2017)
3	Samuel Staehling	vs. Beloit College (2016)
3	Logan Krueger	vs. Carroll University (2011)
3	Judd O'Connell	vs. Lawrence University (2007)
3	Kyle Thompson	vs. Grinnell College (2003)
3	Brandon Spaulding	vs. Ripon College (2000)
3	Mike Whitehouse	vs. Grinnell College (1987)
3	Keith Noskowiak	vs. Butler University (1978)
3	Greg Benesh	vs. UW-Oshkosh (1975)

Total Points (30 or more)

36	Aljay Wren	vs. Carroll College (2003)
31	Mike Whitehouse	vs. Lake Forest College (1988)
30	Alec Getschow	vs. Carroll College (2002)
30	Larry Krause	vs. UW-River Falls (1968)

DEFENSE

Tackles (20 or more)

28	Ben Merigold	vs. Lawrence University (1997)
28	Ray Dignan	vs. UW-Platteville (1976)
26	Ryan Grandlic	vs. Monmouth College (2016)
24	Donn Pierce	vs. UW-Whitewater (1974)
24	Donn Pierce	vs. Northern Michigan University (1973)
23	Jason Piurkowski	vs. Lake Forest College (1999)
23	Pat Kennedy	vs. Michigan Tech University (1990)
23	Donn Pierce	vs. Northwood Institute (1974)
22	Dan Alsteen	vs. Beloit College (1993)
22	Donn Pierce	vs. UW-Oshkosh (1973)
20	Josh Gehl	vs. Augustana College (1999)

Sacks (2.5 or more)

4	Chris Koonce	vs. Beloit College (2001)
4	Chad Blahnik	vs. Illinois College (2000)
3.5	Petr Bohacek	vs. Beloit College (2011)
3	Stuart Kwaterski	vs. Lawrence University (2014)
3	Peter Latham	vs. Grinnell College (2013)
3	Chad Blahnik	vs. Lawrence University (2000)
3	Tony Lagowski	vs. Beloit College (1996)
3	Dan Stratton	vs. Cornell College (1993)
3	Kevin Dugan	vs. Cornell College (1993)
3	Heath Seigl	vs. Grinnell College (1992)
2.5	Austin Prusha	vs. Carthage College (2014)
2.5	Petr Bohacek	vs. Lake Forest College (2012)
2.5	Mike Gradus	vs. Carroll University (2012)
2.5	Jay Arndt	vs. Lake Forest College (2007)
2.5	Adam Blackman	vs. Carroll College (1996)

Interceptions (3 or more)

5	Bill Van Lanen	vs. Loras College (1957)
3	Joe Peterson	vs. Monmouth College (2018)
3	Joe Haselwander	vs. University of Chicago (1987)
3	Tim Van Alstine	vs. Maranatha Baptist College (1978)
3	Tim Van Alstine	vs. Butler University (1978)

KICKING

Extra Points (8 or more)

13	Spenser Thompson-Meyers	vs. Grinnell College (2018)
10	Randy Hill	vs. Lawrence University (2012)
9	Spenser Thompson-Meyers	vs. Grinnell College (2017)
9	Roger Nault	vs. Lawrence University (2010)
9	Roger Nault	vs. Knox College (2008)
9	Bob Forstrom	vs. Grinnell College (2006)
8	Spenser Thompson-Meyers	vs. Illinois College (2016)
8	Spenser Thompson-Meyers	vs. Lawrence University (2016)
8	Spenser Thompson-Meyers	vs. Beloit College (2016)
8	Roger Nault	vs. Knox College (2009)
8	Addy Silverthorn	vs. Carroll College (2003)
8	Chris Griffin	vs. Illinois College (2002)
8	Chris Griffin	vs. Beloit College (2001)
8	Ken Marzec	vs. Illinois College (1996)

Field Goals (3 or more)

4	Chris Griffin	vs. Knox College (2002)
3	Spenser Thompson-Meyers	vs. Ripon College (2018)
3	Spenser Thompson-Meyers	vs. Monmouth College (2015)
3	Randy Hill	vs. Beloit College (2014)
3	Randy Hill	vs. Grinnell College (2013)
3	Karl Zacharias	vs. University of Chicago (1987)

Punts (10 or more)

13	Kevin Krueger	vs. John Carroll University (2013)
12	Joel Krawczyk	vs. UW-Stevens Point (2016)
12	Steve Wilmet	vs. Hillsdale College (1968)
11	Jeff Allen	vs. UW-Eau Claire (2018)
11	Steve Sturm	vs. Carroll College (1997)
11	Dave Lindsley	vs. UW-Oshkosh (1990)
11	Jim Delebreau	vs. UW-Stevens Point (1988)
10	Joel Krawczyk	vs. Benedictine Univ. (2017)
10	Kevin Krueger	vs. Carroll Univ. (2011)
10	Adam Gruett	vs. Univ. of St. Thomas (2011)
10	Bob Forstrom	vs. UW-Whitewater (2005)
10	Ken Marzec	vs. Ripon College (1995)
10	Joe Doucette	vs. UW-Oshkosh (1983)

continued: Punts (10 or more)

10	Joe Doucette	vs. University of Dubuque (1982)
10	Mark Schneider	vs. UW-Stevens Point (1982)
10	Joe Doucette	vs. Adrian College (1982)
10	Joe Doucette	vs. Ripon College (1982)
10	Jim Garvey	vs. Valparaiso University (1979)
10	Jim Garvey	vs. UW-Platteville (1979)
10	Jim Garvey	vs. University of Dayton (1979)
10	Mike Veselik	vs. St. Thomas (1974)
10	Tom Fritsch	vs. St. Thomas (1972)
10	Tom Fritsch	vs. UW-La Crosse (1971)

Punting Yardage (450 or more)

489	Kevin Krueger	vs. John Carroll University (2013)
467	Joel Krawczyk	vs. UW-Stevens Point (2016)
452	Bob Forstrom	vs. UW-Whitewater (2005)

Punting Average (45.0 or higher, min. three attempts)

51.0	Kevin Krueger	vs. Carroll Univ. (2014)
50.8	Adam Gruett	vs. Grinnell College (2010)
47.5	Bob Forstrom	vs. Grinnell College (2004)
47.4	Rob Berger	vs. Illinois College (2007)
47.0	Chad Blahnik	vs. Ripon College (2000)
46.7	Adam Gruett	vs. Knox College (2011)
45.8	Joe Doucette	vs. Adrian College (1983)
45.5	Karl Zacharias	vs. University of Chicago (1987)
45.4	Spenser Thompson-Meyers	vs. Carroll Univ. (2015)
45.2	Bob Forstrom	vs. UW-Whitewater (2005)
45.2	Karl Zacharias	vs. Michigan Tech University (1987)
45.0	Rob Berger	vs. Wartburg College (2008)

RETURNS

Punt Returns (7 or more)

8	Tim Kelly	vs. Knox College (1998)
7	Logan Krueger	vs. Illinois College (2009)
7	Mike Whitehouse	vs. Ripon College (1989)
7	Mike Whitehouse	vs. Monmouth College (1988)

Punt Return Yards (85 or more)

157	Mike Whitehouse	vs. Lake Forest College (1989)
110	Joe Macsiopinto	vs. Ripon College (2001)
108	A.J. Phillips	vs. Grinnell College (2005)
94	Joe Green	vs. Grinnell College (2011)

Punt Return Average

(20.0 or higher, min. three attempts)

27.5	Joe Macsiopinto	vs. Ripon College (2001)
26.1	Mike Whitehouse	vs. Lake Forest College (1989)
25.6	Joe Green	vs. Carroll University (2012)
20.0	Tony Mendina	vs. Grinnell College (2004)

Kickoff Returns (7 or more)

8	Joe Green	vs. Univ. of St. Thomas (2012)
8	Dan Sjoquist	vs. North Central College (2010)
7	Nate Ihlenfeldt	vs. UW-Whitewater (2018)
7	Tom Benkowski	vs. Carroll College (1993)
7	Mike Rydzon	vs. Hillsdale College (1976)

Kickoff Return Yards (150 or more)

191	Tom Benkowski	vs. Carroll College (1993)
158	Joe Green	vs. Univ. of St. Thomas (2012)

Kickoff Return Average

(30.0 or Higher, min. three attempts)

46.0	Dan Magno	vs. Hillsdale College (1979)
39.3	Ryan Glor	vs. UW-Oshkosh (1997)
34.6	Tom Benkowski	vs. Cornell College (1992)
33.0	Ryan Schneider	vs. Carroll College (2002)
32.7	A.J. Phillips	vs. Illinois College (2007)
30.1	A.J. Phillips	vs. Illinois College (2008)
30.1	A.J. Phillips	vs. Olivet Nazarene (2007)
30.0	Mike Whitehouse	vs. Knox College (1989)

Individual Season Records



Rob Berger

OFFENSE

Total Offense

2,892	Rob Berger (2010)
2,664	Cody Craig (2007)
2,638	Rob Berger (2009)
2,621	Tim Pierret (1999)
2,510	Drew Rhodes (2018)
2,447	Ryan Hartman (2004)
2,378	Ryan Hartman (2003)
2,376	Luke Ott (2001)
2,357	Cody Craig (2006)
2,256	J.T. Crosby (2016)

Rushing Attempts

251	Larry Krause (1969)
231	Pat Rusch (1994)
227	John Weninger (2010)
227	Jim Maier (1970)
222	Casey Meehan (2004)
222	Pat Rusch (1995)
219	Aljay Wren (2003)
217	Jason Augustynowicz (2001)
208	Matt O'Grady (2000)
198	Austin Williams (2012)
197	Jon Wadzinski (1992)

Rushing Yards

1,463	Matt O'Grady (2000)
1,325	Larry Krause (1969)
1,312	Jim Maier (1970)
1,306	Norm Jarock (1957)
1,305	Aljay Wren (2003)
1,286	Casey Meehan (2004)
1,275	Jason Augustynowicz (2001)
1,149	Pat Rusch (1994)
1,108	Casey Meehan (2005)
1,017	Pat Rusch (1995)

Yards per Rush

8.8	Norm Jarock (1957)
8.0	Norm Jarock (1956)
7.0	Jason Augustynowicz (2000)
6.7	Larry Schoenberger (1962)
6.5	Larry Schoenberger (1961)
6.5	Larry Schoenberger (1960)
6.3	Rob Berger (2010)
6.0	Rob Berger (2009)
6.0	Casey Meehan (2005)
6.0	Aljay Wren (2003)

Rushing Touchdowns

20	Casey Meehan (2004)
18	Matt O'Grady (2000)
17	Casey Meehan (2005)
17	Larry Krause (1968)
17	Norm Jarock (1957)
16	Elijah Fort (2015)
15	Tom Guetzloff (1989)
15	Jim Maier (1970)
14	Aljay Wren (2003)
14	Jason Augustynowicz (2001)
14	Mark Binder (1985)
12	A.J. Phillips (2008)
12	Alec Getschow (2006)

Passes Completed

203	Ryan Hartman (2003)
199	Cody Craig (2007)
178	Ryan Hartman (2002)
178	Kurt Rotherham (1986)
173	Ryan Hartman (2004)
170	Rob Berger (2009)
170	Luke Ott (2001)
162	Cody Craig (2006)
152	James Tringali (2012)
151	Drew Rhodes (2018)
151	Tim Pierret (1999)
151	Greg Vanderfin (1990)

Passes Attempted

338	Cody Craig (2007)
332	Ryan Hartman (2003)
310	Ryan Hartman (2004)
308	Kurt Rotherham (1986)
291	Ryan Hartman (2002)
291	Greg Vanderfin (1989)
290	Greg Cavanaugh (1978)
286	Cody Craig (2006)
283	Tim Pierret (1999)
278	James Tringali (2013)
278	James Tringali (2012)
277	Luke Ott (2000)

Completion Percentage

62.0	Rob Berger (2009)
62.0	Luke Ott (2001)
61.2	Ryan Hartman (2002)
61.1	Ryan Hartman (2003)
60.8	Jack Becker (2015)
60.5	Cody Craig (2005)
60.5	Bryan Stoppenbach (2008)
59.9	Drew Rhodes (2018)
58.9	Cody Craig (2007)
58.8	James Tringali (2014)

Passing Yards

2,755	Cody Craig (2007)
2,483	Ryan Hartman (2004)
2,413	Luke Ott (2001)
2,391	Ryan Hartman (2003)
2,379	Cody Craig (2006)
2,316	Tim Pierret (1999)
2,235	Luke Ott (2000)
2,195	Rob Berger (2010)
2,153	Ryan Hartman (2002)
2,036	Rob Berger (2009)

Passing Touchdowns

30	Cody Craig (2007)
26	Ryan Hartman (2003)
25	Rob Berger (2010)
25	Tim Pierret (1999)
24	Jack Becker (2017)
22	J.T. Crosby (2016)
22	Ryan Hartman (2004)
22	Ryan Hartman (2002)
20	Rob Berger (2009)
20	Cody Craig (2006)
20	Cody Craig (2005)
20	Luke Ott (2001)

Passes Intercepted

25	Greg Cavanaugh (1977)
22	Greg Cavanaugh (1978)
19	Pat Sullivan (1983)
18	Ron Newhouse (1958)
17	Ryan Hartman (2003)
17	Greg Cavanaugh (1979)
17	Remy Stephenson (1973)
15	Cody Craig (2006)
15	Dick McMillan (1954)
14	Rob Berger (2010)
14	Remy Stephenson (1974)

Receptions

73	Mike Whitehouse (1989)
65	Judd O'Connell (2007)
65	Mike Whitehouse (1988)
63	Joe Green (2011)
63	Jeremy Gezella (2009)
61	Greg Rotherham (1977)
56	Mike Whitehouse (1987)
52	Joe Green (2012)
52	T.J. George (2004)
52	Steve Heim (1983)
51	Todd Bierowski (1993)
49	Judd O'Connell (2006)
49	Steve Heim (1984)

Receiving Yards

1,216	Judd O'Connell (2007)
1,132	Mike Whitehouse (1989)
1,127	Steve Heim (1983)
1,028	Greg Rotherham (1977)
998	Jeremy Gezella (2009)
979	Steve Heim (1984)
972	Greg Benesh (1975)
942	Judd O'Connell (2006)
920	Mike Whitehouse (1988)
916	Samuel Staehling (2017)
911	Joe Green (2011)
902	Mike Whitehouse (1987))

Receiving Touchdowns

16	Samuel Staehling (2017)
13	Judd O'Connell (2007)
13	Greg Benesh (1975)
12	Mike Whitehouse (1989)
12	Mike Whitehouse (1987)
11	Joe Green (2011)
11	Mike Whitehouse (1988)
10	Jeremy Gezella (2009)
10	Judd O'Connell (2006)
10	Todd Bierowski (1993)
9	Samuel Staehling (2016)
9	Mike Krueger (1999)
8	Joe Green (2012)
8	Kyle Thompson (2003)
8	Steve Heim (1983)

Total Points

152	Casey Meehan (2004)
126	Jason Augustynowicz (2001)
113	Mike Whitehouse (1988)
108	Elijah Fort (2015)
108	Casey Meehan (2005)
108	Aljay Wren (2003)
108	Matt O'Grady (2000)
102	Larry Krause (1968)
102	Norm Jarock (1957)
96	Samuel Staehling (2017)
90	Tom Guetzloff (1989)
90	Jim Maier (1970)
88	Spenser Thompson-Meyers (2018)
84	A.J. Phillips (2008)
84	Mark Binder (1985)

DEFENSE

Tackles

170	Donn Pierce (1973)
162	Donn Pierce (1974)
125	Tim Verstegen (1971)
120	Dan Alsteen (1995)
120	Jim Garvey (1978)
118	Ray Dignan (1976)
117	Jack Arends (1986)
116	Jim Von Rueden (1977)
110	Jim Winckler (1987)
108	Jeremiah Janssen (2000)

Sacks

14	Chad Blahnik (2000)
11.5	Mike Ratajczyk (1991)
10	Jeremiah Janssen (1999)
8	Bob Latterman (2004)
8	Jeremiah Janssen (2001)
7.5	Matt Petersilka (2013)
7.5	Petr Bohacek (2012)
7	Matt Gurgone (2018)
7	Dan Stratton (1993)
7	Matt Lang (1986)
6.5	Jay Arndt (2007)
6.5	Tony Lagowski (1996)
6	Kordell Draves (2017)
6	Chris Koonce (2002)
6	Heath Siegel (1992)

Interceptions

9	Dan Magno (1981)
8	Joe Masciopinto (2003)
8	Joe Haselwander (1987)
8	Dan Magno (1982)
8	Tim Van Alstine (1978)
8	Chuck LaHam (1974)
8	Chuck LaHam (1971)
8	Bill Van Lanen (1957)
7	John Rappel (2007)
7	Marc Bilotti (1972)
6	Frank Laterza (2015)
6	Austin Arts (2012)
6	Greg Wall (1975)

Individual Season Records

SPECIAL TEAMS

Extra Points

56	Bob Forstrom (2006)
52	Spenser Thompson-Meyers (2016)
52	Pat Phillips (2007)
50	Roger Nault (2009)
50	Chris Griffin (2002)
49	Spenser Thompson-Meyers (2018)
49	Bob Forstrom (2004)
48	Roger Nault (2008)
46	Roger Nault (2010)
42	Chris Griffin (2001)
42	Chris Griffin (2000)
42	Nick Davis (1999)
40	Bob Forstrom (2005)

Field Goals

13	Spenser Thompson-Meyers (2018)
13	Spenser Thompson-Meyers (2017)
12	Bob Forstrom (2004)
10	Spenser Thompson-Meyers (2015)
10	Randy Hill (2014)
8	Randy Hill (2013)
8	Randy Hill (2012)
8	Chris Griffin (2002)
7	Mike Whitehouse (1988)
6	Bob Forstrom (2006)
6	Chris Griffin (2001)
6	Ken Marzec (1998)
5	Roger Nault (2009)
5	Chris Griffin (2000)
5	John Bastuga (1989)
5	Joe Siekierski (1984)

Punts

90	Jim Garvey (1979)
79	Joe Doucette (1982)
71	Dave Lindsley (1989)
68	Jim Garvey (1977)
68	Tom Fritsch (1971)
67	Kevin Krueger (2013)
64	Jim Delebreau (1988)
64	Greg Benesh (1975)
61	Jeff Allen (2018)
61	Steve Strum (1988)
59	Mike Veselik (1973)
57	Kevin Krueger (2012)
56	Dave Lindsley (1991)

Punting Yardage

3,001	Jim Garvey (1979)
2,609	Joe Doucette (1982)
2,464	Dave Lindsley (1989)
2,378	Tom Fritsch (1971)
2,341	Kevin Krueger (2013)
2,275	Jeff Allen (2018)
2,268	Steve Sturm (1998)
2,203	Mike Veselik (1973)
2,082	Kevin Krueger (2012)
2,067	Jim Delebreau (1988)
2,032	Kevin Krueger (2014)

Punting Average

40.6	Kevin Krueger (2014)
39.9	Rob Berger (2007)
39.7	Karl Zacharias (1986)
39.6	Bob Forstrom (2005)
39.1	Marcus Maguire (2015)
38.8	Greg Benesh (1975)
38.7	Karl Zacharias (1987)
38.2	Chad Blahnik (2000)
38.1	Peter Ware (2003)
38.0	Ken Marzec (1996)
37.9	Bob Forstrom (2004)

Punt Returns

31	Mike Whitehouse (1989)
30	Joe Masciopinto (2002)
29	Joe Masciopinto (2003)
27	Joe Masciopinto (2001)
27	Todd O'Brien (1991)
24	Matt Fargo (2013)
24	Tim Kelly (1998)
22	Eric Waitrovich (1999)
21	A.J. Phillips (2007)
21	A.J. Phillips (2006)
20	Drew Rhodes (2017)
20	Joe Masciopinto (2000)
20	Todd Benkowski (1993)

Punt Return Yardage

495	Mike Whitehouse (1989)
451	Joe Masciopinto (2002)
328	Joe Masciopinto (2001)
292	Joe Masciopinto (2003)
281	A.J. Phillips (2005)
261	A.J. Phillips (2007)
240	Drew Rhodes (2017)
239	Joe Green (2012)
235	Todd Benkowski (1993)
232	A.J. Phillips (2006)
207	Matt Fargo (2013)

Kickoff Returns

29	Pat Georgia (1977)
27	Todd Benkowski (1993)
26	Mike Rydzon (1976)
24	Ryan Schneider (2002)
22	Dan Sjoquist (2010)
22	A.J. Phillips (2006)
22	A.J. Phillips (2005)
22	Joe Masciopinto (2003)
21	A.J. Phillips (2008)
21	A.J. Phillips (2007)
21	Dale Estabrook (1978)
21	Bob Hilger (1975)
21	Tim Gillespie (1972)

Kickoff Return Yardage

709	Ryan Schneider (2002)
644	Todd Benkowski (1993)
535	A.J. Phillips (2005)
527	Pat Georgia (1977)
522	Joe Masciopinto (2003)
505	A.J. Phillips (2008)
503	Mike Rydzon (1976)
474	Tim Gillespie (1972)
472	A.J. Phillips (2007)
457	Ryan Glor (1997)
450	A.J. Phillips (2006)
441	Dan Sjoquist (2010)
448	Ryan Glor (1995)

Individual Career Records

Passing Attempts

954	Ryan Hartman (2001-2004)
949	Greg Cavanaugh (1977-1980)
881	Greg Vanderfin (1987-1990)
869	Cody Craig (2004-2007)
793	Kurt Rotherham (1983-1986)
784	James Tringali (2011-2014)
618	Rob Berger (2007-2010)
606	Luke Ott (1998-2001)

Passing Completions

565	Ryan Hartman (2001-2004)
507	Cody Craig (2004-2007)
476	Greg Cavanaugh (1977-1980)
438	Greg Vanderfin (1987-1990)
434	James Tringali (2011-2014)
428	Kurt Rotherham (1983-1986)
360	Rob Berger (2007-2010)
346	Luke Ott (1998-2001)

Passes Had Intercepted

78	Greg Cavanaugh (1977-1980)
38	Cody Craig (2004-2007)
36	Greg Vanderfin (1987-1990)
35	Ryan Hartman (2001-2004)
35	Remy Stephenson (1973-1975)
30	Chuck Hoch (1962-1964)

Touchdown Passes

71	Ryan Hartman (2001-2004)
70	Cody Craig (2004-2007)
50	Rob Berger (2007-2010)
41	Greg Vanderfin (1987-1990)
40	Luke Ott (1998-2001)
37	Jack Becker (2014-2017)
37	James Tringali (2011-2014)
34	Greg Cavanaugh (1977-1980)

Passing Yards

7,218	Ryan Hartman (2001-2004)
7,181	Cody Craig (2004-2007)
5,442	Greg Cavanaugh (1977-1980)
5,360	Greg Vanderfin (1987-1990)
5,205	Kurt Rotherham (1983-1986)
5,085	James Tringali (2011-2014)
4,948	Luke Ott (1998-2001)

Rushing Attempts

596	Pat Rusch (1993-1995)
577	Larry Krause (1966-1969)
562	Casey Meehan (2002-2005)
519	Brad Boockmeier (2012-2016)
517	Matt O'Grady (1997-2000)
503	Elijah Fort (2014-2017)
498	Jon Wadzinski (1990-1993)

Rushing Yards

3,240	Casey Meehan (2002-2005)
3,034	Larry Krause (1966-1969)
2,906	Matt O'Grady (1997-2000)
2,902	Jim Maier (1967-1970)
2,737	Pat Rusch (1992-1995)

Rushing Touchdowns

42	Casey Meehan (2002-2005)
39	Larry Krause (1966-1969)
33	Elijah Fort (2014-2017)
32	A.J. Phillips (2005-2008)
31	Jason Augustynowicz (1998-2001)
28	Mark Binder (1985-1987)
25	Pat Rusch (1993-1995)

Receptions

230	Mike Whitehouse (1986-1989)
169	Joe Green (2009-2012)
124	Greg Rotherham (1974-1977)
122	Todd Bierowski (1991-1994)
120	Steve Heim (1982-1984)
114	Judd O'Connell (2006-2007)
108	Jeremy Gezella (2005-2009)
106	T.J. George (2002-2005)

Receiving Yards

3,480	Mike Whitehouse (1986-1989)
2,531	Greg Rotherham (1974-1977)
2,503	Joe Green (2009-2012)
2,361	Steve Heim (1982-1984)
2,158	Judd O'Connell (2006-2007)
2,084	Samuel Staehling (2016-present)
1,811	Jeremy Gezella (2005-2009)
1,709	T.J. George (2002-2005)
1,690	Todd Bierowski (1991-1994)

Receiving Touchdowns

37	Mike Whitehouse (1986-1989)
31	Samuel Staehling (2016-present)
27	Joe Green (2009-2012)
23	Judd O'Connell (2006-2007)
17	Jeremy Gezella (2005-2009)
17	Steve Heim (1982-1984)
17	Todd Bierowski (1991-1994)
13	Greg Rotherham (1974-1977)
12	T.J. George (2002-2005)

Tackles (since 1990)

296	Jeremiah Janssen (1998-2001)
261	Matt Barrett (2015-2018)
261	Casey Rentmeester (2001-2004)
256	Dan Dohr (2004-2007)
246	Dan Alsteen (1993-1995)
234	Ryan Grandlic (2013-2016)
199	Jason Piurkowski (1996-1999)

Sacks

29	Jeremiah Janssen (1998-2001)
----	------------------------------

Field Goals

38	Spenser Thompson-Meyers (2015-2018)
26	Randy Hill (2012-2014)
23	Chris Griffin (2000-2003)
21	Bob Forstrom (2002-2006)

Extra Points

176	Spenser Thompson-Meyers (2015-2018)
160	Chris Griffin (2000-2003)
145	Bob Forstrom (2004-2006)
144	Roger Nault (2007-2010)

Punt Attempts

256	Jim Garvey (1977-1980)
205	Kevin Krueger (2011-2014)
197	Karl Zacharias (1984-1987)
176	Steve Sturm (1996-1999)

Punting Yards

8,592	Jim Garvey (1977-1980)
7,502	Karl Zacharias (1984-1987)
7,451	Kevin Krueger (2011-2014)
6,214	Steve Sturm (1996-1999)



The 2018 Green Knights celebrated after winning their 17th Midwest Conference Championship.

Team Records

Undefeated Regular Seasons: 1924 (5-0), 1946 (8-0), 1950 (7-0), 1952 (6-0), 1957 (8-0), 2000 (10-0), 2003 (10-0), 2006 (10-0), 2007 (10-0), 2015 (10-0)

Worst Season: 1977 (0-10)

Longest Winning Streak: 17 (last 7 in 2005, first 10 in 2006)

Longest Losing Streak: 13 (last 2 in 1976, 10 in 1977, 1 in 1978)

Most Points Scored, Season: 455, 11 games, 2004

Most Points Per Game, Season: 42.4, 10 games, 2002

Fewest Points Scored, Season: 84, 9 games, 1961

Most Points Scored, Game: 91 (9/22/18 vs. Grinnell)

Most Points Allowed, Game: 65 (9/18/76 vs. Northern Michigan)

Most Points Both Teams, Game: 103 (9/25/10 vs. Lawrence)

Fewest Points Allowed, Season: 20 (6 games, 1952); 32 (8 games, 1941); 84 (9 games, 1961)

Total Offense, Game: 732 (10/27/01 vs. Lake Forest)

Most Team Takeaways, Season: 42 (1974, 23 interceptions, 19 fumbles)

Most Kicks Blocked, Season: 8 (1993, five punts, 3 PATs)

Game Records

Points Scored: 36, Aljay Wren, 10/18/03 vs. Carroll

Yards Rushing: 282, Matt O'Grady, 10/14/00 vs. Monmouth

Yards Passing: 421, Luke Ott, 10/27/01 vs. Lake Forest

Yards Receiving: 284, Greg Benesh, 10/25/75 vs. Monmouth

Total Offense: 443, Rob Berger, 9/5/09 vs. Wartburg

Pass Receptions: 12, Jeremy Gezella, 9/5/09 vs. Wartburg; Brian Higgins, 10/12/85 vs. Lawrence; Mike Whitehouse, 9/17/88 vs. Benedictine; Mike Whitehouse, 9/9/89 vs. UW-Stevens Point; Todd Bierowski, 9/10/94 vs. UW-Oshkosh

Pass Interceptions: 5, Bill Van Lanen, 10/6/57 vs. Loras

Longest Field Goal: 55, Spenser Thompson-Meyers, 9/23/17 at Grinnell

Longest Pass: 98 yards, Dan Novotny to John Kulas, 10/8/88 vs. Lake Forest

Longest Punt Return: 91 yards, Art Fisher, 9/15/62 vs. UW-La Crosse

Kicks Blocked: 3, Jerry Noskowiak, 9/12/92 vs. UW-Oshkosh; Jerry Noskowiak, 11/7/92 vs. Carroll



Samuel Staehling set a St. Norbert record with 16 touchdown receptions in 2017.

Season Records

Points Scored: 152, Casey Meehan, 2004

Touchdowns: 25, Casey Meehan, 2004

Yards Rushing: 1,463, Matt O'Grady, 2000

Yards Passing: 2,755, Cody Craig, 2007

Total Offense: 2,664, Cody Craig, 2007

Total Plays: 449, Drew Rhodes, 2018

Touchdown Passes: 30, Cody Craig, 2007

Passes Had Intercepted: 25, Greg Cavanaugh, 1977

Pass Completion Percentage: 62.0 (170-274), Luke Ott, 2001

Pass Receiving Yards: 1,216, Judd O'Connell, 2007

Pass Receptions: 73, Mike Whitehouse, 1989

Touchdown Pass Receptions: 16, Samuel Staehling, 2017

Pass Interceptions: 9, Dan Magno, 1981

Tackles: 170, Donn Pierce, 1973

Fumbles Recovered: 7, Rick Kekula, 1976

Kicks Blocked: 6, Jerry Noskowiak, 1992

Football All-Americans

Year	Name	Position	Awarding Body	Team
1951	Pat Smithwick	End	Associated Press	Honorable Mention
1953	Jerry Dufek	Tackle	Associated Press	Honorable Mention
1955	Bob Hoerning	Halfback	Associated Press	Honorable Mention
1957	Norm Jarock	Halfback	Associated Press	First Team
			NAIA	First Team
1957	Jerry Johnson	Tackle	NAIA	Second Team
			Associated Press	Honorable Mention
1958	Ron Newhouse	Quarterback	Associated Press	Honorable Mention
1961	Gerry Moseler	Linebacker	Associated Press	Honorable Mention
1962	Larry Schoenberger	Fullback	Associated Press	Honorable Mention
1964	Dave Jauquet	Defensive End	Associated Press	First Team
1966	John Brohier	Off. Tackle	NAIA	Honorable Mention
1966	Tim Houlton	Def. Tackle	Associated Press	Honorable Mention
		Def. Tackle	NAIA	Honorable Mention
1966	Steve Wilmet	Quarterback	NAIA	Honorable Mention
1969	Larry Krause	Halfback	NAIA	First Team
1970	Jim Maier	Fullback	NAIA	Honorable Mention
1971	Ted Fritsch Jr.	Center	Associated Press	Honorable Mention
1973	Donn Pierce	Linebacker	Associated Press	Honorable Mention
1974	Donn Pierce	Linebacker	NAIA	Second Team
			Associated Press	Honorable Mention
1975	Greg Benesh	End	Associated Press	Honorable Mention
1975	Remy Stephenson	Quarterback	Associated Press	Honorable Mention
1977	Greg Rotherham	End	Associated Press	Honorable Mention
1978	Jim Garvey	Linebacker	Associated Press	Honorable Mention
1978	Don Noskowiak	End	Associated Press	Honorable Mention
1980	Joe Hoerning	Running Back	NAIA	First Team
			Associated Press	Honorable Mention
1982	Dan Magno	Defensive Back	SIDs	Second Team
1984	Steve Heim	End	Associated Press	Honorable Mention
1988	Mike Whitehouse	End	Football Gazette	First Team
			Associated Press	Honorable Mention
1999	Jeremiah Janssen	Linebacker	D3Football.com	Third Team
2000	Jeremiah Janssen	Linebacker	AFC	First Team
			Hewlett-Packard	First Team
			D3Football.com	First Team
			Football Gazette	First Team
			Associated Press	Second Team
2000	Matt O'Grady	Halfback	Hewlett-Packard	Third Team
			Football Gazette	Third Team
2000	Kevin O'Malley	Off. Tackle	Football Gazette	Second Team
			Hewlett-Packard	Third Team
2001	Jeremiah Janssen	Linebacker	Associated Press	First Team
			AFC	First Team
			Hewlett-Packard	First Team
			Football Gazette	First Team
			D3Football.com	First Team
2001	Jason Augustynowicz	Halfback	Hewlett-Packard	Third Team
			Football Gazette	Honorable Mention
2002	Kevin O'Malley	Off. Tackle	AFC	First Team
			Football Gazette	First Team
			Hewlett-Packard	Second Team
2002	Joe Masciopinto	Kick Returner	Hewlett-Packard	Third Team
2003	Joe Masciopinto	Defensive Back	AFC	First Team
			College SIDs	First Team
			D3Football.com	First Team
			Football Gazette	Second Team
2003	Seth Schussler	Tight End	College SIDs	First Team
			Football Gazette	Second Team
			D3Football.com	Honorable Mention
2003	Sean Rierdon	Off. Tackle	College SIDs	Third Team
2004	Sean Rierdon	Off. Tackle	Football Gazette	Second Team
2004	Casey Meehan	Running Back	Football Gazette	Third Team
2005	Casey Meehan	Running Back	Football Gazette	Honorable Mention
2006	Bob Forstrom	Placekicker	AFC	First Team
2007	Jay Arndt	Defensive End	D3football.com	Third Team
2013	Dan Egan	Special Teams	D3football.com	Third Team
2015	Frank Laterza	Defensive Back	AFC	First Team
			Associated Press	Third Team
2016	Ryan Grandlic	Defensive Back	D3football.com	Honorable Mention
2017	Spenser Thompson-Meyers	Kicker	AFC	First Team
2018	Spenser Thompson-Meyers	Kicker	AFC	First Team
			D3football.com	Second Team
2018	Matt Gurgone	Linebacker	D3football.com	Second Team
2018	Kyle Rademaker	Off. Tackle	AFC	Second Team
			D3football.com	Honorable Mention

Note: The Associated Press team is the AP Little All-America squad.

Team Captains

1947 - Rube Prunaske	1986 - Tony Teske, Tom Larsen	2004 - Ryan Hartman, Bob Latterman,
1948 - John Cahill		Casey
1949 - John Cahill	1987 - Tom Schroeder, Matt Lang, Trevor	Rentmeester, Sean Rierdon
1950 - Bob Blohowiak	Vanniewenhoven	
1951 - Pat Smithwick		2005 - T.J. George, Casey Meehan, Dustin Willette
1952 - Jerry Wilson, Tony Papara	1988 - John Whitehouse, Pat O'Neill	
1953 - Jerry Dufek	1989 - Stu Schneider, Matt	2006 - Bob Forstrom, Kyle Friedrichs, Donald Norwick, Brendan O'Malley
1954 - Clint Peters	VanderWoude, Mike Whitehouse, Kurt Zacharias	
1955 - Larry Van Alstine, Bob Hoerning		2007 - Jay Arndt, Nick Breisch, Shawn Nett, Cody Craig
1956 - Jerry Johnson, Bob Pozza	1990 - Mike Bonk, Greg Vanderfin, Andy Bloechl, Dave Fitzpatrick	
1957 - Jerry Johnson, Norm Jarock		2008 - A.J. Phillips, Alex Noskowiak, Scott Wuensch, John Rappel
1958 - Bob Barron, Al Gilson	1991 - Pat Brown, Tom Dorgan, Robb Koseor, Bob Smits	
1959 - Ron Newhouse, Jim Coenen		2009 - Ryan Kaminski, Jeremy Gezella, Todd Sheedy, Ben Hackbart
1960 - Fran Junio, Herm Buechel	1992 - Jerry Noskowiak, Chris Giese, Rick Kinnard, Steve Cooney	
1961 - Dave Stolp		2010 - Rob Berger, Kyle Ripley, Drew Anderson, John Weninger
1962 - Larry Schoenberger	1993 - Todd Bierowski, Tom Benkowski, Kevin Dugan, Brian Bunkelman	
1963 - Steve Mayheu		2011 - Mike Fabrizio, Logan Krueger, Dan Sjoquist
1964 - Chuck Hoch	1994 - Paul Abts, Todd Bierowski, Mike Doyle, Joe Novotny, Steve Stratton, Jon Wadzinski	
1965 - Dave Jauquet		2012 - Adam Nitsche, Joe Green, Josh Vanden Heuvel
1966 - John Brohier		2013 - Brian Fliess, Anthony Parker, Brian Feltz
1967 - Dave Neal, John Trinitapoli	1995 - Steve Neville, Jim Madden	
1968 - Tom Schoen	1996 - Matt Bumgardner, Dan Alsteen, Bruce Breecher, Brian Danaher,	2014 - Matt Daniels, Mark Villers, Joe Lorenz, Zach Klarkowski
1969 - Dick Hilger	1997 - Brian Danaher	
1970 - Steve Nickols	1998 - Tim Pierret, Steve Sturm, Dave Vandenboom	2015 - Frank Laterza, Brad Wire, Jacob Bunk, Jerry Blake
1971 - Ted Fritsch Jr., Mike Teff	1999 - Tim Pierret, Jason Piurkowski	
1972 - Tom Deters, Carl Haese	2000 - Matt Hanson, Jeremiah Janssen, Matt O'Grady	2016 - Brad Boockmeier, Evan Broyles, J.T. Crosby, Alec Swanson
1973 - Steve Brettingen	2001 - Jeremiah Janssen, Luke Ott, Dennis O'Connell, Mark Schmitz	2017 - Jack Becker, Elijah Fort, Ben Kornowski, Stuart Kwaterski
1974 - Donn Pierce		2018 - Matt Barrett, Ben Kornowski, Hunter Prokash, Kyle Rademaker, Will Utesch
1975 - Greg Wall	2002 - Dave Archibald, James Gallagher, Jeremy Jackson, Kevin O'Malley	
1976 - Jack McDonald		
1977 - Greg Rotherham	2003 - Chris Koonce, Joe Masciopinto, Nik Osol	
1978 - Rick Kekula, Tom Seittel		
1979 - Steve Mocarski		
1980 - Jim Garvey		
1981 - Tim Van Aistine, Barry Truskowski, Mike Cieslieski		
1982 - Jeff Harrill		
1983 - Dennis Lueck, Jerry Lang		
1984 - Steve Heim, Terry McBride		
1985 - Jim Kerr, Tony Teske, Joe Blatz		

All-Time Individual Superlatives

EDITOR'S NOTE: This listing of St. Norbert College Football Game Superlatives has been compiled by Sports Information Director Dan Lukes from available files and newspaper microfilm from the 1946 season on. Should anyone have any additions to the list at any time from 1946 to the present, please contact the St. Norbert College Sports Information Office.

Rushing (100 yards or more)

Yards-Car.-TD	Name	Opponent	Date	Yards-Car.-TD	Name	Opponent	Date	Yards-Car.-TD	Name	Opponent	Date
282-27-1	Matt O'Grady	Monmouth College	10/14/00	140-20-1	Elijah Fort	Macalester College	11/12/16	115-30-1	Pat Rusch	Knox College	9/30/95
268-21-4	Norm Jarock	UW-La Crosse	11/9/57	140-18-1	Larry Schoenberger	Luther College	10/28/61	114-17-1	Brad Boockmeier	Ripon College	10/17/15
254-22-3	Casey Meehan	Grinnell College	10/30/04	140-u/a-1	Bill Van Lanen	St. Ambrose Univ.	10/12/57	114-26-1	Joe Brogni	Grinnell College	9/8/07
247-36-1	Jim Maier	UW-Milwaukee	10/31/70	138-28-2	Jadon Sackman	Lawrence Univ.	10/21/17	114-14-2	Larry Krause	UW-La Crosse	10/5/68
240-36-4	Pat Rusch	Lawrence Univ.	10/15/94	138-7-1	Rob Berger	Grinnell College	9/13/08	114-17-0	Bill Van Lanen	UW-Whitewater	10/26/57
236-29-3	Aljay Wren	Ripon College	10/25/03	138-21-2	Steve Stratton	Lake Forest College	10/8/94	113-12-0	Drew Rhodes	Beloit College	11/3/18
234-28-2	Jason Augustynowicz	Knox College	10/6/01	138-22-2	Tom Guetzloff	Michigan Tech Univ.	11/4/89	113-16-3	Casey Meehan	Grinnell College	10/29/05
227-u/a-4	Jim Maier	Univ. of Dubuque	11/7/70	138-u/a-3	Bill Van Lanen	Carroll College	9/21/57	112-19-0	Craig Fagan	Carroll Univ.	10/15/11
223-34-3	Adam Lewis	Grinnell College	11/2/02	137-18-1	Larry Krause	UW-Stevens Point	9/21/68	112-26-0	John Weninger	Beloit College	9/11/10
217-26-2	Matt O'Grady	Lake Forest College	10/28/00	136-9-1	Brandon Carter	Lawrence Univ.	10/31/15	112-19-3	Aljay Wren	Carroll College	10/18/03
208-34-1	Jason Augustynowicz	Ripon College	9/29/01	136-12-1	Austin Williams	Beloit College	10/27/12	112-29-4	Aljay Wren	Ripon College	10/26/02
201-u/a-2	Norm Jarock	Carroll College	9/21/57	136-24-3	Tim Pierret	Lawrence Univ.	9/22/98	112-18-5	Alec Getschow	Carroll College	10/19/02
200-31-2	Tom Guetzloff	Knox College	10/1/88	136-47-0	Jon Wadzinski	Beloit College	10/30/93	112-15-0	Dan Luedtke	Carroll College	11/2/96
200-33-4	Jim Maier	UW-La Crosse	10/10/70	135-15-0	Brian Danaher	Lake Forest College	10/5/96	112-26-1	Pat Rusch	Carroll College	11/5/94
196-30-1	Larry Krause	St. Cloud State Univ.	9/20/69	133-22-1	Craig Fagan	Ripon College	10/29/11	112-24-1	Jon Wadzinski	Lawrence Univ.	10/17/92
195-18-5	Larry Krause	UW-River Falls	9/28/68	133-15-2	Austin Williams	Lawrence Univ.	9/24/11	112-18-1	Chris Harris	Illinois College	9/29/90
193-20-2	Matt O'Grady	Grinnell College	10/21/00	133-24-3	A.J. Phillips	Illinois College	11/8/08	112-14-2	Dave Mahlik	Lakeland College	10/7/61
189-33-0	Pat Rusch	Knox College	10/1/94	133-24-1	Tim Pierret	Beloit College	10/25/97	112-12-1	Fran Junio	Loras College	10/4/58
188-29-0	Jon Wadzinski	Lawrence Univ.	10/12/91	133-25-3	Jon Wadzinski	Grinnell College	10/2/93	111-21-0	J.T. Crosby	Ripon College	10/18/14
185-22-3	Casey Meehan	Illinois College	10/1/05	132-30-2	John Weninger	Grinnell College	9/12/09	111-29-2	Brad Boockmeier	Carroll Univ.	9/28/13
182-21-1	Norm Jarock	MSU-Mankato	10/28/57	132-20-0	Dante Sims	Ripon College	10/25/08	111-26-2	Jason Augustynowicz	Lake Forest College	10/27/01
182-17-3	Norm Jarock	Michigan Tech Univ.	11/2/57	132-14-2	Aljay Wren	Grinnell College	11/1/03	111-22-1	Dave Fitzpatrick	Beloit College	10/28/89
181-22-4	Casey Meehan	Ripon College	10/22/05	132-u/a-2	Mike Ryan	Western Illinois Univ.	10/10/64	111-9-1	Mike Ryan	Ferris State Univ.	10/2/65
181-18-3	Jason Augustynowicz	Lawrence Univ.	9/22/01	131-17-1	Craig Fagan	Grinnell College	10/22/11	111-u/a-1	Jule Mellen	Ferris State Univ.	10/3/64
180-33-0	Brian Morgan	Illinois College	9/28/85	131-25-0	Jim Maier	UW-Oshkosh	10/24/70	111-u/a-3	Jule Mellen	Hillsdale College	9/28/63
178-31-0	Pat Rusch	Concordia Univ.	9/16/95	131-31-2	Jim Maier	Hillsdale College	11/6/70	110-21-1	Bill Mommaerts	Univ. of St. Thomas	9/18/71
178-16-2	Norm Jarock	UW-Platteville	11/3/56	130-23-2	Drew Rhodes	Trine Univ.	11/17/18	109-20-2	Nate Nelson	Grinnell College	9/23/17
177-20-0	Jim Maier	UW-River Falls	9/28/68	130-16-3	J.T. Crosby	Knox College	9/17/16	109-25-1	Matt O'Grady	Lake Forest College	10/31/98
176-21-3	Elijah Fort	Knox College	9/30/17	130-23-0	Elijah Fort	Benedictine Univ.	9/10/16	108-13-1	Elijah Fort	Lake Forest College	10/1/16
176-22-4	Larry Krause	St. Cloud State Univ.	11/9/68	130-5-2	Jack Becker	Lawrence Univ.	10/31/15	108-10-2	Curtis Arndt	Lawrence Univ.	10/31/15
175-22-3	Aljay Wren	Beloit College	9/13/03	130-25-2	Casey Meehan	Lawrence Univ.	10/9/04	108-6-2	Aljay Wren	Monmouth College	9/20/03
175-16-1	Norm Jarock	UW-La Crosse	11/10/56	130-15-1	Casey Meehan	Illinois College	10/2/04	108-21-0	Jim Maier	UW-Milwaukee	10/26/68
172-18-3	Austin Williams	Lawrence Univ.	10/13/12	130-35-3	Dave Fitzpatrick	Lawrence Univ.	10/13/90	107-34-2	Elijah Fort	UW-Stevens Point	9/2/17
170-11-3	Joe Hoerning	Maranatha Baptist	9/16/78	130-22-1	Larry Krause	UW-Milwaukee	11/5/66	107-14-2	Casey Meehan	Illinois College	10/4/03
169-23-1	Steve Stratton	Beloit College	10/29/94	130-16-0	Larry Schoenberger	Michigan Tech Univ.	11/12/60	107-28-0	Aljay Wren	Univ. of St. Thomas	9/6/03
168-21-2	Brandon Carter	Beloit College	11/2/13	129-17-2	Alec Getschow	Illinois College	10/5/02	107-16-1	Pat Rusch	UW-Oshkosh	9/10/94
168-28-0	Brad Boockmeier	Monmouth College	10/5/13	129-15-1	Mike Krueger	Grinnell College	10/24/98	106-13-3	Tim Pierret	Monmouth College	10/17/98
168-34-3	Pat Rusch	Beloit College	10/29/94	129-22-1	Pat Rusch	Lake Forest College	10/8/94	106-26-1	Pat Rusch	UW-Oshkosh	9/9/95
167-16-3	Brad Boockmeier	Knox College	9/14/13	129-14-0	Don Birmingham	Ripon College	10/25/86	106-20-1	Rick Hearden	Ripon College	10/20/84
166-u/a-0	Dick Van Egeren	UW-Whitewater	10/27/56	129-25-2	Larry Krause	Univ. of Louisiana-Lafayette	11/8/69	106-13-1	Bill Mommaerts	UW-Milwaukee	10/30/71
165-38-0	Aljay Wren	Lake Forest College	11/8/03	127-26-1	Brad Boockmeier	North Park Univ.	9/12/15	106-4-1	Larry Schoenberger	Graceland College	10/8/60
165-18-	Tom Vanden Bush	Ferris State Univ.	9/24/66	127-21-1	Brad Boockmeier	Grinnell College	11/9/13	105-18-3	Elijah Fort	Macalester College	11/7/15
165-15-	Larry Schoenberger	Morningside College	10/27/62	127-22-3	Casey Meehan	Beloit College	9/11/04	105-16-1	John Weninger	Knox College	9/18/10
165-u/a-1	Norm Jarock	St. Ambrose Univ.	10/12/57	127-15-1	Jon Wadzinski	Grinnell College	10/3/92	105-22-2	Jim Maier	UW-Stevens Point	9/26/70
164-12-2	Norm Jarock	Michigan Tech Univ.	9/29/56	127-21-2	Joe Hoerning	UW-Stout	10/25/80	105-u/a-1	Norm Jarock	Loras College	11/6/57
163-17-3	Matt O'Grady	Beloit College	11/4/00	126-31-2	John Weninger	Monmouth College	10/2/10	104-17-1	Jadon Sackman	Beloit College	11/4/17
162-23-2	Matt O'Grady	Carroll College	9/19/98	126-16-2	Rob Berger	Wartburg College	9/5/09	104-15-3	Zach Klarkowski	Illinois College	10/8/11
161-30-2	Matt O'Grady	Illinois College	11/11/00	126-26-2	Jason Augustynowicz	Illinois College	11/10/01	104-17-0	Dante Sims	Lawrence Univ.	9/20/08
159-25-0	Jon Wadzinski	Beloit College	10/26/91	126-23-2	Jason Augustynowicz	Beloit College	11/3/01	104-23-1	Casey Meehan	Monmouth College	9/17/05
158-26-2	Joe Hoerning	UW-Platteville	11/1/80	125-27-1	Larry Krause	UW-La Crosse	10/4/69	104-14-3	Jason Augustynowicz	Carroll College	9/18/99
157-30-1	A.J. Phillips	Illinois College	11/3/07	124-22-1	Jason Augustynowicz	Monmouth College	10/13/01	104-11-2	Kory Coonen	Grinnell College	10/3/92
157-20-1	Mike Rydzon	Monmouth College	10/25/75	124-13-0	Jason Augustynowicz	Beloit College	11/6/99	103-21-0	Brad Boockmeier	Macalester College	11/7/15
157-26-1	Larry Krause	Univ. of St. Thomas	9/13/69	124-14-0	Matt O'Grady	Beloit College	11/6/99	103-32-0	Craig Fagan	Monmouth College	10/1/11
156-20-3	Casey Meehan	Lake Forest College	11/5/05	124-21-2	Dick Hilger	UW-Oshkosh	10/22/66	103-14-1	Tim Pierret	Grinnell College	10/23/99
156-17-1	Casey Meehan	Knox College	9/27/03	124-u/a-2	Ron Newhouse	MSU-Mankato	11/1/58	103-16-0	Pat Rusch	Lawrence Univ.	10/16/93
156-24-2	Norm Jarock	UW-Whitewater	10/26/57	123-5-4	Rob Berger	Knox College	10/4/08	103-20-0	Jon Wadzinski	Lake Forest College	10/10/92
154-37-0	Jon Wadzinski	Beloit College	10/31/92	123-23-3	Casey Meehan	Lake Forest College	11/6/04	103-21-0	Mike Cornelius	UW-Stevens Point	9/25/71
154-31-3	Tom Guetzloff	Ripon College	10/21/89	123-29-2	Pat Rusch	Lawrence Univ.	11/4/95	103-22-0	Mike Cornelius	UW-Stevens Point	9/26/70
153-19-1	Elijah Fort	Grinnell College	9/23/17	123-18-2	Joe Hoerning	UW-Stevens Point	9/20/80	103-u/a-1	Jule Mellen	UW-Whitewater	10/24/64
152-35-1	Jon Wadzinski	Ripon College	10/24/92	122-16-0	Jack Becker	Lawrence Univ.	10/21/17	102-18-0	Drew Rhodes	Lawrence Univ.	10/20/18
152-20-3	Larry Schoenberger	UW-Whitewater	11/10/62	122-13-3	Matt O'Grady	Ripon College	9/30/00	102-19-1	Casey Meehan	Lawrence Univ.	10/8/05
151-19-1	Adam Gruett	Beloit College	9/10/11	122-21-1	Larry Schoenberger	UW-La Crosse	9/16/61	102-15-2	Alec Getschow	Grinnell College	10/20/01
151-20-2	Jule Mellen	UW-La Crosse	9/14/64	120-11-2	Rob Berger	Beloit College	10/31/09	102-20-0	Matt O'Grady	Illinois College	11/14/98
149-25-1	John Weninger	Lake Forest College	11/6/10	120-30-0	Chris Harris	Lawrence Univ.	10/13/90	102-18-0	Pat Rusch	Concordia Univ.	9/18/93
149-24-0	Pat Rusch	Lake Forest College	10/7/95	120-22-1	Tom Guetzloff	Beloit College	10/28/89	102-24-2	Dave Fitzpatrick	Ripon College	10/20/90
148-18-2	Casey Meehan	Monmouth College	9/18/04	119-25-1	John Weninger	Illinois College	10/9/10	102-21-2	Greg Moroder	Monmouth College	9/11/82
147-17-2	Mike Ryan	UW-La Crosse	9/14/63	119-16-0	Jason Augustynowicz	Grinnell College	10/20/01	102-16-1	Mike Cornelius	St. Cloud State Univ.	11/3/71
147-u/a-1	Norm Jarock	Lewis Univ.	10/20/56	118-22-1	Elijah Fort	Knox College	9/17/16	102-20-0	Jim Maier	UW-Milwaukee	11/4/67
148-23-3	Larry Krause	UW-River Falls	9/27/69	118-23-2	Alec Getschow	Knox College	9/28/02	101-15-1	Brad Boockmeier	Grinnell College	11/3/12
146-28-2	Larry Krause	Northern Michigan Univ.	10/25/69	117-18-2	Zach Broberg	Cornell College	11/15/14	101-24-0	Austin Williams	Knox College	9/8/12
146-20-1	Jim Maier	St. Cloud State Univ.	11/9/68	117-23-0	Casey Meehan	Monmouth College	9/20/03	101-17-1	Dante Sims	Monmouth College	10/11/08
146-25-0	Jule Mellen	Northern Michigan Univ.	10/17/64	117-14-0	Mark Strasser	Knox College	9/30/95	101-20-1	Pat Rusch	Beloit College	10/28/95
143-27-1	Matt O'Grady	Lawrence Univ.	9/22/98	116-8-1	Rob Berger	Grinnell College	10/23/10	101-11-0	Greg Moroder	Univ. of Dubuque	9/18/82
142-26-0	Aljay Wren	Lawrence Univ.	10/11/03	116-23-1	Alec Getschow	Beloit College	9/14/02	101-17-2	Larry Krause	Univ. of St. Thomas	9/14/68
141-29-2	Casey Meehan	Carroll College	10/16/04	116-26-0	Pat Rusch	Ripon College	10/21/95	100-18-2	A.J. Phillips	Carroll College	10/14/06
141-23-2	Jon Wadzinski	Illinois College	9/28/91	116-16-2	Jim Maier	Univ. of St. Thomas	9/14/68	100-11-2	Dan Luedtke	Lawrence Univ.	10/11/97
								100-17-1	Brian Danaher	Monmouth College	9/20/97

All-Time Individual Superlatives

Passing (300 yards or more)

Yards-C-A-TD	Name	Opponent	Date
421-25-32-3	Luke Ott	Lake Forest College	10/27/01
367-16-28-5	Remy Stephenson	Monmouth College	10/25/75
366-15-23-3	Kurt Rotherham	Monmouth College	9/22/84
361-22-53-1	Dan Luedtke	Monmouth College	9/21/96
349-24-40-2	Cody Craig	Monmouth College	10/6/07
349-16-29-3	Pat Sullivan	UW-Platteville	11/5/83
344-22-40-1	Doug Waitrovich	Hillsdale College	10/2/71
343-23-40-2	Pat Sullivan	Univ. of Dubuque	9/17/83
340-27-37-1	Luke Ott	Hamline Univ.	9/8/01
337-22-28-1	Luke Ott	Hamline Univ.	9/9/00
333-14-21-3	Dan Luedtke	Monmouth College	9/20/97
333-32-44-2	Kurt Rotherham	Michigan Tech Univ.	9/13/86
332-22-39-2	Luke Ott	Illinois College	11/10/01
329-22-34-1	Kevin Hansen	Grinnell College	10/22/11
329-16-25-3	Rob Berger	Lawrence Univ.	9/19/09
328-21-33-5	Jack Becker	Macalester College	10/28/17
327-16-26-3	Tim Pierret	Lawrence Univ.	9/25/99
317-6-9-4	J.T. Crosby	Beloit College	10/8/16
317-28-37-4	Rob Berger	Wartburg College	9/5/09
313-26-50-1	Kurt Rotherham	Cornell College	9/27/86
311-24-44-2	Mike Fabrizio	Illinois College	10/8/11
310-17-29-1	James Tringali	Monmouth College	10/5/13
309-19-27-4	Cody Craig	Ripon College	10/20/07
308-20-37-3	Cody Craig	Olivet Nazarene Univ.	9/1/07
308-18-29-1	Cody Craig	Olivet Nazarene Univ.	9/2/06
308-18-22-3	Cody Craig	Lawrence Univ.	10/8/05
308-17-22-3	Remy Stephenson	UW-Oshkosh	10/18/75

Receptions (10 or more)

Rec-Yds.-TD	Name	Opponent	Date
12-179-2	Jeremy Gezella	Wartburg College	9/5/09
12-124-1	Todd Bierowski	UW-Oshkosh	9/11/93
12-146-1	Mike Whitehouse	UW-Stevens Point	9/9/89
12-166-2	Mike Whitehouse	Benedictine Univ.	9/17/88
12-182-1	Brian Higgins	Lawrence Univ.	10/12/85
11-166-2	Mike Whitehouse	Michigan Tech Univ.	11/4/89
11-71-0	Ty Vannieuwenhoven	Lake Forest College	10/6/84
10-138-0	Joe Green	Grinnell College	10/22/11
10-201-1	Judd O'Connell	Olivet Nazarene Univ.	9/2/06
10-108-1	Jason Augustynowicz	Hamline Univ.	9/8/01
10-102-0	Todd Bierowski	Coe College	9/24/94
10-189-2	Mike Whitehouse	Beloit College	10/28/89
10-83-1	Mike Whitehouse	Lake Forest College	10/13/87
10-86-0	Greg Eiting	Adrian College	10/2/82

Receiving Yards (100 yards or more)

Yards-Rec.-TD	Name	Opponent	Date
284-9-5	Greg Benesh	Monmouth College	10/25/75
241-7-2	Steve Heim	UW-Platteville	11/5/83
226-7-1	Steve Heim	Monmouth College	9/22/84
224-8-3	Greg Benesh	UW-Oshkosh	10/18/75
217-4-3	Samuel Staehling	Beloit College	10/8/16
201-10-1	Judd O'Connell	Olivet Nazarene Univ.	9/2/06
190-7-1	Don Noskowiak	UW-Stevens Point	9/25/76
189-3-3	Brandon Spaulding	Ripon College	9/30/00
189-10-2	Mike Whitehouse	Beloit College	10/28/89
185-8-1	Chris Walton	Monmouth College	9/21/96
184-3-3	Samuel Staehling	Beloit College	11/4/17
182-12-1	Brian Higgins	Lawrence Univ.	10/12/85
179-12-2	Jeremy Gezella	Wartburg College	9/5/09
177-4-3	Samuel Staehling	Knox College	9/30/17
176-6-2	Jeremy Gezella	Lawrence Univ.	9/20/08
171-9-2	Mike Whitehouse	Lawrence Univ.	10/14/89
168-6-1	Judd O'Connell	Olivet Nazarene Univ.	9/1/07
168-8-1	T.J. George	Lawrence Univ.	10/8/05
168-4-1	Nick Llanas	Grinnell College	10/20/01
167-6-2	Steve Heim	Adrian College	10/1/83

166-6-3	Judd O'Connell	Lawrence Univ.	9/15/07
166-11-2	Mike Whitehouse	Michigan Tech Univ.	11/4/89
166-12-2	Mike Whitehouse	Benedictine Univ.	9/14/88
166-9-0	Pat Smithwick	St. Ambrose Univ.	10/15/50
163-5-2	Todd Bierowski	Lake Forest College	10/9/93
162-8-1	Greg Rotherham	UW-Platteville	11/5/77
161-5-2	Steve Heim	Michigan Tech Univ.	11/12/83
161-7-1	Bob Kress	Hillsdale College	10/2/71
160-6-1	Greg Rotherham	North Dakota State Univ.	10/9/76
159-6-2	Steve Heim	Ripon College	10/20/84
158-6-1	Judd O'Connell	Monmouth College	10/7/06
158-6-0	Seth Schussler	St. John's Univ.	11/29/03
157-6-2	Jeremy Gezella	Lawrence Univ.	9/19/09
157-8-4	Judd O'Connell	Ripon College	10/20/07
154-9-1	Steve Heim	Univ. of Chicago	11/4/84
153-7-2	Mike Whitehouse	Lake Forest College	10/7/89
151-3-2	Tim Kelly	Illinois College	11/14/98
151-8-1	Greg Rotherham	Ferris State Univ.	11/12/77
150-8-0	Greg Rotherham	Univ. of St. Thomas	9/17/77
146-7-1	Dave Archibald	Illinois College	11/10/01
146-12-1	Mike Whitehouse	UW-Stevens Point	9/9/89
145-9-1	T.J. George	Carroll College	10/16/04
144-8-2	Tim Gillespie	Northern Michigan Univ.	9/28/74
142-6-2	Samuel Staehling	Macalester College	10/28/17
141-7-2	Greg Rotherham	UW-Eau Claire	9/10/77
139-3-2	Greg Rotherham	Hillsdale College	10/2/76
138-10-0	Joe Green	Grinnell College	10/22/11
137-7-2	T.J. George	Illinois College	10/2/04
137-5-2	Mike Lynn	Lawrence Univ.	9/23/00
136-7-1	Jeremy Gezella	Carroll Univ.	10/17/09
136-8-1	Mike Whitehouse	Univ. of Chicago	11/7/87
135-7-2	Judd O'Connell	Grinnell College	9/9/06
134-8-2	Mike Whitehouse	Monmouth College	11/14/87
133-5-1	Joe Green	Carroll Univ.	10/16/10
133-7-1	Mike Whitehouse	Coe College	9/24/88
133-7-0	Jim Schleis	UW-Milwaukee	10/26/68
132-7-0	Logan Krueger	Lawrence Univ.	9/24/11
132-7-3	Kyle Thompson	Grinnell College	11/1/03
131-6-2	Mike Whitehouse	Knox College	9/30/89
130-3-1	Brian Fliess	Beloit College	11/2/13
130-7-1	Mike Whitehouse	Michigan Tech Univ.	9/13/86
129-8-1	Nick Llanas	Lake Forest College	10/27/01
128-5-2	Logan Krueger	Ripon College	10/30/10
128-6-1	Chris Walton	Ripon College	10/19/96
128-6-2	Greg Benesh	UW-Stevens Point	9/20/75
128-3-1	Greg Rotherham	Northern Michigan Univ.	11/8/75
127-7-1	Joe Green	Illinois College	10/8/11
127-4-1	Judd O'Connell	Lawrence Univ.	9/16/06
127-5-1	Brian Kuhar	Monmouth College	9/20/97
127-7-0	Pat Lamirande	Monmouth College	9/21/91
127-8-0	Steve Heim	Lawrence Univ.	10/13/84
126-7-2	Mike Whitehouse	Cornell College	9/26/87
126-6-1	Tim Gillespie	UW-Milwaukee	10/27/73
126-7-0	Jim Schleis	UW-Whitewater	10/12/68
124-6-1	T.J. George	Ripon College	10/22/05
124-12-1	Todd Bierowski	UW-Oshkosh	9/11/93
124-5-1	Greg Rotherham	UW-Stevens Point	9/20/75
121-4-1	Judd O'Connell	Knox College	9/29/07
122-6-3	Joe Green	Grinnell College	10/29/11
121-8-2	Pat Smithwick	UW-Milwaukee	9/16/50
120-8-0	Joe Green	Monmouth College	10/1/11
120-7-3	Aljay Wren	Carroll College	10/18/03
120-4-1	Casey Meehan	Beloit College	9/13/03
120-5-3	Don Noskowiak	Butler Univ.	10/28/78
119-9-1	Jeremy Gezella	Illinois College	11/7/09
119-8-1	Judd O'Connell	Lake Forest College	9/22/07
119-6-0	Greg Rotherham	Univ. of St. Thomas	9/13/75
118-6-0	Pat Lamirande	Michigan Tech Univ.	9/15/90
118-8-2	Greg Rotherham	Northwood Univ.	10/8/77
116-2-0	Zach Reeves	Monmouth College	11/14/15
116-3-2	Mike Krueger	Lawrence Univ.	9/25/99
116-4-3	Pat Pavelski	Univ. of St. Thomas	9/9/62
115-5-1	Tim Gillespie	Eastern Michigan Univ.	9/29/73
114-4-1	Joe Green	Ripon College	9/15/12
114-7-1	Judd O'Connell	Grinnell College	9/8/07
114-9-4	Mike Whitehouse	Lake Forest College	10/8/88
112-6-1	Mike Whitehouse	Univ. of Dayton	9/19/87
112-8-3	Mike Whitehouse	Grinnell College	10/3/87

112-5-1	Don Noskowiak	North Dakota State Univ.	10/9/76
111-3-1	Michael Heim	Knox College	9/14/13
111-6-1	Josh O'Connor	Lawrence Univ.	10/9/04
111-4-1	T.J. George	Monmouth College	9/18/04
111-7-1	Jim Beaver	UW-Whitewater	10/11/69
110-7-1	Dave Archibald	Beloit College	11/3/01
110-7-1	Todd Bierowski	Knox College	10/1/94
110-9-1	Rod Bohm	Grinnell College	10/4/86
110-5-0	Kevin Noskowiak	Lawrence Univ.	10/15/83
109-3-1	Joe Green	Lawrence Univ.	10/13/12
109-5-0	Dave Archibald	Hamline Univ.	9/8/01
108-10-1	Jason Augustynowicz	Hamline Univ.	9/8/01
108-4-2	Brian Kuhar	Grinnell College	10/23/99
108-3-1	Jason Augustynowicz	Lawrence Univ.	9/25/99
107-3-1	Dave Archibald	Illinois College	10/5/02
107-4-0	Tom Schnell	Monmouth College	9/22/84
107-7-0	Steve Heim	UW-Stevens Point	9/24/83
106-3-3	Samuel Staehling	Grinnell College	9/23/17
106-3-0	Don Noskowiak	Northern Michigan Univ.	9/18/76
105-4-0	Brett Olson	Cornell College	11/15/14
105-2-0	Adam Lewis	Lawrence Univ.	10/12/02
105-5-0	Tom Schnell	Univ. of Dubuque	9/17/83
104-2-1	Samuel Staehling	Lawrence Univ.	10/15/16
104-8-1	Joe Green	Carroll Univ.	9/22/12
104-6-0	John Weninger	Monmouth College	10/2/10
104-2-1	Nick Wilson	Knox College	9/18/10
104-8-1	Jeremy Gezella	Monmouth College	10/10/09
104-7-0	Tim Kelly	Monmouth College	9/21/96
104-3-0	Greg Rotherham	Northern Michigan Univ.	9/18/76
104-3-1	Greg Rotherham	Saginaw Valley State Univ.	10/30/76
104-6-0	Greg Benesh	Hillsdale College	10/7/72
103-6-1	Brian Fliess	Lawrence Univ.	10/19/13
103-8-1	A.J. Phillips	Monmouth College	10/6/07
103-4-1	Mike Lynn	Hamline Univ.	9/9/00
103-5-0	Steve Heim	Monmouth College	9/10/83
103-8-2	Billy Mommaerts	Univ. of Dubuque	11/7/70
102-5-1	Jeremy Gezella	Knox College	10/3/09
102-6-1	Judd O'Connell	Beloit College	10/27/07
102-6-2	Jason Augustynowicz	Monmouth College	10/13/01
102-10-0	Todd Bierowski	Coe College	9/24/94
102-7-1	Rod Bohm	Cornell College	9/27/86
102-5-0	Jim Schleis	Hillsdale College	11/11/67
101-6-2	Paul Effinger	UW-Whitewater	10/29/55
101-4-1	Samuel Staehling	Monmouth College	11/5/16
101-5-2	Brett Olson	Lawrence Univ.	11/1/14
101-5-0	Nick Albert	Ripon College	10/20/07
101-3-1	T.J. George	Beloit College	9/10/05
101-6-0	Tim Kelly	Lake Forest College	10/31/98
101-5-0	Brian Higgins	Univ. of Dubuque	9/17/83
100-8-2	Samuel Staehling	Ripon College	10/22/16
100-4-0	Alec Getschow	Carroll College	10/19/02

Total Offense (350 yards or more)

Yds.-Run-Pass	Name	Opponent	Date
443-126-317	Rob Berger	Wartburg College	9/5/09
440-79-361	Dan Luedtke	Monmouth College	9/21/96
414-(-7)-421	Luke Ott	Lake Forest College	10/27/01
399-103-296	Tim Pierret	Grinnell College	10/23/99
393-60-333	Dan Luedtke	Monmouth College	9/20/97
367-0-367	Remy Stephenson	Monmouth College	10/25/75
364-37-327	Tim Pierret	Lawrence Univ.	9/25/99
361-41-317	J.T. Crosby	Beloit College	10/8/16
359-10-349	Pat Sullivan	UW-Platteville	11/5/83
355-93-262	Rob Berger	Ripon College	10/24/09
352-3-349	Cody Craig	Monmouth College	10/6/07
350-13-337	Luke Ott	Hamline Univ.	9/9/00

All-Time Individual Superlatives

OFFENSIVE SUPERLATIVES

Rushing (300 yards or more)

Yards-Carries	Opponent	Date
508-49	Lawrence Univ.	10/31/15
461-57	UW-River Falls	9/28/68
449-71	Beloit College	10/29/94
445-65	Grinnell College	10/3/92
436-78	Lawrence Univ.	10/15/94
433-58	Univ. of Dubuque	11/7/70
425-	St. Cloud State Univ.	11/9/68
406-	Fort Belvoir	10/16/48
396-48	Monmouth College	10/14/00
381-71	St. Cloud State Univ.	9/20/69
380-	Northland College	10/2/48
372-50	Grinnell College	9/22/18
369-	Ferris State Univ.	10/2/65
368-	Ferris State Univ.	9/30/61
366-65	Lawrence Univ.	10/13/12
364-	UW-La Crosse	11/9/57
359-	Carroll College	9/21/57
358-60	Knox College	9/17/16
357-65	Monmouth College	9/18/04
357-69	Lawrence Univ.	9/22/98
357-	Northland College	9/29/62
357-	Graceland College	10/8/60
356-46	Beloit College	11/6/99
354-55	Grinnell College	10/29/05
351-48	Lawrence Univ.	10/15/16
348-	St. Ambrose Univ.	10/12/57
346-49	Lawrence Univ.	9/25/10
344-48	Beloit College	10/31/09
342-70	Beloit College	10/28/89
340-76	UW-Milwaukee	11/5/66
337-81	Lawrence Univ.	10/13/90
337-	Univ. of St. Thomas	9/13/69
336-53	Knox College	9/18/10
335-45	Illinois College	9/27/97
333-58	Grinnell College	9/23/17
328-47	Beloit College	11/3/18
328-63	Lawrence Univ.	10/20/18
327-	Michigan Tech Univ.	11/12/60
325-40	Ripon College	10/22/05
324-36	Grinnell College	10/30/04
320-	Loras College	10/4/58
318-	UW-La Crosse	9/14/64
315-	UW-Whitewater	10/26/57
314-59	Lawrence Univ.	10/9/94
314-60	Beloit College	10/25/97
312-	UW-Milwaukee	11/2/46
307-	UW-Eau Claire	9/14/57
306-	Michigan Tech Univ.	11/2/57
305-51	Beloit College	9/13/03
304-53	Lawrence Univ.	10/21/17
303-56	Lake Forest College	10/10/87
305-	UW-Whitewater	10/27/56
302-46	Beloit College	10/27/12

Passing (350 yards or more)

Yards-C-A	Opponent	Date
500-31-41	Lake Forest College	10/27/01
428-18-31	Monmouth College	9/22/84
417-24-39	Lawrence Univ.	10/9/04
412-27-46	Univ. of Dubuque	9/17/83
402-10-14	Beloit College	10/8/16
400-18-30	Monmouth College	10/25/75
379-21-34	Lawrence Univ.	9/25/99
361-22-53	Monmouth College	9/21/96
360-17-30	UW-Platteville	11/5/83

Total Offense (500 yards or more)

Yards-Plays	Opponent	Date
732-91	Lake Forest College	10/27/01
731-98	Lawrence Univ.	10/9/04
683-75	Knox College	9/18/10
668-57	Beloit College	10/8/16
664-69	Lawrence Univ.	10/31/15
625-79	Beloit College	11/6/99
622-71	Lawrence Univ.	9/25/10
607-92	Monmouth College	9/18/04
604-70	Illinois College	9/27/97
593-84	Monmouth College	10/25/75
592-100	Beloit College	10/28/89
589-73	UW-River Falls	9/28/68
588-65	Knox College	9/30/17
586-	Northland College	10/2/48
582-83	Monmouth College	10/14/00
580-76	Illinois College	10/2/04
580-94	Grinnell College	10/2/93
568-	St. Cloud State Univ.	11/9/68
564-83	Grinnell College	10/23/99
563-83	Grinnell College	10/29/05
553-94	Lawrence Univ.	10/15/94
551-83	Lawrence Univ.	10/13/12
550-67	Lawrence Univ.	10/15/16
546-76	Beloit College	11/4/17
546-79	Lawrence Univ.	9/25/99
542-	Michigan Tech Univ.	11/2/57
539-83	Lake Forest College	11/5/05
539-80	Beloit College	9/13/03
535-87	Beloit College	10/31/09
533-86	Lawrence Univ.	9/24/11
531-77	Beloit College	9/17/11
530-69	Beloit College	11/4/00
528-74	Grinnell College	11/1/03
527-70	Wartburg College	9/5/09
524-	UW-Milwaukee	10/31/70
523-88	Lawrence Univ.	10/11/03
522-77	Grinnell College	10/20/01
520-72	Beloit College	11/3/18
520-79	Lake Forest College	10/8/88
517-73	Ripon College	10/20/07
517-87	Carroll College	10/18/03

Total Offense continued (500 yards or more)

Yards-Plays	Opponent	Date
517-	Northland College	9/29/62
513-72	Ripon College	10/22/05
512-76	Beloit College	11/3/01
511-77	Beloit College	10/29/94
510-80	Ripon College	10/23/04
509-62	Monmouth College	9/20/97
507-	UW-Milwaukee	11/10/51
503-73	Grinnell College	10/30/04
503-71	Hamline Univ.	9/9/00
503-76	Grinnell College	10/3/92
501-69	Univ. of Dubuque	11/7/70

First Downs (28 or more)

First Downs	Opponent	Date
35	Grinnell College	10/2/93
34	Lawrence Univ.	10/9/04
34	Beloit College	10/28/89
31	Carroll Univ.	10/18/03
31	Lake Forest College	10/27/01
31	Lawrence Univ.	10/15/94
30	Knox College	9/18/10
30	Lawrence Univ.	10/11/03
30	UW-Milwaukee	10/31/70
29	Lawrence Univ.	9/20/08
29	Grinnell College	10/29/05
29	Monmouth College	9/18/04
29	Grinnell College	10/23/99
29	Lawrence Univ.	9/22/98
29	Michigan Tech Univ.	9/13/86
28	Grinnell College	9/22/18
28	Lawrence Univ.	10/21/17
28	UW-Stevens Point	9/2/17
28	North Park Univ.	9/12/15
28	Lawrence Univ.	9/25/10
28	Beloit College	10/31/09
28	St. Cloud State Univ.	11/9/68



DEFENSIVE SUPERLATIVES

Rushing (25 yards or less)

Yards-Carries	Opponent	Date
(-77)-21	UW-Stevens Point	9/21/74
(-48)-28	Illinois College	9/29/90
(-37)-22	Western Illinois Univ.	10/1/66
(-34)-20	Macalester College	10/28/17
(-28)-35	Lake Forest College	9/27/08
(-27)-31	Lawrence Univ.	10/20/18
(-26)-	UW-Milwaukee	11/10/51
(-25)-29	Carroll College	9/19/98
(-25)-19	Knox College	10/1/88
(-25)-	Northland College	10/2/48
(-19)-22	Lake Forest College	10/6/90
(-18)-37	Grinnell College	9/22/18
(-17)-12	Lawrence Univ.	10/13/90
(-17)-	UW-Platteville	11/3/56
(-16)-33	Beloit College	9/10/11
(-13)-31	Grinnell College	11/9/13
(-11)-29	Grinnell College	9/13/08
(-11)-37	Ripon College	10/25/03
(-8)-18	Grinnell College	9/23/17
(-7)-35	Illinois College	10/4/03
(-6)-22	UW-Milwaukee	11/5/66
(-2)-12	Grinnell College	10/22/11
0-28	Carroll College	9/18/99
0-34	Lake Forest College	10/5/85
0-26	DePauw Univ.	9/5/81
2-25	Carroll College	10/18/03
2-	Lakeland College	10/7/61
2-	UW-Stevens Point	9/21/46
4-41	Ripon College	10/20/90
4-	UW-Whitewater	11/10/62
5-	UW-La Crosse	9/14/64
7-27	Lake Forest College	11/10/12
8-30	Ripon College	10/21/89
9-26	Western Illinois Univ.	10/7/67
10-	Univ. of St. Thomas	10/21/47
11-26	Macalester College	10/27/18
11-18	Illinois College	11/8/08
12-16	St. Cloud State	10/31/64
13-31	Lawrence Univ.	10/21/17
13-29	Knox College	9/30/17
13-	UW-Whitewater	10/24/64
13-	UW-Whitewater	9/28/46
14-30	Illinois College	10/5/02
15-29	Carthage College	9/6/14
17-	St. Joseph's College	11/17/46
17-	UW-La Crosse	10/26/46
18-26	Coe College	9/24/88
19-34	UW-Stevens Point	9/23/72
20-30	Ripon College	10/21/95
21-40	Knox College	10/7/00
22-21	Lake Forest College	10/8/88
23-24	Illinois College	10/2/04
23-	St. Cloud State Univ.	11/9/68
25-29	Lawrence Univ.	9/25/99
25-	Northland College	9/16/49

Passing (25 yards or less)

Yards-C-A	Opponent	Date
0-0-4	UW-Milwaukee	10/28/72
0-0-2	MSU-Mankato	10/31/59
0-0-14	Northland College	9/17/49
0-0-9	St. Ambrose Univ.	11/10/46
0-0-4	UW-Stevens Point	9/21/46
3-2-5	Northwood Univ.	10/8/77
4-1-9	Hillsdale College	11/14/70
5-3-12	UW-Whitewater	11/4/61
6-2-5	UW-Platteville	11/6/76
7-1-3	Cornell College	9/26/92
9-2-10	Ripon College	10/20/07
9-1-16	Michigan Tech Univ.	11/12/60
9-1-5	UW-La Crosse	11/15/47
11-1-13	UW-La Crosse	9/16/61
11-1-10	St. Joseph's College	10/5/47
12-2-6	Monmouth College	9/20/97
12-2-8	UW-La Crosse	9/17/60
13-2-8	Northland College	10/2/48
14-1-9	Monmouth College	11/12/88
16-2-18	Knox College	9/25/04
19-1-3	Northern Michigan Univ.	11/6/71
19-3-15	UW-Oshkosh	10/21/67
19-3-17	UW-Whitewater	10/24/64
21-2-13	UW-La Crosse	10/26/46
21-2-17	UW-Eau Claire	9/13/58
23-2-13	Ferris State Univ.	10/2/65
24-2-8	Lake Forest College	10/31/98
24-3-10	Monmouth College	10/17/98

Total Offense (150 yards or less)

Yds.-Run-Pass	Opponent	Date
(-21)-(-48)-27	Illinois College	9/29/90
(-12)-(-25)-13	Northland College	10/2/48
2-2-0	UW-Stevens Point	9/21/46
12-(-28)-40	Lake Forest College	9/27/08
25-25-0	Northland College	9/17/49
32-13-19	UW-Whitewater	10/24/64
38-17-21	UW-La Crosse	10/26/46
40-8-32	Carroll College	9/24/60
42-12-30	UW-Whitewater	10/30/54
49-(-18)-67	Grinnell College	9/22/18
49-(-26)-85	UW-Milwaukee	11/10/51
53-36-17	St. Joseph's College	11/17/46
54-13-41	UW-Whitewater	9/28/46
58-49-9	UW-La Crosse	11/15/47
59-(-27)-86	Lawrence Univ.	10/20/18
62-9-53	Western Illinois Univ.	10/7/67
69-69-0	UW-Milwaukee	10/28/72
83-44-39	UW-Oshkosh	10/12/46
89-19-70	UW-Stevens Point	9/23/72
91-2-89	Lakeland College	10/7/61
93-18-75	Coe College	9/24/88
93-45-48	Northeastern Illinois Univ.	9/7/74
93-47-46	Gustavus Adolphus College	9/24/48
94-46-48	UW-Superior	10/3/53
96-44-52	Beloit College	10/28/95
101-68-33	Univ. of Chicago	11/4/84
101-33-68	Univ. of Dubuque	11/7/70
103-14-89	Monmouth College	11/12/89
111-95-16	Knox College	9/25/04
114-110-4	Hillsdale College	11/14/70
115-51-64	UW-Oshkosh	11/5/47
116-(-17)-133	Lawrence Univ.	10/13/90
117-(-25)-142	Carroll College	9/19/98
119-59-60	Illinois College	11/7/09
120-48-72	Lawrence Univ.	10/13/12
120-49-71	Ferris State Univ.	9/30/67
120-109-11	St. Joseph's College	10/5/47
125-87-38	Ripon College	10/7/17
125-125-0	St. Ambrose Univ.	11/10/46
127-53-74	Beloit College	10/31/09
128-(-37)-165	Western Illinois Univ.	10/1/66

Total Offense (150 yards or less)

Yds.-Run-Pass	Opponent	Date
132-30-102	UW-Whitewater	10/29/55
133-32-101	Knox College	9/27/03
135-74-61	Univ. of Chicago	10/14/17
135-116-19	UW-Oshkosh	10/21/67
135-	UW-La Crosse	9/11/65
136-37-99	Univ. of St. Thomas	9/14/68
136-57-59	Ferris State Univ.	10/3/64
144-13-131	Lawrence Univ.	10/21/17
144-38-106	UW-Milwaukee	10/30/71
146-(-13)-159	Grinnell College	11/9/13
146-32-114	Illinois College	9/28/91
147-85-62	Beloit College	11/3/18
148-75-73	UW-Milwaukee	11/2/46
149-65-84	Lake Forest College	9/22/07
150-53-97	Beloit College	10/29/88

First Downs (six or less)

First Downs	Opponent	Date
1	St. Joseph's College	11/17/46
2 (2-0-0)	UW-La Crosse	10/26/46
2	UW-Stevens Point	9/21/46
3 (2-1-0)	Lawrence Univ.	10/13/12
3	Carroll College	9/24/60
3	Northland College	9/17/49
3	St. Ambrose Univ.	11/10/46
4 (0-4-0)	Lawrence Univ.	10/20/18
4 (1-3-0)	Grinnell College	9/22/18
4 (1-3-0)	Lake Forest College	9/27/08
4 (1-3-0)	Lawrence Univ.	10/13/90
4 (1-1-2)	Monmouth College	9/11/82
4	UW-Whitewater	10/24/64
4 (3-1-0)	UW-Superior	10/3/53
4	Northland College	10/2/48
5 (2-3-0)	Beloit College	10/31/09
5 (3-1-1)	Illinois College	9/29/90
5 (0-4-1)	Lake Forest College	10/5/85
5	Ferris State Univ.	9/30/67
5 (1-4-0)	UW-Whitewater	10/29/55
5	UW-Whitewater	10/30/54
6 (1-3-2)	Coe College	9/24/88
6	Northeastern Illinois Univ.	9/7/74
6 (5-0-1)	UW-Milwaukee	10/28/72
6	Hillsdale College	11/14/70
6	UW-La Crosse	9/11/65
6	UW-La Crosse	9/15/62
6	UW-Whitewater	11/4/61
6 (4-1-1)	Carroll College	9/21/57

Interceptions (5 or more)

Interceptions	Opponent	Date
7	Ferris State Univ.	10/5/63
7	Loras College	11/4/51
6	Monmouth College	11/10/18
6	Ripon College	10/19/85
6	Northland College	10/2/48
5	Grinnell College	11/9/13
5	Monmouth College	10/2/10
5	Monmouth College	9/20/03
5	Ripon College	10/21/95
5	Knox College	9/30/89
5	Univ. of Chicago	11/7/87
5	Monmouth College	9/11/82
5	Loras College	10/10/81
5	Butler Univ.	10/28/78
5	UW-Stevens Point	9/21/74
5	Augustana College	10/20/62
5	Loras College	10/6/57
5	Michigan Tech Univ.	9/29/56
5	UW-Whitewater	10/30/54
5	UW-La Crosse	10/26/46



All-Time Individual Superlatives

Year-By-Year Leaders

Rushing

Year	Player	Att-Yds
1954	Bob Hoerning	92-356
1955	Bill VanLanen	61-345
1956	Norm Jarock	125-1000
1957	Norm Jarock	148-1306
1958	Fran Junio	54-279
1959	Gary Simoens	38-147
1960	Larry Schoenberger	78-500
1961	Larry Schoenberger	112-727
1962	Larry Schoenberger	116-776
1963	Jule Mellen	157-725
1964	Jule Mellen	190-861
1965	Art Fisher	111-408
1966	Dick Hilger	135-509
1967	Larry Krause	110-502
1968	Larry Krause	155-890
1969	Larry Krause	251-1325
1970	Jim Maier	227-1312
1971	Bill Mommaerts	109-547
1972	Gary Hilbert	71-194
1973	Greg Fisher	132-319
1974	Mike Rydzon	92-308
1975	Mike Rydzon	101-364
1976	Mike Rydzon	135-482
1977	Jeff Wyman	98-271
1978	Joe Hoerning	125-574
1979	Tom Janssen	119-331
1980	Joe Hoerning	178-795
1981	Doug Hutchison	75-204
1982	Kelly Englebert	118-396
1983	Doug Hutchison	97-443
1984	Rick Hearden	89-331
1985	Brian Morgan	164-588
1986	Brian Morgan	110-398
1987	Tom Guetzloff	98-417
1988	Dave Fitzpatrick	168-604
1989	Tom Guetzloff	174-778
1990	Dave Fitzpatrick	183-656
1991	Jon Wadzinski	158-766
1992	Jon Wadzinski	197-830
1993	Jon Wadzinski	143-550
1994	Pat Rusch	231-1149
1995	Pat Rusch	222-1017
1996	Dan Luedtke	95-469
1997	Dan Luedtke	102-394
1998	Matt O'Grady	192-804
1999	Jason Augustynowicz	128-698
2000	Matt O'Grady	208-1463
2001	Jason Augustynowicz	217-1275
2002	Alec Getschow	140-608
2003	Aljay Wren	219-1305
2004	Casey Meehan	222-1286
2005	Casey Meehan	186-1108
2006	A.J. Phillips	142-609
2007	A.J. Phillips	175-721
2008	Dante Sims	126-635
2009	John Weninger	147-678
2010	John Weninger	227-945
2011	Craig Fagan	140-718
2012	Austin Williams	198-824
2013	Brad Boockmeier	171-812
2014	Zach Broberg	103-477
2015	Elijah Fort	138-754
2016	Elijah Fort	137-734
2017	Elijah Fort	131-629
2018	Drew Rhodes	197-828

Passing

Year	Player	Com-Att	Yards
1954	Dick McMillin	31-99	587
1955	Dick McMillin	51-98	567
1956	Dick McMillin	45-93	783
1957	Norm Jarock	13-39	252
1958	Ron Newhouse	104-211	1310
1959	Ron Newhouse	51-123	663
1960	Larry Buch	52-128	852
1961	Louis Distelzweig	43-88	447
1962	Chuck Hoch	52-107	781
1963	Chuck Hoch	55-104	821
1964	Chuck Hoch	53-132	692
1965	Gary Camps	55-146	785
1966	Steve Wilmet	65-138	1035
1967	Steve Wilmet	66-130	806
1968	Steve Wilmet	70-148	1071
1969	Joe Kretz	67-140	861
1970	Doug Waitrovich	60-122	681
1971	Doug Waitrovich	76-187	999
1972	Doug Waitrovich	45-116	479
1973	Remy Stephenson	66-160	941
1974	Remy Stephenson	96-209	1131
1975	Remy Stephenson	78-148	1370
1976	Mark Tonn	60-156	1186
1977	Greg Cavanaugh	141-274	1633
1978	Greg Cavanaugh	148-290	1457
1979	Greg Cavanaugh	90-203	1035
1980	Greg Cavanaugh	110-212	1317
1981	Mike Van Alstine	35-89	431
1982	Pat Sullivan	72-145	793
1983	Pat Sullivan	128-256	1881
1984	Kurt Rotherham	97-182	1467
1985	Kurt Rotherham	138-273	1641
1986	Kurt Rotherham	178-308	1908
1987	Greg Vanderfin	83-175	1232
1988	Greg Vanderfin	90-187	1058
1989	Greg Vanderfin	136-262	1634
1990	Greg Vanderfin	114-228	1436
1991	Pat Brown	85-170	1002
1992	Steve Stratton	72-133	907
1993	Steve Stratton	101-179	1379
1994	Steve Stratton	80-137	900
1995	Bill Bierowski	40-106	352
1996	Dan Luedtke	85-197	1402
1997	Dan Luedtke	80-172	1134
1998	Tim Pierret	82-166	1297
1999	Tim Pierret	151-283	2316
2000	Luke Ott	150-277	2235
2001	Luke Ott	170-274	2413
2002	Ryan Hartman	178-291	2153
2003	Ryan Hartman	203-332	2391
2004	Ryan Hartman	173-310	2483
2005	Cody Craig	141-233	1993
2006	Cody Craig	162-286	2379
2007	Cody Craig	199-338	2755
2008	Bryan Stoppenbach	78-129	1119
2009	Rob Berger	170-274	2036
2010	Rob Berger	150-257	2195
2011	Mike Fabrizio	135-248	1765
2012	James Tringali	152-278	1847
2013	James Tringali	148-278	1784
2014	James Tringali	134-228	1454
2015	Jack Becker	127-209	1610
2016	J.T. Crosby	135-231	1804
2017	Jack Becker	107-194	1683
2018	Drew Rhodes	151-252	1682

Receiving

Year	Player	No-Yds
1950	Pat Smithwick	30-449
1951-57	unavailable	
1958	Dennis Penza	38-563
1959	Jim Coenen	22-405
1960	Dave Stolp	9-166
1961	unavailable	
1962	Pat Pavelski	15-261
1963	Jim Zabransky	19-327
1964	Jim Zabransky	14-199
1965	Art Fisher	16-240
1966	Jim Schleis	22-388
1967	Jim Schleis	26-424
1968	Jim Schleis	35-607
1969	Jim Beaver	31-418
1970	Jim Beaver	26-335
1971	Carl Haese	30-311
1972	Greg Benesh	18-257
1973	Tim Gillespie	31-486
1974	Tim Gillespie	40-455
1975	Greg Benesh	38-972
1976	Greg Rotherham	32-795
1977	Greg Rotherham	61-1028
1978	Don Noskowiak	34-524
1979-80	unavailable	
1981	Greg Eiting	27-408
1982	Greg Eiting	32-346
1983	Steve Heim	52-1127
1984	Steve Heim	49-979
1985	Brian Higgins	38-546
1986	Rod Bohm	39-513
1987	Mike Whitehouse	56-910
1988	Mike Whitehouse	65-920
1989	Mike Whitehouse	73-1132
1990	Pat Lamirande	40-533
1991	Pat Lamirande	31-407
1992	Pat Lamirande	34-491
1993	Todd Bierowski	51-760
1994	Todd Bierowski	46-553
1995	Vince Propson	20-217
1996	Chris Walton	29-545
1997	Brian Kuhar	29-441
1998	Tim Kelly	27-570
1999	Mike Krueger	30-533
2000	Mike Lynn	30-589
2001	Dave Archibald	39-630
2002	Dave Archibald	28-393
2003	Seth Schussler	43-622
2004	T.J. George	52-856
2005	T.J. George	45-736
2006	Judd O'Connell	49-942
2007	Judd O'Connell	65-1216
2008	Jeremy Gezella	34-695
2009	Jeremy Gezella	63-998
2010	Joe Green	45-801
2011	Joe Green	63-911
2012	Joe Green	52-692
2013	Brad Boockmeier	33-246
2014	Zach Reeves	36-482
2015	Zach Reeves	36-527
2016	Samuel Staehling	31-699
2017	Samuel Staehling	41-916
2018	Matt Galanopoulos	40-375

Midwest Conference Offensive Player of the Year

1999 – Tim Pierret
2000 – Matt O'Grady
2001 – Jason Augustynowicz
2004 – Ryan Hartman
2007 – Cody Craig
2010 – Rob Berger
2015 – Jacob Bunk (line)
2018 – Kyle Rademaker (line)

Midwest Conference Defensive Player of the Year

2000 – Jeremiah Janssen
2001 – Jeremiah Janssen
2006 – Brendan O'Malley
2007 – Jay Arndt
2015 – Frank Laterza (skill)
2018 – Matt Gurgone (skill)

Midwest Conference Coach of the Year

1999 – Jim Purtill
2003 – Jim Purtill
2006 – Jim Purtill
2007 – Jim Purtill
2015 – Dan McCarty (North Div.)
2017 – Dan McCarty (North Div.)
2018 – Dan McCarty (North Div.)

Midwest Conference Newcomer of the Year

2016 – Samuel Staehling

All-Time Football All-Midwest Conference

First Team

1984

Joe Blatz, offensive line
Bill Costello, defensive end
Steve Heim, wide receiver
Terry McBride, linebacker
Tony Teske, center
Karl Zacharias, punter

1985

Jack Arends, defensive line
Joe Blatz, offensive line
Mark Binder, running back
Andy Drwila, defensive line
Brian Higgins, tight end
Jim Kerr, defensive back
Kurt Rotherham, quarterback
John Simonaitis, defensive end
Tony Teske, center
Karl Zacharias, kicker

1986

Jack Arends, linebacker
Tom Larsen, defensive back
Tony Teske, center
Karl Zacharias, punter

1987

Mark Binder, running back
Joe Haselwander, defensive back
Matt Lang, defensive end
Pat O'Neill, center
Tom Schroeder, offensive line
Trevor Vannieuwenhoven, defensive line
Mike Whitehouse, wide receiver
John Winckler, linebacker
Karl Zacharias, kicker
Karl Zacharias, punter

1988

Dave Fitzpatrick, running back
Tom Guetzloff, running back
Jim Guy, defensive end
Richard Knuth, defensive line
John Menard, offensive line
Pat O'Neill, center
Stu Schneider, offensive line
Greg Vanderfin, quarterback
Matt VanderWoude, linebacker
John Whitehouse, linebacker
Mike Whitehouse, wide receiver

1989

Craig Barrett, defensive end
Andy Bloechl, defensive line
Mike Bonk, defensive back
Bill Gilles, defensive line
Tom Guetzloff, running back
Steve Keller, offensive line
Chris Puerling, defensive back
Greg Vanderfin, quarterback
Matt VanderWoude, linebacker
Mike Whitehouse, wide receiver
Kurt Zacharias, offensive line

1990

Craig Barrett, defensive end
Andy Bloechl, defensive line
Mike Bonk, defensive back
Robb Koseor, linebacker
Dave Lindsley, tight end
Bob Smits, offensive line

1991

Mike Klevenow, defensive line
Robb Koseor, linebacker
Dave Lindsley, tight end
Jerry Noskowiak, defensive back
Bob Smits, offensive line
Mike Ratajczak, defensive end
Jon Wadzinski, running back

1992

John Bastuga, kicker
Kevin Dugan, defensive end
Chris Giese, offensive line
Jon Wadzinski, running back

1993

Dave Adams, defensive back
Todd Bierowski, wide receiver
Brian Bunkelman, offensive line
Kevin Dugan, defensive end

1994

Paul Abts, defensive end
Dan Alsteen, linebacker
Todd Bierowski, wide receiver
Matt Bumgardner, offensive line
Mike Doyle, defensive back
Matt Mueller, offensive line
Steve Neville, defensive line

Pat Rusch, running back
Tollef Wienke, linebacker

1995

Dan Alsteen, linebacker
Matt Bumgardner, offensive line
Ryan Glor, defensive back
Steve Neville, defensive line
Pat Rusch, running back

1996

Dan Alsteen, linebacker
Matt Bumgardner, offensive line
Jason Joanis, defensive back
Ken Marzec, kicker

1997

Brian Kuhar, wide receiver
Jason Liegl, defensive back
Matt Mueller, offensive line
Steve Sturm, defensive back
Tony Wied, defensive specialist

1998

Jason Piurkowski, linebacker
Steve Sturm, defensive back
Dave Vandenboom, defensive end

1999

Andy Berto, defensive line
Brendan Byrne, offensive line
Jeremiah Janssen, linebacker
Tim Pierret, quarterback
Jason Piurkowski, linebacker
Steve Sturm, defensive back

2000

Chad Blahnik, punter
Chris Diedrich, defensive line
Jeremy Jackson, offensive line
Jeremiah Janssen, linebacker
Matt O'Grady, running back
Kevin O'Malley, offensive line
Eddie Obermueller, defensive back
Luke Ott, quarterback
Jason Thorn, defensive line

2001

Jason Augustynowicz, running back
Jeremy Jackson, offensive line
Jeremiah Janssen, linebacker
Kevin O'Malley, offensive line
Luke Ott, quarterback

2002

Jeremy Jackson, offensive line
Joe Masciopinto, defensive back
Joe Masciopinto, return specialist
Brett Meach, offensive line
Kevin O'Malley, offensive line

2003

Luke Allison, linebacker
Chris Koonce, defensive line
Paul Lukowski, defensive back
Joe Masciopinto, defensive back
Joe Masciopinto, return specialist
Nik Osol, offensive line
Sean Rierdon, offensive line
Seth Schussler, tight end
Aljay Wren, running back

2004

Ben Creamer, linebacker
T.J. George, wide receiver
Ryan Hartman, quarterback

Bob Latterman, defensive line
Casey Meehan, running back
Casey Rentmeester, defensive back
Sean Rierdon, offensive line
Jim Ziebka, offensive line

2005

Ben Baker, defensive line
Mark Callahan, offensive line
Bob Forstrom, punter
T.J. George, wide receiver
Casey Meehan, running back
Brendan O'Malley, linebacker

2006

Jay Arndt, defensive line
Nick Breisch, defensive back
Bob Forstrom, kicker
Bob Forstrom, punter
Sam Koerner, offensive line
Steve Kraft, defensive back
Shawn Nett, offensive line
Judd O'Connell, wide receiver
Josh O'Connor, running back
Brendan O'Malley, linebacker

2007

Jay Arndt, defensive line
Cody Craig, quarterback
Tony Krogman, offensive line
Shawn Nett, offensive line
Alex Noskowiak, linebacker
Judd O'Connell, wide receiver
A.J. Phillips, running back
A.J. Phillips, return specialist

2008

Rob Berger, punter
Tim Mueller, offensive line
A.J. Phillips, running back

2009

Justin Baker, linebacker
Chris Manlick, defensive back
Tim Mueller, offensive line
Jake Reisner, offensive line

2010

Drew Anderson, offensive line
Rob Berger, quarterback
Tyler Kuehl, offensive line
Kyle Ripley, defensive line
Dan Sjoquist, defensive back
John Weninger, running back

2011

Austin Arts, defensive back
Dan Hansmann, defensive line
Logan Krueger, defensive specialist
Tyler Kuehl, offensive line
Ben Nantell, linebacker
John Troyer, defensive line

2012

Austin Arts, defensive back
Joe Green, wide receiver
Joe Green, return specialist
Adam Nitsche, linebacker
Justin Pflum, defensive line

2013

Dan Egan, special teams
Brian Feltz, linebacker
Randy Hill, kicker
Anthony Parker, defensive back

All-Midwest Conference

2014

Evan Broyles, offensive line
Jacob Bunk, offensive line
Randy Hill, kicker
Zach Klarkowski, linebacker
Kevin Krueger, punter
Joe Lorenz, defensive back
Austin Prusha, defensive line

2015

Jerry Blake, defensive line
Jacob Bunk, offensive line
R.J. Callow, linebacker
Matt Doherty, offensive line
Elijah Fort, running back
Tommy Gonzales, linebacker
Frank Laterza, defensive back
Grant Murray, tight end
Jack Rasmussen, offensive line
Zach Reeves, wide receiver
Spenser Thompson-Meyers, kicker

2016

Matt Barrett, linebacker
Evan Broyles, offensive line
Ryan Grandlic, defensive back
Bobby Jaacks, offensive line
Tyler Jensen, defensive back
Spenser Thompson-Meyers, kicker

2017

Matt Barrett, linebacker
Jack Becker, quarterback
Kordell Draves, defensive line
Elijah Fort, running back
Matt Gurgone, linebacker
Ben Kornowski, linebacker
E.J. Mastrocola, offensive line
Grant Murray, tight end
Hunter Prokash, defensive back
Kyle Rademaker, offensive line
Drew Rhodes, return specialist
Samuel Staehling, wide receiver
Spenser Thompson-Meyers, kicker
Will Utesch, defensive line

2018

Jeff Allen, punter
Matt Barrett, linebacker
Kordell Draves, defensive line
Matt Gurgone, defensive line
Isaac Mears, offensive line
Jake Mueller, long snapper
Hunter Prokash, defensive back
Kyle Rademaker, offensive line
Samuel Staehling, wide receiver
Spenser Thompson-Meyers, kicker
Jerome Tillis, defensive line
Will Utesch, defensive line

Second Team

1992

Pat Lamirande, wide receiver
Jerry Noskowiak, defensive back
Steve Renikow, defensive back

1993

Tom Benkowski, return specialist
Joe Novotny, wide receiver

Steve Stratton, quarterback
Jon Wadzinski, running back

1994

Kyle Ladish, return specialist
Steve Stratton, quarterback
Mike Wertel, defensive back

1995

Tony Lagowski, defensive end
Matt Mueller, offensive line
Vince Propson, tight end

1996

Tony Lagowski, defensive line
Dan Luedtke, quarterback
Ben Merigold, linebacker
Matt Mueller, offensive line
Tony Wied, defensive specialist

1997

Andy Berto, defensive line
Ryan Glor, defensive back
Dan Luedtke, quarterback
Ben Merigold, linebacker
Pat Sheehan, defensive line
Dave Vandenboom, defensive end

1998

Steve Sturm, punter

1999

Jason Augustynowicz, running back
Josh Gehl, linebacker
Mike Krueger, wide receiver
Jason Leigl, defensive back
Jason Thorn, defensive line

2000

Chad Blahnik, defensive line
Dwensel Petty, linebacker
Mark Schmitz, tight end

2001

Chris Koonce, defensive line
James Gallagher, defensive specialist
Mark Schmitz, tight end

2002

Ben Creamer, linebacker
Chris Griffin, kicker
Luke Hansen, defensive back

2003

Ben Creamer, linebacker
Ryan Hartman, quarterback
Brett Meach, offensive line
Matt Stoehr, defensive back
Kyle Thompson, wide receiver

2004

Bob Forstrom, kicker
Bill Harrison, linebacker
Ryan Napralla, defensive line
Matt Stoehr, defensive back

2005

Dan Dohr, linebacker
Dustin Willette, offensive line
Jim Witt, offensive line

2006

Zach Behnke, defensive specialist
Dan Dohr, linebacker
Chris Hironimus, offensive line
John Laughrin, tight end
Donald Norwick, defensive line
A.J. Phillips, return specialist
A.J. Phillips, running back
Seth Schussler, defensive line

2007

Dan Dohr, linebacker
Steve Kraft, defensive back
Tim Mueller, offensive line
John Rappel, defensive back

2008

Joe Breisch, defensive back
Jeremy Gezella, wide receiver
Ben Hackbart, defensive back
Jon Herger, defensive line
Brian Peterson, tight end

2009

Rob Berger, quarterback
Ryan Kaminski, offensive line
Jeremy Gezella, wide receiver
John Weninger, running back

2010

Justin Baker, linebacker
Logan Krueger, defensive specialist
Ben Nantell, defensive back
John Troyer, defensive line

2011

Joe Green, wide receiver
Joe Green, return specialist
Adam Nitsche, linebacker
Josh Vanden Heuvel, defensive back

2012

Petr Bohacek, defensive line
Andrew Cullen, offensive line
Josh Vanden Heuvel, defensive back

2013

Brad Boockmeier, running back
Brian Fliess, wide receiver
Peter Latham, defensive line
Dan Savino, defensive line
Max Westphal, offensive line

2014

Patrick Burke, tight end
Dan Egan, defensive back
Jacob Finegan, defensive line
Elijah Fort, return specialist
Ben Kornowski, special teams
Matt Petersilka, linebacker
Jack Rasmussen, offensive line
Zach Reeves, wide receiver

2015

Jack Becker, quarterback
Jacob Finegan, defensive line
Ryan Grandlic, defensive back
Bobby Jaacks, offensive line

2016

Elijah Fort, running back
Stuart Kwaterski, defensive lineman

Joe Rotherham, long snapper
Samuel Staehling, wide receiver

2017

Tyler Jensen, defensive back
Stuart Kwaterski, defensive line
Isaac Mears, offensive line

2018

Nate Essman, defensive back
Ben Kornowski, linebacker
Walter McBride, defensive back
Drew Rhodes, quarterback
Austin Rupiper, offensive line

Honorable Mention

1984

Kevin Beams, offensive line
Jim Kerr, defensive back
Kurt Rotherham, quarterback
Jim Simonaitis, linebacker

1985

Kevin Beams, offensive line
Bob Bridgman, defensive back
Brian Morgan, running back

1986

Trevor Vannieuwenhoven, defensive line
Karl Zacharias, kicker

1987

Don Birmingham, running back
Stu Schneider, offensive line
John Whitehouse, linebacker

1988

Greg Haselwander, defensive back
Mike Whitehouse, kicker

1989

Dave Lindsley, punter
Stu Schneider, offensive line

1990

Dave Fitzpatrick, running back
Rick Kinnard, offensive line
Greg Vanderfin, quarterback

1991

John Bastuga, kicker
Pat Brown, quarterback

1998

Sean Harrington, defensive line
Josh Gehl, linebacker
Tim Kelly, wide receiver
Scott Kwaterski, defensive specialist
Jason Leigl, defensive back
Ken Marzec, kicker
Ben Merigold, linebacker
Matt O'Grady, running back
Tim Pierret, quarterback

1999

Matt Hanson, running back
Matt O'Grady, running back
2000
Matt Hanson, running back
Scott Kwaterski, defensive

specialist
Mike Lynn, wide receiver

2001

Dave Archibald, wide receiver
James Gallagher, linebacker
Chris Griffin, kicker
Jason Housh, defensive line
Nick Llanas, wide receiver

2002

Dave Archibald, wide receiver
Alec Getschow, running back
Ryan Hartman, quarterback
Chris Koonce, defensive line
Nick Llanas, wide receiver
Ryan Reader, defensive line
Ryan Reigle, offensive line

2003

Casey Meehan, running back
Casey Rentmeester, defensive back
Dave Sexton, defensive line
Nick Zvara, tight end

2004

Tony Mendina, defensive back
Josh O'Connor, running back
Anthony Triner, defensive back

2005

Nick Breisch, defensive back
Kyle Friederichs, defensive back
Darrin Higgs, defensive line
Josh O'Connor, running back
A.J. Phillips, return specialist

2006

Cody Craig, quarterback
Teddy Fleming, defensive back
Kyle Friederichs, defensive back
Alec Getschow, running back

2007

Nick Albert, wide receiver
Jon Herger, defensive line
Joe Kandravi, running back
Scott Wuensch, linebacker

2008

Ryan Kaminski, offensive line
Chris Manlick, defensive back
Ben Petry, wide receiver
A.J. Phillips, return specialist

2009

Ben Hackbart, linebacker
Kyle Ripley, defensive line
John Troyer, defensive line

2010

Joe Green, wide receiver
Logan Krueger, return specialist

2012

Tobias Cole, linebacker

2013

Evan Broyles, offensive line
Kevin Krueger, punter
Matt Petersilka, linebacker
Joe Schlueter, defensive back

All-Time Coaching Records



Jack Malevich

Jack Malevich

(1931-33, 4-9-3, .344)

Year	W-L-T	PF	PA	Home	Away
1931	2-2-1	52	41	1-0-1	1-2
1932	2-2-1	25	69	2-1	0-1-1
1933	0-5-1	13	80	0-2	0-3-1

Mickey McCormick

(1934-42, 32-26-8, .545)

Year	W-L-T	PF	PA	Home	Away
1934	1-4-2	31	86	1-0-2	0-4
1935	3-1-4	51	39	1-0-2	2-1-2
1936	7-1	176	44	3-0	4-1
1937	5-2	111	54	0-2	5-0
1938	4-3	73	51	2-2	2-1
1939	2-4-1	60	97	2-1-1	0-3
1940	3-3-1	101	64	2-1	1-2-1
1941	6-2	83	32	3-1	3-1
1942	1-6	19	118	0-2	1-4

Football was discontinued during World War II

Tom Hearnden

(1946-52, 40-14, .741)

Year	W-L-T	PF	PA	Home	Away
1946	8-0	223	26	3-0	5-0
1947	7-1	134	53	5-0	2-1
1948	4-5	196	115	2-1	2-4
1949	4-4	176	145	2-2	2-2
1950	7-0	188	53	5-0	2-0
1951	4-4	183	111	2-1	2-3
1952	6-0	95	20	4-0	2-0

Mel Nicks

(1953-59, 28-26-3, .518)

Year	W-L-T	PF	PA	Home	Away
1953	4-4	125	120	2-2	2-2
1954	3-4-1	123	123	1-2-1	2-2
1955	2-5-1	128	165	1-1-1	1-4
1956	8-1	260	132	4-0	4-1
1957	8-0	250	84	3-1	4-1
1958	3-6	170	206	2-2	1-4
1959	0-6-1	101	184	0-4	0-2-1

Howard "Chick" Kolstad

(1960-78, 96-76-5, .556)

Year	W-L-T	PF	PA	Home	Away
1960	4-4-1	158	172	3-0-1	1-4
1961	7-2	171	84	3-1	4-1
1962	7-2	264	121	4-0	3-2
1963	6-3	206	177	4-1	2-2
1964	5-2-2	191	105	3-0-1	4-1
1965	6-3	195	130	4-1	2-2
1966	7-1-1	206	90	3-0-1	4-1
1967	5-4	171	91	4-1	1-3
1968	6-2-1	220	110	4-0-1	2-2
1969	5-4	250	186	2-2	3-2
1970	6-3	232	150	3-1	3-2
1971	5-5	131	200	4-1	1-4
1972	4-5	77	160	1-4	3-1
1973	4-5	133	141	4-0	0-5
1974	8-2	145	129	4-1	4-1
1975	6-4	244	241	3-1	3-3
1976	2-8	99	339	2-2	0-6
1977	0-10	92	313	0-5	0-5
1978	3-7	188	211	2-1	1-4

Larry Van Alstine

(1979-82, 10-28, .263)

Year	W-L-T	PF	PA	Home	Away
1979	1-9	129	226	1-4	0-5
1980	3-6	160	201	3-2	0-4
1981	2-7	83	163	2-1	1-5
1982	4-6	131	205	2-3	2-3

Don LaViolette

(1983-93, 59-43-1, .578)

Year	W-L-T	PF	PA	Home	Away
1983	3-7	151	273	2-5	1-2
1984	6-2	188	124	2-2	4-0
1985	6-2-1	207	113	3-1	3-1-1
1986	3-6	185	196	2-2	1-4
1987	7-3	273	169	3-1	3-1-1
1988	8-2	275	138	5-0	3-2
1989	8-3	289	184	4-1	4-2
1990	4-5	172	166	2-2	2-3
1991	4-5	114	117	3-2	1-3
1992	4-5	177	175	3-1	1-4
1993	6-3	261	234	3-2	3-1

Greg Quick

(1994-98, 21-25, .457)

Year	W-L-T	PF	PA	Home	Away
1994	6-3	232	208	3-1	3-2
1995	1-8	162	277	1-4	0-4
1996	5-4	194	204	2-2	3-2
1997	4-5	239	239	3-2	1-3
1998	5-5	255	222	2-3	3-2

Jim Purtill

(1999-2013, 130-30, .813)

Year	W-L-T	PF	PA	Home	Away
1999	9-2	392	244	4-1	5-1
2000	10-1	392	144	5-0	5-1
2001	8-2	382	213	5-0	3-2
2002	9-1	424	199	4-1	5-0
2003	11-1	429	193	6-0	5-1
2004	9-2	455	228	5-0	4-2
2005	8-2	381	196	3-2	5-0
2006	10-1	422	168	5-0	5-1
2007	10-1	420	207	5-1	5-0
2008	7-3	377	208	4-1	3-2
2009	9-1	378	176	5-0	4-1
2010	7-4	397	218	3-2	4-2
2011	7-3	283	161	4-1	3-2
2012	8-3	304	243	4-0	4-3
2013	8-3	246	177	5-0	3-3

Steve Opgenorth

(2014, 6-4, .600)

Year	W-L-T	PF	PA	Home	Away
2014	6-4	239	222	3-2	3-2

Dan McCarty

(2015-pres., 34-9, .791)

Year	W-L-T	PF	PA	Home	Away
2015	10-1	334	147	5-0	5-1
2016	7-3	396	195	4-1	3-2
2017	7-3	332	122	4-1	3-2
2018	10-2	400	157	5-0	5-2



Larry Van Alstine



Don LaViolette



Greg Quick



Jim Purtill



Steve Opgenorth



Dan McCarty

All-Time Results

1931 (2-2-1)

Date	Opponent (Site)	Result
S 26	UW-Oshkosh (Oshkosh)	W 6-2
O 3	UW-Stevens Point (Stevens Point)	L 26-2
O 10	St. Mary's, Minn. (Winona, Minn.)	L 13-6
O 24	Marquette Freshmen (De Pere)	T 0-0
N 7	UW-Platteville (De Pere)	W 38-0

1932 (2-2-1)

Date	Opponent (Site)	Result
S 24	UW-Oshkosh (De Pere)	W 13-7
O 1	Lawrence (Appleton)	T 0-0
O 7	St. Mary's, Minn. (Green Bay)	L 25-0
O 29	UW-Whitewater (Whitewater)	L 12-0
N 5	UW-Stevens Point (Green Bay)	W 13-12

1933 (0-5-1)

Date	Opponent (Site)	Result
S 23	UW-Oshkosh (Oshkosh)	T 0-0
O 7	UW-Stevens Point (Stevens Point)	L 22-0
O 14	UW-Oshkosh (De Pere)	L 6-0
O 21	Lawrence (Appleton)	L 14-0
O 28	UW-Milwaukee (Milwaukee)	L 18-7
N 10	UW-Whitewater (De Pere)	L 20-6

1934 (1-4-2)

Date	Opponent (Site)	Result
S 22	UW-Oshkosh (De Pere)	T 0-0
S 29	Lawrence (Appleton)	L 14-0
O 6	Michigan Tech (De Pere)	L 13-0
O 20	UW-Oshkosh (Oshkosh)	L 13-6
O 27	UW-Whitewater (Whitewater)	L 25-6
N 4	Jordan (Marinette)	L 21-7
N 10	UW-Milwaukee (Milwaukee)	W 14-13

1935 (3-1-4)

Date	Opponent (Site)	Result
S 21	UW-Oshkosh (De Pere)	T 12-12
S 28	UW-Stevens Point (Stevens Point)	L 13-0
O 5	Michigan Tech (De Pere)	W 13-0
O 12	Lawrence (Appleton)	T 0-0
O 19	Carroll (Waukesha)	W 7-0
O 26	UW-Milwaukee (Milwaukee)	W 12-7
N 3	Jordan (De Pere)	T 0-0
N 10	St. Viator (Bourbonnais, Ill.)	T 7-7

1936 (7-1)

Date	Opponent (Site)	Result
S 19	St. Mary's, Minn. (De Pere)	W 32-0
S 26	Carroll (Waukesha)	L 19-6
O 3	Michigan Tech (Houghton, Mich.)	W 46-0
O 18	Jordan (Marinette)	W 25-0
O 24	UW-Stevens Point (Stevens Point)	W 9-0
O 31	UW-Milwaukee (De Pere)	W 20-6
N 7	St. Viator (De Pere)	W 9-7
N 14	UW-Oshkosh (Oshkosh)	W 19-12

1937 (5-2)

Date	Opponent (Site)	Result
S 18	St. Mary's, Minn. (Winona, Minn.)	W 20-7
S 25	UW-Stevens Point (Stevens Point)	W 7-0
O 2	UW-Milwaukee (Milwaukee)	W 18-7
O 9	Carroll (Waukesha)	L 14-7
O 16	Gustavus Adolphus (De Pere)	L 19-14
N 6	St. Viator (Bourbonnais, Ill.)	W 12-7
N 13	Michigan Tech (De Pere)	W 33-0

1938 (4-3)

Date	Opponent (Site)	Result
S 24	St. John's, Minn. (De Pere)	W 28-6
O 1	Michigan Tech (Houghton, Mich.)	W 13-0
O 7	South Dakota State (De Pere)	W 9-0
O 16	St. Benedict, Kan. (De Pere)	L 25-6
O 28	UW-Milwaukee (Milwaukee)	W 13-0
N 5	Carroll (Waukesha)	L 6-0
N 12	Gustavus Adolphus (De Pere)	L 14-6

1939 (2-4-1)

Date	Opponent (Site)	Result
S 23	Wheaton, Ill. (De Pere)	T 0-0
S 30	St. John's, Minn. (Collegeville, Minn.)	L 26-6
O 15	St. Benedict, Kan. (Atchison, Kan.)	L 28-6
O 21	Michigan Tech (De Pere)	W 20-0
O 28	Gustavus Adolphus (De Pere)	L 13-2
N 7	Carroll (De Pere)	W 13-12
N 15	St. Joseph, Ind. (Rensselaer, Ind.)	L 18-13

1940 (3-3-1)

Date	Opponent (Site)	Result
S 21	Wheaton, Ill. (De Pere)	W 31-14
S 27	South Dakota State (Brookings, S.D.)	L 6-0
O 5	Gustavus Adolphus (De Pere)	W 26-7
O 19	Carroll (Waukesha)	W 26-10
O 26	UW-Milwaukee (Milwaukee)	L 14-12
N 3	St. Ambrose (Davenport, Iowa)	L 7-0
N 10	St. Joseph, Ind. (De Pere)	T 6-6

1941 (6-2)

Date	Opponent (Site)	Result
S 26	Gustavus Adolphus (St. Peter, Minn.)	W 14-6
O 3	Camp Grant (Camp Grant, Ill.)	L 7-0
O 11	UW-Milwaukee (De Pere)	W 28-6
O 18	Michigan Tech (De Pere)	W 25-0
O 25	Carroll (De Pere)	W 7-0
N 2	St. Ambrose (Davenport, Iowa)	W 7-0
N 9	St. Joseph, Ind. (De Pere)	L 10-0
N 16	Loras (Dubuque, Iowa)	W 18-3

1942 (1-6)

Date	Opponent (Site)	Result
O 3	Gustavus Adolphus (De Pere)	L 2-0
O 11	St. Ambrose (Davenport, Iowa)	L 26-0
O 17	Michigan Tech (Houghton, Mich.)	W 7-0
O 24	Carroll (Waukesha)	L 13-6
O 31	Loras (De Pere)	L 18-0
N 8	St. Joseph, Ind. (De Pere)	L 19-0
N 14	Camp Grant (Camp Grant, Ill.)	L 40-6

1946 (8-0)

Date	Opponent (Site)	Result
S 21	UW-Stevens Point (Stevens Point)	W 54-0
S 28	UW-Whitewater (De Pere)	W 19-12
O 12	UW-Oshkosh (Oshkosh)	W 39-0
O 19	Loras (De Pere)	W 27-7
O 26	UW-La Crosse (De Pere)	W 20-0
N 2	UW-Milwaukee (Milwaukee)	W 22-0
N 10	St. Ambrose (Davenport, Iowa)	W 19-7
N 17	St. Joseph, Ind. (Rensselaer, Ind.)	W 23-0

1947 (7-1, 2-1 Midlands)

Date	Opponent (Site)	Result
S 21	St. Thomas, Minn. (St. Paul, Minn.)	W 7-6
S 27	Michigan Tech (De Pere)	W 41-7
O 5	St. Joseph, Ind. (De Pere)	W 26-7
O 19	Loras (Dubuque, Iowa)	L 6-0
O 25	UW-Milwaukee (De Pere)	W 19-7
N 2	St. Ambrose (De Pere)	W 13-7
N 5	UW-Oshkosh (Oshkosh)	W 20-7
N 15	UW-La Crosse (De Pere)	W 8-6

1948 (4-5, 1-2 Midlands)

Date	Opponent (Site)	Result
S 18	St. Thomas, Minn. (De Pere)	L 27-26
S 24	Gustavus Adolphus (St. Peter, Minn.)	L 13-0
O 2	Northland (De Pere)	W 66-0
O 9	St. Ambrose (Davenport, Iowa)	L 21-7
O 16	Fort Belvoir (De Pere)	W 44-7
O 23	Loras (De Pere)	W 13-6
O 30	Illinois State (Normal, Ill.)	L 16-14
N 6	UW-Milwaukee (Milwaukee)	W 13-12
N 14	St. Joseph, Ind. (Rensselaer, Ind.)	L 13-7

1949 (4-4, 2-1 Midlands)

Date	Opponent (Site)	Result
S 17	Northland (Ashland)	W 54-0
S 24	Gustavus Adolphus (De Pere)	L 20-0
S 30	Canisius (Buffalo, N.Y.)	L 26-6
O 8	St. Ambrose (De Pere)	L 32-21
O 15	Evansville (Evansville, Ind.)	L 47-7
O 29	St. Joseph, Ind. (De Pere)	W 39-0
N 6	Loras (Dubuque, Iowa)	W 21-20
N 12	UW-Milwaukee (De Pere)	W 28-0

1950 (7-0, 4-0 Midlands)

Date	Opponent (Site)	Result
S 16	UW-Milwaukee (Milwaukee)	W 26-6
S 23	Quincy (De Pere)	W 20-0
O 1	St. Joseph, Ind. (Rensselaer, Ind.)	W 26-0
O 7	Great Lakes Naval (De Pere)	W 34-20
O 15	St. Ambrose (Davenport, Iowa)	W 17-13
O 21	Lewis (De Pere)	W 42-7
N 4	Loras (De Pere)	W 23-7

1951 (4-4, 2-2 Midlands)

Date	Opponent (Site)	Result
S 8	St. Ambrose (Green Bay - CS)	L 14-7
S 15	St. John's, Minn. (De Pere)	W 35-18
S 23	Quincy (Quincy, Ill.)	L 26-13
S 29	St. Joseph, Ind. (De Pere)	W 19-7
O 6	Great Lakes Naval (Great Lakes, Ill.)	L 26-14
O 21	Lewis (Romeoville, Ill.)	L 14-12
N 4	Loras (Dubuque, Iowa)	W 48-6
N 10	UW-Milwaukee (Milwaukee)	W 35-0

1952 (6-0, 4-0 Midlands)

Date	Opponent (Site)	Result
S 18	UW-La Crosse (La Crosse)	W 14-0
O 4	Great Lakes Naval (Green Bay - CS)	W 20-14
O 12	St. Ambrose (Davenport, Iowa)	W 7-0
O 18	Lewis (De Pere)	W 7-6
N 1	Loras (De Pere)	W 21-0
N 9	St. Joseph, Ind. (Rensselaer, Ind.)	W 36-0

1953 (4-4, 1-3 Midlands)

Date	Opponent (Site)	Result
S 19	UW-La Crosse (Green Bay - CS)	L 12-7
S 26	Great Lakes Naval (Great Lakes, Ill.)	L 48-12
O 3	UW-Superior (De Pere)	W 25-6
O 10	St. Ambrose (De Pere)	W 26-14
O 18	Lewis (Romeoville, Ill.)	L 14-7
O 25	Quincy (Quincy, Ill.)	W 21-0
N 1	Loras (Dubuque, Iowa)	W 20-14
N 7	St. Joseph, Ind. (De Pere)	L 12-7

1954 (3-4-1)

Date	Opponent (Site)	Result
S 17	UW-La Crosse (La Crosse)	L 41-13
S 25	Loras (De Pere)	L 14-7
O 2	Michigan Tech (Houghton, Mich.)	W 20-14
O 9	Carroll (De Pere)	W 10-0
O 16	St. Ambrose (Davenport, Iowa)	L 28-14
O 23	Lewis (De Pere)	L 13-7
O 30	UW-Whitewater (Whitewater)	W 40-0
N 6	UW-Stevens Point (De Pere)	T 13-13

1955 (2-5-1)

Date	Opponent (Site)	Result
S 17	UW-La Crosse (De Pere)	T 7-7
S 25	Loras (Dubuque, Iowa)	W 13-6
O 1	Michigan Tech (De Pere)	L 19-13
O 15	St. Ambrose (De Pere)	L 34-0
O 22	Lewis (Romeoville, Ill.)	L 20-14
O 29	UW-Whitewater (De Pere)	W 33-7
N 5	UW-Stevens Point (Stevens Point)	L 45-28
N 12	Carroll (Waukesha)	L 27-20

1956 (8-1)

Date	Opponent (Site)	Result
S 15	UW-Eau Claire (Eau Claire)	W 26-7
S 22	Carroll (Waukesha)	W 26-20
S 29	Michigan Tech (Houghton, Mich.)	W 39-13
O 6	Loras (De Pere)	W 32-9
O 14	St. Ambrose (Davenport, Iowa)	L 28-12
O 20	Lewis (De Pere)	W 20-13
O 27	UW-Whitewater (De Pere)	W 32-14
N 3	UW-Platteville (De Pere)	W 38-14
N 10	UW-La Crosse (La Crosse)	W 35-14

1957 (8-0)

Date	Opponent (Site)	Result
S 14	UW-Eau Claire (De Pere)	W 33-6
S 21	Carroll (De Pere)	W 38-13
S 28	Minn. State-Mankato (Mankato, Minn.)	W 14-6
O 6	Loras (Dubuque, Iowa)	W 29-7
O 12	St. Ambrose (De Pere)	W 33-20
O 26	UW-Whitewater (Whitewater)	W 19-7
N 2	Michigan Tech (De Pere)	W 43-19
N 9	UW-La Crosse (De Pere)	W 41-6

1958 (3-6)

Date	Opponent (Site)	Result
S 13	UW-Eau Claire (De Pere)	W 36-14
S 20	UW-La Crosse (La Crosse)	L 22-6
S 27	Michigan Tech (Houghton, Mich.)	L 20-18
O 4	Loras (De Pere)	W 20-18
O 12	St. Ambrose (Davenport, Iowa)	L 32-20
O 18	Augustana, S.D. (Sioux Falls, S.D.)	L 21-20
O 25	Northern Michigan (Marquette, Mich.)	L 19-0
N 1	Minn. State-Mankato (De Pere)	W 48-26
N 8	UW-Whitewater (De Pere)	L 34-8

All-Time Results

1959 (0-6-1)

Date	Opponent (Site)	Result
S 13	St. Thomas, Minn. (De Pere)	L 27-14
S 19	UW-La Crosse (De Pere)	L 56-26
O 4	Loras (Dubuque, Iowa)	L 13-7
O 10	St. Ambrose (De Pere)	L 21-14
O 17	Augustana, S.D. (De Pere)	L 47-34
O 31	Minn. State-Mankato (Mankato, Minn.)	L 20-6
N 7	UW-Whitewater (Fort Atkinson)	T 0-0
N 14	Northern Michigan (De Pere)	cancelled

1960 (4-4-1)

Date	Opponent (Site)	Result
S 10	St. Thomas, Minn. (St. Paul, Minn.)	L 22-15
S 17	UW-La Crosse (La Crosse)	L 34-13
S 24	Carroll (De Pere)	W 9-0
O 8	Graceland (Lamoni, Iowa)	W 40-8
O 14	Northern Michigan (Marquette, Mich.)	L 46-6
O 22	Ferris State (Big Rapids, Mich.)	L 29-0
O 29	Minn. State-Mankato (Green Bay - LF)	W 29-14
N 5	UW-Whitewater (De Pere)	T 20-20
N 12	Michigan Tech (De Pere)	W 26-7

1961 (7-2)

Date	Opponent (Site)	Result
S 10	St. Thomas, Minn. (De Pere)	W 27-12
S 16	UW-La Crosse (De Pere)	W 14-3
S 23	Michigan Tech (Houghton, Mich.)	W 7-6
S 30	Ferris State (Big Rapids, Mich.)	W 35-7
O 7	Lakeland (Sheboygan)	W 25-0
O 14	Northern Michigan (De Pere)	L 36-7
O 21	Norland (Ashland)	W 41-14
O 28	Luther (Decorah, Iowa)	W 14-0
N 4	UW-Whitewater (Whitewater)	L 12-7

1962 (7-2)

Date	Opponent (Site)	Result
S 9	St. Thomas, Minn. (St. Paul, Minn.)	W 27-12
S 15	UW-La Crosse (La Crosse)	W 21-13
S 22	Lakeland (De Pere)	W 42-0
S 29	Norland (De Pere)	W 54-12
O 6	Ferris State (Big Rapids, Mich.)	W 25-16
O 13	Northern Michigan (Marquette, Mich.)	L 20-6
O 20	Augustana, S.D. (Sioux Falls, S.D.)	L 20-13
O 27	Morningside (De Pere)	W 42-14
N 10	UW-Whitewater (De Pere)	W 34-14

1963 (6-3)

Date	Opponent (Site)	Result
S 14	UW-La Crosse (De Pere)	W 28-6
S 21	Carroll (Waukesha)	W 13-7
S 28	Hillsdale (Hillsdale, Mich.)	W 20-17
O 5	Ferris State (De Pere)	W 27-14
O 19	Augustana, S.D. (De Pere)	W 42-38
O 26	Morningside (Sioux City, Iowa)	L 27-14
N 2	Northern Michigan (De Pere)	L 24-20
N 9	UW-Whitewater (Whitewater)	L 32-27
N 16	St. Thomas, Minn. (De Pere)	W 14-12

1964 (5-2-2)

Date	Opponent (Site)	Result
S 14	UW-La Crosse (De Pere)	W 34-7
S 19	St. Thomas, Minn. (St. Paul, Minn.)	W 23-6
S 26	Hillsdale (De Pere)	T 7-7
O 3	Ferris State (Big Rapids, Mich.)	W 43-7
O 10	Western Illinois (Macomb, Ill.)	L 23-22
O 17	Northern Michigan (Marquette, Mich.)	L 34-6
O 24	UW-Whitewater (De Pere)	W 20-7
O 31	St. Cloud State (De Pere)	W 29-7
N 5	Youngstown State (Youngstown, Ohio)	T 7-7

1965 (6-3)

Date	Opponent (Site)	Result
S 11	UW-La Crosse (De Pere)	W 20-6
S 18	St. Thomas, Minn. (De Pere)	W 19-7
S 25	Hillsdale (Hillsdale, Mich.)	W 27-21
O 2	Ferris State (Big Rapids, Mich.)	W 41-0
O 9	Western Illinois (De Pere)	W 46-13
O 16	Northern Michigan (De Pere)	L 13-6
O 23	UW-Whitewater (Whitewater)	L 27-8
O 30	Minn. State-Mankato (Mankato, Minn.)	L 23-7
N 6	Luther (De Pere)	W 21-20

1966 (7-1-1)

Date	Opponent (Site)	Result
S 11	St. Thomas, Minn. (De Pere)	T 7-7
S 17	St. Cloud State (De Pere)	W 20-7
O 1	Ferris State (Big Rapids, Mich.)	W 25-0
O 8	Western Illinois (Macomb, Ill.)	W 30-6
O 15	Northern Michigan (Marquette, Mich.)	L 37-0
O 22	UW-Oshkosh (De Pere)	W 40-18
O 29	Minn. State-Mankato (De Pere)	W 20-0
N 5	UW-Milwaukee (Shorewood)	W 30-8
N 12	Hillsdale (Hillsdale, Mich.)	W 34-7

1967 (5-4)

Date	Opponent (Site)	Result
S 16	St. Thomas, Minn. (St. Paul, Minn.)	L 12-7
S 23	St. Cloud State (St. Cloud, Minn.)	L 22-19
S 30	Ferris State (De Pere)	W 26-7
O 7	Western Illinois (De Pere)	W 26-0
O 14	UW-Whitewater (Whitewater)	L 13-6
O 21	UW-Oshkosh (Oshkosh)	W 26-13
O 28	Northern Michigan (De Pere)	L 24-23
N 4	UW-Milwaukee (De Pere)	W 25-6
N 11	Hillsdale (De Pere)	W 13-7

1968 (6-2-1)

Date	Opponent (Site)	Result
S 14	St. Thomas, Minn. (De Pere)	W 26-0
S 21	UW-Stevens Point (De Pere)	W 27-21
S 28	UW-River Falls (River Falls)	W 42-13
O 5	UW-La Crosse (La Crosse)	W 34-14
O 12	UW-Whitewater (De Pere)	T 21-21
O 19	UW-Oshkosh (De Pere)	W 21-20
N 2	UW-Milwaukee (Milwaukee - County)	L 14-7
N 9	St. Cloud State (De Pere)	W 42-0
N 16	Hillsdale (Hillsdale, Mich.)	L 7-0

1969 (5-4)

Date	Opponent (Site)	Result
S 20	St. Thomas, Minn. (St. Paul, Minn.)	W 27-6
S 27	St. Cloud State (St. Cloud, Minn.)	W 28-26
O 4	UW-River Falls (De Pere)	W 48-0
O 11	UW-La Crosse (De Pere)	L 17-13
O 18	UW-Whitewater (Whitewater)	L 33-26
O 25	Northern Michigan (Marquette, Mich.)	W 25-10
N 1	UW-Milwaukee (De Pere)	W 48-7
N 8	Louisiana-Lafayette (Lafayette, La.)	L 48-37
N 15	Hillsdale (De Pere)	L 38-6

1970 (6-3)

Date	Opponent (Site)	Result
S 19	St. Thomas, Minn. (De Pere)	W 32-21
S 26	UW-Stevens Point (Stevens Point)	W 20-13
O 3	Minn. State-Mankato (Mankato, Minn.)	L 43-6
O 10	UW-La Crosse (La Crosse)	W 34-0
O 17	UW-Whitewater (De Pere)	L 23-20
O 24	UW-Oshkosh (De Pere)	W 10-7
O 31	UW-Milwaukee (Milwaukee - County)	W 28-21
N 7	Dubuque (De Pere)	W 62-0
N 14	Hillsdale (Hillsdale, Mich.)	L 31-20

1971 (5-5)

Date	Opponent (Site)	Result
S 11	Indiana, Pa. (Indiana, Pa.)	L 26-7
S 18	St. Thomas, Minn. (St. Paul, Minn.)	L 28-14
S 25	UW-Stevens Point (De Pere)	W 25-9
O 2	Hillsdale (Hillsdale, Mich.)	L 37-21
O 9	UW-La Crosse (De Pere)	W 14-12
O 16	UW-Whitewater (Whitewater)	L 38-0
O 23	UW-Oshkosh (Oshkosh)	W 10-7
O 30	UW-Milwaukee (De Pere)	W 24-6
N 6	Northern Michigan (De Pere)	L 23-0
N 13	St. Cloud State (De Pere)	W 16-14

1972 (4-5)

Date	Opponent (Site)	Result
S 9	UW-Stout (Menomonie)	W 20-0
S 16	St. Thomas, Minn. (De Pere)	L 8-6
S 23	UW-Stevens Point (Stevens Point)	W 19-3
S 30	Northern Michigan (Marquette, Mich.)	L 27-0
O 7	Hillsdale (De Pere)	L 47-3
O 14	UW-Whitewater (De Pere)	L 30-2
O 21	UW-Oshkosh (Oshkosh)	W 7-3
O 28	UW-Milwaukee (Shorewood)	W 7-0
N 4	Eastern Michigan (De Pere)	L 42-14

1973 (4-5)

Date	Opponent (Site)	Result
S 8	UW-Platteville (Platteville)	L 14-12
S 15	St. Thomas, Minn. (St. Paul, Minn.)	L 24-12
S 22	UW-Stevens Point (De Pere)	W 26-3
S 29	Eastern Michigan (Ypsilanti, Mich.)	L 47-14
O 6	Hillsdale (Hillsdale, Mich.)	L 26-14
O 13	UW-Whitewater (Whitewater)	L 3-0
O 20	UW-Oshkosh (De Pere)	W 17-10
O 27	UW-Milwaukee (De Pere)	W 24-7
N 3	Northern Michigan (De Pere)	W 14-7

1974 (8-2)

Date	Opponent (Site)	Result
S 7	Northeastern Illinois (Chicago, Ill.)	W 34-0
S 14	St. Thomas, Minn. (De Pere)	W 9-7
S 21	UW-Stevens Point (Stevens Point)	W 13-10
S 28	Northern Michigan (Marquette, Mich.)	W 34-20
O 5	Hillsdale (De Pere)	L 14-6
O 12	UW-Whitewater (De Pere)	W 13-12
O 19	UW-Oshkosh (Oshkosh)	W 22-7
O 26	UW-Milwaukee (Milwaukee - Marquette)	L 53-0
N 2	UW-Platteville (De Pere)	W 6-0
N 9	Northwood (De Pere)	W 8-6

1975 (6-4)

Date	Opponent (Site)	Result
S 6	Northeastern Illinois (De Pere)	W 41-7
S 13	UW-Stevens Point (De Pere)	W 27-24
S 20	St. Thomas, Minn. (St. Paul, Minn.)	L 26-8 *
O 4	Hillsdale (Hillsdale, Mich.)	L 31-23
O 11	Saginaw Valley State (University Center, Mich.)	W 10-6
O 18	UW-Oshkosh (De Pere)	W 28-7
O 25	Monmouth (Monmouth, Ill.)	W 55-40
N 1	UW-Platteville (Platteville)	L 30-23
N 8	Northern Michigan (De Pere)	L 42-14
N 15	Butler (Indianapolis, Ind.)	L 28-15

* - later forfeited to St. Norbert

1976 (2-8)

Date	Opponent (Site)	Result
S 11	UW-Whitewater (De Pere)	W 6-3
S 18	Northern Michigan (Marquette, Mich.)	L 65-0
S 25	UW-Stevens Point (Stevens Point)	L 37-12
O 2	Hillsdale (De Pere)	L 55-20
O 9	North Dakota State (Fargo, N.D.)	L 62-29
O 16	Northwood (Midland, Mich.)	L 21-3
O 23	UW-Oshkosh (Oshkosh)	L 28-7
O 30	Saginaw Valley State (De Pere)	W 15-14
N 6	UW-Platteville (De Pere)	L 12-7
N 13	Ferris State (Big Rapids, Mich.)	L 42-0

1977 (0-10)

Date	Opponent (Site)	Result
S 3	UW-Whitewater (Whitewater)	L 41-0
S 10	UW-Eau Claire (De Pere)	L 20-13
S 17	St. Thomas, Minn. (St. Paul, Minn.)	L 24-0
S 24	UW-Stevens Point (De Pere)	L 45-8
O 1	Hillsdale (Hillsdale, Mich.)	L 34-7
O 8	Northwood (De Pere)	L 29-13
O 22	UW-Oshkosh (De Pere)	L 17-7
O 29	Saginaw Valley State (University Center, Mich.)	L 26-0
N 5	UW-Platteville (Platteville)	L 46-15
N 12	Ferris State (De Pere)	L 31-29

1978 (3-7)

Date	Opponent (Site)	Result
S 9	UW-Eau Claire (Eau Claire)	L 9-0
S 16	Maranatha Baptist (De Pere)	W 56-0
S 23	UW-Stevens Point (Stevens Point)	L 21-13
S 30	Hillsdale (De Pere)	L 48-15
O 7	Saginaw Valley State (De Pere)	L 16-7
O 14	Northwood (Midland, Mich.)	W 22-21
O 21	UW-Oshkosh (Oshkosh)	L 28-14
O 28	Butler (De Pere)	W 20-6
N 4	UW-Platteville (De Pere)	L 35-27
N 11	Dayton (Dayton, Ohio)	L 27-14

1979 (1-9)

Date	Opponent (Site)	Result
S 1	Ripon (Ripon)	L 30-12
S 8	UW-Eau Claire (De Pere)	L 33-18
S 22	UW-Stevens Point (De Pere)	W 15-0
S 29	Hillsdale (Hillsdale, Mich.)	L 31-14
O 6	Valparaiso (Valparaiso, Ind.)	L 23-7
O 13	Northwood (De Pere)	L 26-10
O 20	UW-Oshkosh (De Pere)	L 20-14
O 27	Butler (Indianapolis, Ind.)	L 24-7
N 3	UW-Platteville (De Pere)	L 17-10
N 10	Dayton (De Pere)	L 24-22

1980 (3-6)

Date	Opponent (Site)	Result
S 6	St. Thomas, Minn. (De Pere)	W 17-14
S 13	UW-Eau Claire (Eau Claire)	L 24-13
S 20	UW-Stevens Point (Stevens Point)	L 41-31
S 27	Hillsdale (De Pere)	L 16-7
O 4	Loras (De Pere)	W 28-25
O 11	Northwood (Midland, Mich.)	L 24-7
O 18	UW-Oshkosh (Oshkosh)	L 20-19
O 25	UW-Stout (De Pere)	W 21-0
N 1	UW-Platteville (De Pere)	L 37-17

All-Time Results

1981 (2-7)

Date	Opponent (Site)	Result
S 5	DePauw (De Pere)	L 31-7
S 12	Ripon (De Pere)	L 14-10
S 19	Olivet (Olivet, Mich.)	L 15-9
S 26	UW-Stevens Point (De Pere)	W 10-7
O 3	Hillsdale (Hillsdale, Mich.)	L 34-7
O 10	Loras (Dubuque, Iowa)	W 27-8
O 24	UW-Oshkosh (De Pere)	L 6-0
O 31	UW-Stout (Menomonie)	L 27-6
N 7	UW-Platteville (Platteville)	L 21-7

1982 (4-6)

Date	Opponent (Site)	Result
S 11	Monmouth (De Pere)	W 30-0
S 18	Dubuque (Dubuque, Iowa)	L 38-12
S 25	UW-Stevens Point (Stevens Point)	L 14-7 *
O 2	Adrian (De Pere)	L 28-0
O 9	Ripon (De Pere)	L 17-16
O 16	Lawrence (Appleton)	L 20-15
O 23	UW-Oshkosh (Oshkosh)	L 28-0
N 6	UW-Platteville (De Pere)	L 35-15
N 13	Michigan Tech (Houghton, Mich.)	W 24-15
N 20	*Fordham (Green Bay - LF)	W 14-10

* - UW-Stevens Point later forfeited to St. Norbert

1983 (3-7)

Date	Opponent (Site)	Result
S 10	Monmouth (Monmouth, Ill.)	W 24-14
S 17	Dubuque (De Pere)	L 30-17
S 24	UW-Stevens Point (De Pere)	L 24-7
O 1	Adrian (Adrian, Mich.)	L 52-14
O 8	Ripon (Ripon)	L 26-14
O 15	Lawrence (De Pere)	L 13-11
O 22	UW-Oshkosh (De Pere)	L 42-8
N 5	UW-Platteville (De Pere)	W 25-7
N 12	Michigan Tech (De Pere)	W 56-13
N 19	*Fordham (Green Bay - LF)	W 18-9

1984 (6-2, 6-1 MWC)

Date	Opponent (Site)	Result
S 15	Michigan Tech (De Pere)	L 41-14
S 22	Monmouth (Monmouth, Ill.)	W 26-24
S 29	Illinois College (De Pere)	W 42-6
O 6	Lake Forest (Lake Forest, Ill.)	W 21-15
O 13	Lawrence (Appleton)	W 20-7
O 20	Ripon (De Pere)	W 25-16
O 27	Beloit (De Pere)	L 15-13
N 3	Chicago (Chicago, Ill.)	W 27-0

1985 (6-2-1, 6-1 MWC)

Date	Opponent (Site)	Result
S 14	Michigan Tech (Houghton, Mich.)	L 22-21
S 21	Monmouth (De Pere)	W 29-24
S 28	Illinois College (Jacksonville, Ill.)	W 15-3
O 5	Lake Forest (De Pere)	W 18-7
O 12	Lawrence (De Pere)	W 17-7
O 19	Ripon (Ripon)	W 45-20
O 26	Beloit (Beloit)	W 39-16
N 2	Chicago (De Pere)	L 7-6
N 9	%Coe (Cedar Rapids, Iowa)	T 7-7

1986 (3-6, 3-4 MWC)

Date	Opponent (Site)	Result
S 13	Michigan Tech (De Pere)	L 34-30
S 20	Dayton (Dayton, Ohio)	L 49-21
S 27	Cornell, Iowa (Mt. Vernon, Iowa)	L 17-13
O 4	Grinnell (De Pere)	W 35-6
O 11	Lake Forest (Lake Forest, Ill.)	L 21-17
O 18	Lawrence (Appleton)	L 13-10
O 25	Ripon (De Pere)	W 28-14
N 1	Beloit (De Pere)	L 27-7
N 8	Chicago (Chicago, Ill.)	W 24-15

1987 (7-3, 6-1 MWC)

Date	Opponent (Site)	Result
S 12	Michigan Tech (Houghton, Mich.)	L 31-17
S 19	Dayton (Dayton, Ohio)	L 31-8
S 26	Cornell, Iowa (De Pere)	W 52-14
O 3	Grinnell (Grinnell, Iowa)	W 57-10
O 10	Lake Forest (De Pere)	W 38-0
O 17	Lawrence (De Pere)	L 20-0
O 24	Ripon (Ripon)	W 31-28
O 31	Beloit (Beloit)	W 27-9
N 7	Chicago (De Pere)	W 23-7
N 14	%Monmouth (Monmouth, Ill.)	W 20-15

1988 (8-2, 6-0 MWC)

Date	Opponent (Site)	Result
S 10	UW-Stevens Point (Stevens Point)	L 38-15
S 17	Benedictine, Ill. (De Pere)	W 30-12
S 24	Coe (Cedar Rapids, Iowa)	W 17-0
O 1	Knox (De Pere)	W 23-14
O 8	Lake Forest (Lake Forest, Ill.)	W 49-8
O 15	Lawrence (Appleton)	W 28-15
O 22	Ripon (De Pere)	W 50-14
O 29	Beloit (De Pere)	W 38-7
N 5	Michigan Tech (Houghton, Mich.)	L 28-13
N 12	%Monmouth (De Pere)	W 12-0

1989 (8-3, 6-0 MWC)

Date	Opponent (Site)	Result
S 9	UW-Stevens Point (De Pere)	L 31-20
S 16	Benedictine, Ill. (Lisle, Ill.)	L 14-10
S 23	Coe (De Pere)	W 21-13
S 30	Knox (Galesburg, Ill.)	W 42-14
O 7	Lake Forest (De Pere)	W 41-0
O 14	Lawrence (De Pere)	W 33-7
O 21	Ripon (Ripon)	W 31-7
O 28	Beloit (Beloit)	W 35-14
N 4	Michigan Tech (De Pere)	W 32-23
N 11	%Monmouth (Monmouth, Ill.)	W 17-6
N 18	#Central (Pella, Iowa)	L 55-7

1990 (4-5, 4-2 MWC)

Date	Opponent (Site)	Result
S 8	UW-Oshkosh (Oshkosh)	L 28-6
S 15	Michigan Tech (De Pere)	L 28-12
S 22	Monmouth (Monmouth, Ill.)	L 33-32
S 29	Illinois College (De Pere)	W 29-0
O 6	Lake Forest (Lake Forest, Ill.)	W 19-7
O 13	Lawrence (Appleton)	W 24-14
O 20	Ripon (De Pere)	W 33-14
O 27	Beloit (De Pere)	L 16-10 (OT)
N 3	Drake (Des Moines, Iowa)	L 26-7

1991 (4-5, 2-2 MWC)

Date	Opponent (Site)	Result
S 7	UW-Oshkosh (De Pere)	L 16-10
S 14	Michigan Tech (Houghton, Mich.)	L 41-0
S 21	Monmouth (De Pere)	W 24-7
S 28	Illinois College (Jacksonville, Ill.)	W 21-0
O 5	Lake Forest (De Pere)	W 31-7
O 12	Lawrence (De Pere)	W 22-18
O 19	Ripon (Ripon)	L 15-6
O 26	Beloit (Beloit)	L 7-0
N 2	Drake (De Pere)	L 6-0

1992 (4-5, 3-2 MWC)

Date	Opponent (Site)	Result
S 12	UW-Oshkosh (Oshkosh)	L 20-14
S 19	Concordia, Wis. (De Pere)	L 14-13
S 26	Cornell, Iowa (Mt. Vernon, Iowa)	L 28-15
O 3	Grinnell (De Pere)	W 44-12
O 10	Lake Forest (Lake Forest, Ill.)	W 21-14
O 17	Lawrence (Appleton)	L 27-26
O 24	Ripon (De Pere)	W 16-14
O 31	Beloit (De Pere)	W 21-6
N 7	Carroll (Waukesha)	L 40-7

1993 (6-3, 3-2 MWC)

Date	Opponent (Site)	Result
S 11	UW-Oshkosh (De Pere)	L 28-12
S 18	Concordia, Wis. (Mequon)	L 17-16
S 25	Cornell, Iowa (De Pere)	W 40-26
O 2	Grinnell (Grinnell, Iowa)	W 42-21
O 9	Lake Forest (De Pere)	W 34-14
O 16	Lawrence (De Pere)	W 42-36
O 23	Ripon (Ripon)	W 26-22
O 30	Beloit (Beloit)	L 14-7
N 6	Carroll (De Pere)	L 57-41

1994 (6-3, 4-1 MWC)

Date	Opponent (Site)	Result
S 10	UW-Oshkosh (Oshkosh)	L 29-22
S 17	Concordia, Wis. (De Pere)	W 13-10 (OT)
S 24	Coe (Cedar Rapids, Iowa)	L 47-22
O 1	Knox (De Pere)	W 17-10
O 8	Lake Forest (Lake Forest, Ill.)	W 31-29
O 15	Lawrence (Appleton)	W 57-29
O 22	Ripon (De Pere)	W 21-15
O 29	Beloit (De Pere)	L 33-30
N 5	Carroll (Waukesha)	W 16-6

1995 (1-8, 1-4 MWC)

Date	Opponent (Site)	Result
S 9	UW-Oshkosh (De Pere)	L 45-12
S 16	Concordia, Wis. (Mequon)	L 36-13
S 23	Coe (De Pere)	L 22-0
S 30	Knox (Galesburg, Ill.)	L 34-30
O 7	Lake Forest (De Pere)	W 21-17
O 14	Lawrence (De Pere)	L 47-31
O 21	Ripon (Ripon)	L 21-20
O 28	Beloit (Beloit)	L 22-16
N 4	Carroll (De Pere)	L 33-19

1996 (5-4, 4-1 MWC)

Date	Opponent (Site)	Result
S 7	UW-Oshkosh (Oshkosh)	L 44-0
S 14	Drake (De Pere)	L 31-0
S 21	Monmouth (Monmouth, Ill.)	L 21-7
S 28	Illinois College (De Pere)	W 56-15
O 5	Lake Forest (Lake Forest, Ill.)	W 24-17
O 12	Lawrence (Appleton)	W 24-20
O 19	Ripon (De Pere)	L 31-28
O 26	Beloit (De Pere)	W 28-25
N 2	Carroll (Waukesha)	W 27-0

1997 (4-5, 2-3 MWC)

Date	Opponent (Site)	Result
S 6	UW-Oshkosh (De Pere)	L 62-17
S 13	Drake (Des Moines, Iowa)	L 48-7
S 20	Monmouth (De Pere)	W 41-14
S 27	Illinois College (Jacksonville, Ill.)	W 70-13
O 4	Lake Forest (De Pere)	W 28-21
O 11	Lawrence (De Pere)	L 27-24
O 18	Ripon (Ripon)	L 16-14
O 25	Beloit (Beloit)	L 21-20 (OT)
N 1	Carroll (De Pere)	W 18-17 (2 OT)

1998 (5-5, 0-0 MWC)

Date	Opponent (Site)	Result
S 12	UW-Oshkosh (Oshkosh)	L 42-10
S 19	Carroll (De Pere)	W 37-13
S 26	Lawrence (Appleton)	W 40-28
O 3	Ripon (De Pere)	L 23-15
O 10	Knox (Galesburg, Ill.)	L 21-19
O 17	Monmouth (Monmouth, Ill.)	W 27-6
O 24	Grinnell (De Pere)	L 49-28
O 31	Lake Forest (Lake Forest, Ill.)	W 17-16
N 7	Beloit (De Pere)	L 24-21
N 14	Illinois College (De Pere)	W 41-0

1999 (9-2, 9-0 MWC)

Date	Opponent (Site)	Result
S 11	UW-Oshkosh (De Pere)	L 24-14
S 18	Carroll (Waukesha)	W 28-3
S 25	Lawrence (De Pere)	W 43-14
O 2	Ripon (Ripon)	W 35-17
O 9	Knox (De Pere)	W 38-17
O 16	Monmouth (De Pere)	W 41-28
O 23	Grinnell (Grinnell, Iowa)	W 43-40 (OT)
O 30	Lake Forest (De Pere)	W 41-21
N 6	Beloit (Beloit)	W 35-10
N 13	Illinois College (Jacksonville, Ill.)	W 40-31
N 20	#Augustana, Ill. (Rock Island, Ill.)	L 39-32

2000 (10-1, 9-0 MWC)

Date	Opponent (Site)	Result
S 9	Hamline (St. Paul, Minn.)	W 34-22
S 16	Carroll (De Pere)	W 34-7
S 23	Lawrence (Appleton)	W 29-0
S 30	Ripon (De Pere)	W 54-31
O 7	Knox (Galesburg, Ill.)	W 21-0
O 14	Monmouth (Monmouth, Ill.)	W 45-0
O 21	Grinnell (De Pere)	W 34-0
O 28	Lake Forest (Lake Forest, Ill.)	W 34-13
N 4	Beloit (De Pere)	W 47-24
N 11	Illinois College (De Pere)	W 46-18
N 18	#Central (Pella, Iowa)	L 29-14

2001 (8-2, 7-1 MWC)

Date	Opponent (Site)	Result
S 8	Hamline (De Pere)	W 26-22
S 15	Carroll (Waukesha)	cancelled
S 22	Lawrence (De Pere)	W 51-8
S 29	Ripon (Ripon)	W 20-14
O 6	Knox (De Pere)	W 50-40
O 13	Monmouth (De Pere)	W 31-7
O 20	Grinnell (Grinnell, Iowa)	W 36-14
O 27	Lake Forest (De Pere)	W 52-28
N 3	Beloit (Beloit)	W 56-12
N 10	Illinois College (Jacksonville, Ill.)	L 41-40
N 17	#St. John's, Minn. (Collegeville, Minn.)	L 27-20

All-Time Results

2002 (9-1, 8-1 MWC)

Date	Opponent (Site)	Result
S 7	St. Thomas, Minn. (St. Paul, Minn.)	W 35-31
S 14	Beloit (De Pere)	W 51-32
S 21	Monmouth (Monmouth, Ill.)	W 28-21
S 28	Knox (Galesburg, Ill.)	W 47-29
O 5	Illinois College (De Pere)	W 60-9
O 12	Lawrence (De Pere)	W 55-0
O 19	Carroll (Waukesha)	W 63-14
O 26	Ripon (De Pere)	W 48-27
N 2	Grinnell (Grinnell, Iowa)	W 37-19
N 9	Lake Forest (De Pere)	L 17-0

2003 (11-1, 9-0 MWC)

Date	Opponent (Site)	Result
S 6	St. Thomas, Minn. (De Pere)	W 21-19
S 13	Beloit (Beloit)	W 41-6
S 20	Monmouth (De Pere)	W 38-15
S 27	Knox (De Pere)	W 24-0
O 4	Illinois College (Jacksonville, Ill.)	W 54-7
O 11	Lawrence (Appleton)	W 28-24
O 18	Carroll (De Pere)	W 63-27
O 25	Ripon (Ripon)	W 44-14
N 1	Grinnell (De Pere)	W 57-17
N 8	Lake Forest (Lake Forest, Ill.)	W 20-6
N 22	#Simpson (De Pere)	W 26-20 (2 OT)
N 29	##St. John's, Minn. (Collegeville, Minn.)	L 38-13

2004 (9-2, 9-0 MWC)

Date	Opponent (Site)	Result
S 4	UW-Whitewater (Whitewater)	L 41-9
S 11	Beloit (De Pere)	W 39-20
S 18	Monmouth (Monmouth, Ill.)	W 55-19
S 25	Knox (Galesburg, Ill.)	W 59-0
O 2	Illinois College (De Pere)	W 51-21
O 9	Lawrence (De Pere)	W 52-7
O 16	Carroll (Waukesha)	W 36-35
O 23	Ripon (De Pere)	W 58-14
O 30	Grinnell (Grinnell, Iowa)	W 45-21
N 6	Lake Forest (De Pere)	W 28-13
N 20	#UW-La Crosse (La Crosse)	L 37-23

2005 (8-2, 8-1 MWC)

Date	Opponent (Site)	Result
S 3	UW-Whitewater (De Pere)	L 45-7
S 10	Beloit (Beloit)	W 27-25
S 17	Monmouth (De Pere)	L 28-20
S 24	Knox (De Pere)	W 48-13
O 1	Illinois College (Jacksonville, Ill.)	W 28-0
O 8	Lawrence (Appleton)	W 44-15
O 15	Carroll (De Pere)	W 48-28
O 22	Ripon (Ripon)	W 40-14
O 29	Grinnell (De Pere)	W 63-14
N 5	Lake Forest (Lake Forest, Ill.)	W 56-14

2006 (10-1, 9-0 MWC)

Date	Opponent (Site)	Result
S 2	Olivet Nazarene (Bourbonnais, Ill.)	W 31-13
S 9	Grinnell (De Pere)	W 63-13
S 16	Lawrence (Appleton)	W 42-14
S 23	Lake Forest (De Pere)	W 14-7
S 30	Knox (Galesburg, Ill.)	W 42-27
O 7	Monmouth (De Pere)	W 48-0
O 14	Carroll (De Pere)	W 41-0
O 21	Ripon (Ripon)	W 38-28
O 28	Beloit (Beloit)	W 37-7
N 4	Illinois College (De Pere)	W 49-0
N 18	#UW-Whitewater (Whitewater)	L 59-17

2007 (10-1, 9-0 MWC)

Date	Opponent (Site)	Result
S 1	Olivet Nazarene (De Pere)	W 34-27
S 8	Grinnell (Grinnell, Iowa)	W 35-13
S 15	Lawrence (De Pere)	W 40-11
S 22	Lake Forest (Lake Forest, Ill.)	W 36-6
S 29	Knox (De Pere)	W 49-14
O 6	Monmouth (Monmouth, Ill.)	W 42-28
O 13	Carroll (Waukesha)	W 26-24
O 20	Ripon (De Pere)	W 52-27
O 27	Beloit (De Pere)	W 55-9
N 3	Illinois College (Jacksonville, Ill.)	W 31-24
N 17	#UW-Eau Claire (De Pere)	L 24-20

2008 (7-3, 7-2 MWC)

Date	Opponent (Site)	Result
S 6	Wartburg (Waverly, Iowa)	L 44-20
S 13	Grinnell (De Pere)	W 55-7
S 20	Lawrence (Appleton)	W 44-18
S 27	Lake Forest (De Pere)	W 62-0
O 4	Knox (Galesburg, Ill.)	W 63-24
O 11	Monmouth (De Pere)	L 31-22
O 18	Carroll (De Pere)	W 20-17
O 25	Ripon (Ripon)	L 19-7
N 1	Beloit (Beloit)	W 42-21
N 8	Illinois College (De Pere)	W 42-27

2009 (9-1, 8-1 MWC)

Date	Opponent (Site)	Result
S 5	Wartburg (De Pere)	W 42-35 (OT)
S 12	Grinnell (Grinnell, Iowa)	W 14-11
S 19	Lawrence (De Pere)	W 45-3
S 26	Lake Forest (Lake Forest, Ill.)	W 35-14
O 3	Knox (De Pere)	W 56-13
O 10	Monmouth (Monmouth, Ill.)	L 52-24
O 17	Carroll (Waukesha)	W 28-20
O 24	Ripon (De Pere)	W 41-28
O 31	Beloit (De Pere)	W 44-0
N 7	Illinois College (Jacksonville, Ill.)	W 49-0

2010 (7-4, 7-2 MWC)

Date	Opponent (Site)	Result
S 4	St. Thomas, Minn. (De Pere)	L 40-7
S 11	Beloit (Beloit)	L 34-31
S 18	Knox (Galesburg, Ill.)	W 49-0
S 25	Lawrence (De Pere)	W 77-26
O 2	Monmouth (Monmouth, Ill.)	W 48-2
O 9	Illinois College (De Pere)	L 26-25
O 16	Carroll (Waukesha)	W 30-6
O 23	Grinnell (De Pere)	W 58-14
O 30	Ripon (Ripon)	W 37-13
N 6	Lake Forest (De Pere)	W 28-0
N 20	#North Central (Naperville, Ill.)	L 57-7

2011 (7-3, 7-2 MWC)

Date	Opponent (Site)	Result
S 3	St. Thomas, Minn. (St. Paul, Minn.)	L 20-7
S 10	Beloit (De Pere)	W 30-14
S 17	Knox (De Pere)	W 43-7
S 24	Lawrence (Appleton)	W 30-0
O 1	Monmouth (De Pere)	L 10-3
O 8	Illinois College (Jacksonville, Ill.)	L 48-34
O 15	Carroll (De Pere)	W 28-7
O 22	Grinnell (Grinnell, Iowa)	W 30-28
O 29	Ripon (De Pere)	W 37-21
N 5	Lake Forest (Lake Forest, Ill.)	W 41-6

2012 (8-3, 8-1 MWC)

Date	Opponent (Site)	Result
A 31	John Carroll (Dublin, Ireland)	L 40-3
S 8	Knox (De Pere)	W 31-20
S 15	Ripon (Ripon)	W 35-31
S 22	Carroll (De Pere)	W 28-21 (OT)
S 29	Monmouth (Monmouth, Ill.)	L 31-9
O 6	Cornell, Iowa (Mount Vernon, Iowa)	W 20-16
O 13	Lawrence (De Pere)	W 79-7
O 27	Beloit (Beloit)	W 42-7
N 3	Grinnell (Grinnell, Iowa)	W 20-12
N 10	Lake Forest (De Pere)	W 20-10
N 17	#St. Thomas, Minn. (St. Paul, Minn.)	L 48-17

2013 (8-3, 8-1 MWC)

Date	Opponent (Site)	Result
S 7	John Carroll (Bridgeview, Ill.)	L 41-0
S 14	Knox (Galesburg, Ill.)	W 42-7
S 21	Ripon (De Pere)	W 33-6
S 28	Carroll (Waukesha)	W 27-7
O 5	Monmouth (De Pere)	W 22-14
O 12	Cornell (De Pere)	W 20-17
O 19	Lawrence (Appleton)	W 17-6
N 2	Beloit (De Pere)	W 52-17
N 9	Grinnell (De Pere)	W 23-0
N 16	Lake Forest (Lake Forest, Ill.)	L 31-3
N 23	#UW-Whitewater (Whitewater)	L 31-7

2014 (6-4, 3-2 MWC)

Date	Opponent (Site)	Result
S 6	Carthage (Kenosha)	W 25-13
S 13	North Central (De Pere)	L 51-17
S 27	Illinois College (De Pere)	W 32-27
O 4	Cornell (Mount Vernon, Iowa)	L 28-27
O 11	Carroll (Waukesha)	L 30-6
O 18	Ripon (De Pere)	W 13-10
O 25	Beloit (De Pere)	W 29-14
N 1	Lawrence (Appleton)	W 42-0
N 8	Macalester (De Pere)	L 21-13
N 15	Cornell (Mount Vernon, Iowa)	W 35-28

2015 (10-1, 5-0 MWC)

Date	Opponent (Site)	Result
S 5	Carthage (De Pere)	W 35-6
S 12	North Park (Chicago, Ill.)	W 41-31
S 26	Illinois College (Jacksonville, Ill.)	W 21-2
O 3	Cornell (De Pere)	W 31-3
O 10	Carroll (De Pere)	W 21-14
O 17	Ripon (Ripon)	W 48-14
O 24	Beloit (Beloit)	W 33-0
O 31	Lawrence (De Pere)	W 63-6
N 7	Macalester (St. Paul, Minn.)	W 25-16
N 14	%Monmouth (De Pere)	W 16-7
N 21	#UW-Whitewater (Whitewater)	L 48-0

2016 (7-3, 7-1 MWC)

Date	Opponent (Site)	Result
S 3	UW-Stevens Point (De Pere)	L 37-14
S 10	Benedictine, Ill. (Lisle, Ill.)	L 34-14
S 17	Knox (Galesburg, Ill.)	W 50-3
O 1	Lake Forest (De Pere)	W 35-21
O 8	Beloit (Beloit)	W 68-28
O 15	Lawrence (Appleton)	W 62-0
O 22	Ripon (De Pere)	W 48-7
O 29	Illinois College (De Pere)	W 56-20
N 5	Monmouth (Monmouth, Ill.)	L 38-14
N 12	Macalester (De Pere)	W 35-7

2017 (7-3, 5-0 MWC)

Date	Opponent (Site)	Result
S 2	UW-Stevens Point (Stevens Point)	L 34-33 (2 OT)
S 9	Benedictine (De Pere)	L 29-7
S 23	Grinnell (Grinnell, Iowa)	W 66-13
S 30	Knox (De Pere)	W 61-17
O 7	Ripon (Ripon)	W 17-0
O 14	Chicago (De Pere)	W 10-0
O 21	Lawrence (De Pere)	W 38-6
O 28	Macalester (St. Paul, Minn.)	W 47-7
N 4	Beloit (De Pere)	W 47-7
N 11	%Monmouth (Monmouth, Ill.)	L 9-6 (OT)

2018 (10-2, 5-0 MWC)

Date	Opponent (Site)	Result
S 1	Aurora (De Pere)	W 16-7
S 8	UW-Eau Claire (Eau Claire)	L 30-23 (2 OT)
S 22	Grinnell (De Pere)	W 91-0
S 29	Knox (Galesburg, Ill.)	W 34-0
O 6	Ripon (De Pere)	W 30-17
O 13	Chicago (Chicago, Ill.)	W 21-20
O 20	Lawrence (Appleton)	W 46-0
O 27	Macalester (De Pere)	W 17-15
N 3	Beloit (Beloit)	W 60-0
N 10	%Monmouth (De Pere)	W 10-7
N 17	#Trine (Angola, Ind.)	W 31-7
N 24	##UW-Whitewater (Whitewater)	L 54-21

KEY:

- NCAA Division III Playoffs, First Round

- NCAA Division III Playoffs, Second Round

% - Midwest Conference Championship Game

* - Lombardi Memorial Game at Lambeau Field, Green Bay

CS - City Stadium, Green Bay

LF - Lambeau Field, Green Bay

PRIMARY HOME FIELDS:

1931-1937: Brown County Fairgrounds/Legion Park, De Pere

1938-2009: Dr. John R. Minahan Stadium, De Pere

2010-present: Donald J. Schneider Stadium, De Pere

All-Time Series Records

Opponent	G	W-L-T	PF-PA	Home	Away	First-Last	Opponent	G	W-L-T	PF-PA	Home	Away	First-Last
Adrian (Mich.)	2	0-2	14-80	0-1	0-1	1982-1983	Macalester (Minn.)	5	4-1	137-66	2-1	2-0	2014-2018
Augustana (Ill.)	1	0-1	32-39	0-0	0-1	1999-1999	Maranatha Baptist	1	1-0	56-0	1-0	0-0	1978-1978
Augustana (S.D.)	4	1-3	109-126	1-2	0-1	1958-1963	Marquette Freshmen	1	0-0-1	0-0	0-0-1	0-0	1931-1931
Aurora (Ill.)	1	1-0	16-7	1-0	0-0	2018-2018	Michigan Tech	26	15-11	540-437	9-5	7-5	1934-1991
Beloit	35	25-10	1188-559	12-5	13-5	1984-2018	Minnesota State-Mankato	7	4-3	130-125	2-0	2-3	1957-1970
Benedictine (Ill.)	4	1-3	61-89	1-1	0-2	1988-2017	Monmouth (Ill.)	32	23-9	866-551	12-3	11-6	1975-2018
Butler (Ind.)	3	1-2	42-58	1-0	0-2	1975-1979	Morningside (Iowa)	2	1-1	56-41	1-0	0-1	1962-1963
Camp Grant (Ill.)	2	0-2	6-47	0-0	0-2	1941-1942	North Central (Ill.)	2	0-2	24-108	0-1	0-1	2010-2014
Canisius (N.Y.)	1	0-1	6-26	0-0	0-1	1949-1949	North Dakota State	1	0-1	29-62	0-0	0-1	1976-1976
Carroll	37	28-9	880-565	16-2	12-7	1935-2015	North Park (Ill.)	1	1-0	41-31	0-0	1-0	2015-2015
Carthage	2	2-0	60-19	1-0	1-0	2014-2015	Northeastern Illinois	2	2-0	75-7	1-0	1-0	1974-1975
Central (Iowa)	2	0-2	21-84	0-0	0-2	1989-2000	Northern Michigan	16	3-13	161-447	1-6	2-7	1958-1976
Chicago (Ill.)	6	5-1	111-49	2-1	3-0	1984-2018	Northland	4	4-0	215-26	2-0	2-0	1948-1962
Coe (Iowa)	5	2-2-1	67-89	1-1	1-1-1	1985-1995	Northwood (Mich.)	6	2-4	63-127	1-2	1-2	1974-1980
Concordia (Wis.)	4	2-2	56-76	1-1	1-1	1992-1995	Olivet (Mich.)	1	0-1	9-15	0-0	0-1	1981-1981
Cornell (Iowa)	9	6-3	253-177	4-0	2-3	1986-2015	Olivet Nazarene (Ill.)	2	2-0	65-40	1-0	1-0	2006-2007
Dayton (Ohio)	4	0-4	65-131	0-1	0-3	1978-1987	Quincy (Ill.)	3	2-1	54-26	1-0	1-1	1950-1953
DePauw (Ind.)	1	0-1	7-31	0-1	0-0	1981-1981	Ripon	39	29-10	1176-708	16-4	13-6	1979-2018
Drake (Iowa)	4	0-4	14-111	0-2	0-2	1990-1997	St. Ambrose (Iowa)	17	7-10	227-305	3-4	4-6	1940-1959
Dubuque (Iowa)	3	1-2	91-68	1-1	0-1	1970-1983	St. Benedict (Kan.)	2	0-2	12-53	0-0	0-2	1938-1939
Eastern Michigan	2	0-2	28-89	0-1	0-1	1972-1973	St. Cloud State (Minn.)	6	5-1	154-76	3-0	2-1	1964-1971
Evansville (Ind.)	1	0-1	7-47	0-0	0-1	1949-1949	St. John's (Minn.)	5	2-3	100-115	2-0	0-3	1938-2003
Ferris State (Mich.)	10	7-3	251-153	3-1	4-2	1960-1977	St. Joseph's (Ind.)	12	6-5-1	202-92	3-3	3-2-1	1939-1953
Fordham (N.Y.)	2	2-0	32-19	2-0	0-0	1982-1983	St. Mary's (Minn.)	4	2-2	58-45	1-1	1-1	1931-1937
Fort Belvoir (Va.)	1	1-0	44-7	1-0	0-0	1948-1948	St. Thomas (Minn.)	26	13-12-1	397-410	8-4-1	5-8	1947-2012
Graceland (Iowa)	1	1-0	40-8	0-0	1-0	1960-1960	St. Viator (Ill.)	3	2-0-1	28-21	1-0	1-0-1	1935-1937
Great Lakes Naval (Ill.)	4	2-2	80-108	2-0	0-2	1950-1953	Saginaw Valley State (Mich.)	4	2-2	32-62	1-1	1-1	1975-1978
Grinnell (Iowa)	22	21-1	974-334	10-1	11-0	1986-2018	Simpson (Iowa)	1	1-0	26-20	1-0	0-0	2003-2003
Gustavus Adolphus (Minn.)	8	2-6	62-94	0-5	2-1	1937-1949	South Dakota State	2	1-1	9-6	1-1	0-0	1938-1940
Hamline (Minn.)	2	2-0	60-44	1-0	1-0	2000-2001	Trine (Ind.)	1	1-0	31-7	0-0	1-0	2018-2018
Hillsdale (Mich.)	19	4-14-1	264-481	1-6-1	3-8	1963-1981	Valparaiso (Ind.)	1	0-1	7-23	0-0	0-1	1979-1979
Illinois College	23	20-3	932-218	11-1	9-2	1984-2016	Wartburg (Iowa)	2	1-1	62-79	1-0	0-1	2008-2009
Illinois State	1	0-1	14-16	0-0	0-1	1948-1948	Western Illinois	4	3-1	124-42	2-0	1-1	1964-1967
Indiana (Pa.)	1	0-1	7-26	0-0	0-1	1971-1971	Wheaton (Ill.)	2	1-0-1	31-14	0-0-1	1-0	1939-1940
John Carroll (Ohio)	2	0-2	3-81	0-0	0-2	2012-2013	UW-Eau Claire	9	3-6	182-167	2-3	1-3	1956-2018
Jordan (Mich.)	3	1-1-1	32-21	0-1-1	1-0	1934-1936	UW-La Crosse	21	13-7-1	415-313	8-3-1	5-4	1946-2004
Knox (Ill.)	23	21-2	938-324	11-0	10-2	1988-2018	UW-Milwaukee	23	19-4	460-218	8-0	11-4	1933-1974
Lake Forest (Ill.)	31	28-3	915-400	15-1	13-2	1984-2016	UW-Oshkosh	37	14-20-3	482-676	6-10-2	8-10-1	1931-1999
Lakeland	2	2-0	67-0	1-0	1-0	1961-1962	UW-Platteville	13	4-9	238-258	4-5	0-4	1931-1983
Lawrence	41	30-9-2	1351-541	14-4	16-5-2	1932-2018	UW-River Falls	2	2-0	90-13	1-0	1-0	1968-1969
Lewis (Ill.)	7	3-4	109-87	3-1	0-3	1950-1956	UW-Stevens Point	28	13-14-1	474-549	8-4-1	5-10	1931-2017
Loras (Iowa)	18	14-4	354-188	7-2	7-2	1941-1981	UW-Stout	3	2-1	47-27	1-0	1-1	1972-1981
Louisiana-Lafayette	1	0-1	37-48	0-0	0-1	1969-1969	UW-Superior	1	1-0	25-6	1-0	0-0	1953-1953
Luther (Iowa)	2	2-0	35-20	1-0	1-0	1961-1965	UW-Whitewater	32	9-20-3	434-741	6-4-2	4-15-1	1932-2018
							Youngstown State (Ohio)	1	0-0-1	7-7	0-0	0-0-1	1964-1964

Last Time It Happened

Safety

By St. Norbert: at Beloit, 11/3/18

By Opponent: Illinois College, 9/26/15

Overtime Game:

at UW-Eau Claire, 9/8/18 (UW-Eau Claire 30, St. Norbert 23 - 2 OT)

50 Points in a Game:

By St. Norbert: at Beloit, 11/3/18 (60)

By Opponent: at UW-Whitewater, 11/24/18 (54)

Punt Return for TD:

By St. Norbert: Drew Rhodes vs. Grinnell, 9/23/17 (60 yards)

By Opponent: Todd Steele, Monmouth, 9/22/90 (90 yards)

Kickoff Return for TD:

By St. Norbert: Loren Coleman vs. Ripon, 10/23/04 (93 yards)

By Opponent: Alex Pasiewicz, Lake Forest, 10/1/16 (96 yards)

Interception Return for TD:

By St. Norbert: Matt Gurgone vs. Trine, 11/17/18 (26 yards)

By Opponent: Famus Hasty, UW-Whitewater, 11/24/18 (48 yards)

Fumble Return for TD:

By St. Norbert: Matt Gurgone vs. Trine, 11/17/18 (35 yards)

By Opponent: Danny Drummond, Benedictine, 9/9/17 (0 yards)

200 Yards Rushing:

By St. Norbert: Casey Meehan vs. Grinnell, 10/30/04 (254 yards)

By Opponent: Justin Berrens, Lawrence, 10/11/03 (215 yards)

300 Yards Passing:

By St. Norbert: Jack Becker vs. Macalester, 10/28/17 (328 yards)

By Opponent: Ryan Sample, Benedictine, 9/9/17 (402 yards)

150 Yards Receiving:

By St. Norbert: Samuel Staehling vs. Beloit, 11/4/17 (184 yards)

By Opponent: Brandon Moore, Benedictine, 9/9/17 (181 yards)

10 Pass Receptions:

By St. Norbert: Joe Green vs. Grinnell, 10/22/11 (10)

By Opponent: Alec Beatty, Macalester, 10/27/18 (10)

40 Yard Field Goal:

By St. Norbert: Spenser Thompson-Meyers at Beloit, 11/3/18 (50 yards)

By Opponent: Graham Fisher, Grinnell, 11/3/12 (40 yards)

Defensive Extra Point:

By St. Norbert: Ernest James vs. Monmouth, 10/11/08

By Opponent: Derek Micke, Lawrence, 9/15/07

Academic All-Americans

Academic All-Americans are selected by the College Sports Information Directors of America.

1960-61	Bill Campbell	honorable mention
1986-87	Matt Lang	first team
1986-87	Karl Zacharias	first team
1987-88	Matt Lang	first team
1987-88	Karl Zacharias	first team
1987-88	Mike Whitehouse	honorable mention
1988-89	Mike Whitehouse	first team
1989-90	Mike Whitehouse	first team
1999-2000	Mike Krueger	first team
2009-10	Jake Reisner	second team
2010-11	Kyle Ripley	second team
2010-11	Dan Sjoquist	second team
2011-12	Dan Sjoquist	first team
2017-18	Samuel Staehling	first team
2018-19	Samuel Staehling	first team
2018-19	Kyle Rademaker	first team



St. Norbert senior offensive lineman Kyle Rademaker (pictured above) was named a first-team College Sports Information Directors of America (CoSIDA) NCAA Division III Football Academic All-America selection in 2018. Rademaker, along with junior wide receiver Samuel Staehling, were named to the 25-man squad.

Rademaker, an Eden Prairie, Minn., native, holds a 3.93 grade point averages with majors in mathematics and economics. Anchoring the St. Norbert offensive line at left tackle, Rademaker was charged with just one quarterback sack allowed and was selected the Midwest Conference offensive line most valuable player. A Dean's List student and Academic All-Midwest Conference recipient, Rademaker was a first-team All-MWC choice in 2017 and 2018. Rademaker was a team captain and served on the St. Norbert Student-Athlete Advisory Committee.

Rademaker is the tenth St. Norbert football player to earn CoSIDA Academic All-America mention. Including Staehling's honor the last two seasons, Rademaker is the seventh first-team Academic All-America football honoree, joining Matt Lang (1986 and 1987), Karl Zacharias (1986 and 1987), Mike Whitehouse (1988 and 1989), Mike Krueger (1999) and Dan Sjoquist (2011).



2019 Schedule

Sept. 7	at Aurora Univ.	1 p.m.
Sept. 14	UW-Eau Claire	1 p.m.
Sept. 28	at Monmouth College	1 p.m.
Oct. 5	Grinnell College (Hall of Fame Day)	1 p.m.
Oct. 12	at Ripon College *	1 p.m.
Oct. 19	Beloit College * (Homecoming)	1 p.m.
Oct. 26	Lawrence Univ. *	1 p.m.
Nov. 2	at Macalester College *	1 p.m.
Nov. 9	at Lake Forest College *	1 p.m.
Nov. 16	at MWC Championship	Noon
Home games in bold * Midwest Conference Games		